

# **SDX30 Single Disk No-Till Air Drill**

## Parts Catalog

**87605423**  
Issued April, 2009  
Replaces 87057710

---

## **GENERAL INFORMATION**

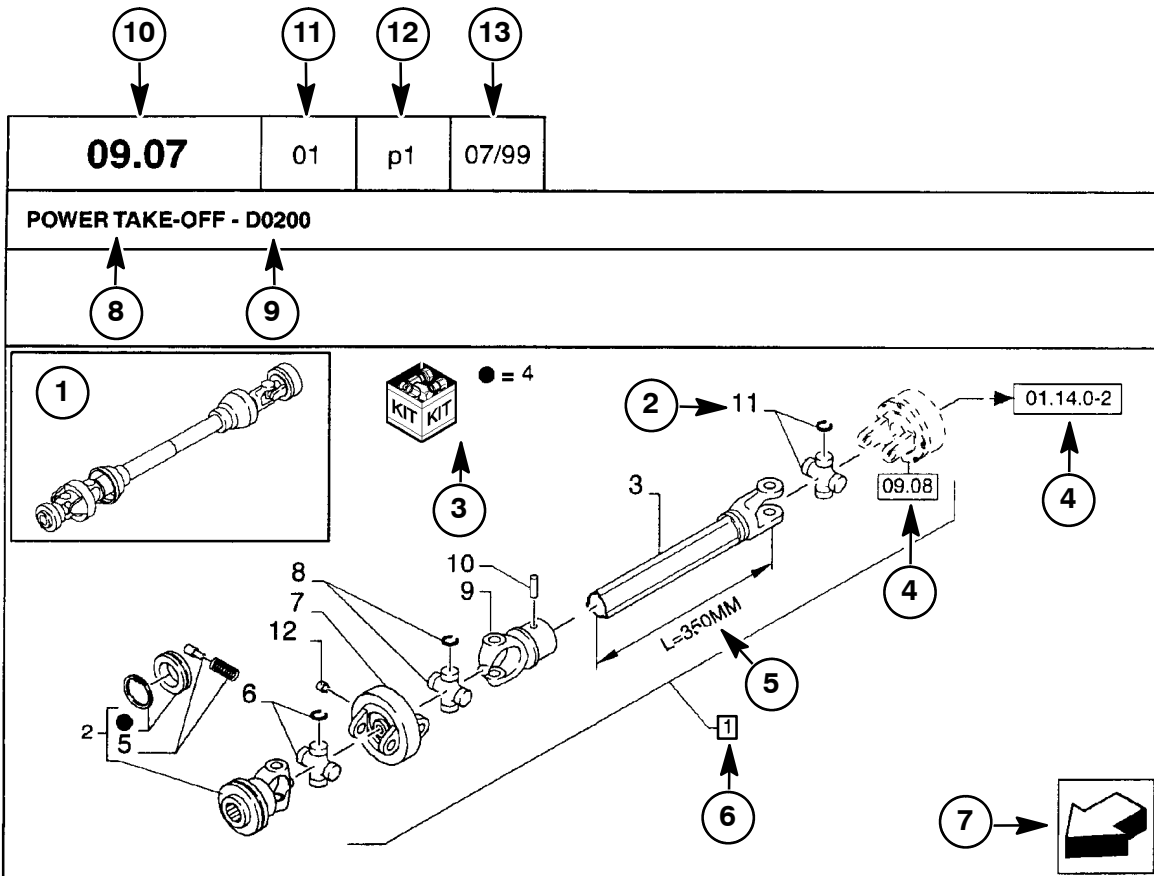
---

1. Whenever the terms left and right are used, it should be understood to mean from a position facing in direction of travel.
2. Throughout this manual you find common hardware not illustrated, but listed in the description column. The service part immediately preceding a hardware listing is the part using these particular items for mounting purposes. This hardware is not included with the service part or assembly when ordered as a replacement.
3. CNH America LLC is continually striving to improve its products. We must, therefore, reserve the right to make improvements or changes when it becomes practical and possible to do so, without incurring any obligation to make changes or additions to the equipment sold previously.

**ALWAYS USE GENUINE CASE IH PARTS**





**CNH America LLC, Racine, WI 53404 U.S.A.**





POWER TAKE-OFF - D0200					09.07	01	p1	09/00	
REF	FN	PART NUMBER	YR/SN	QTY	DESCRIPTION	10	11	12	13
1	1	86529340	Before 06/85	1	SHAFT, PTO 2 to 11 ← 6				
2	↑	84014007		1	YOKE Includes Ref. 4 & 5				
3	14	NSS ← 15		1	NOT SERVICED SEPARATELY Shaft, L=350MM				
4	↑	84004292	C0204	1	KIT				16
4	↑	{84058743}	D0500	1	KIT				
	2	↑	↑	↑	↑	↑	↑	↑	
		17	17	19	20	21			
(1) For Italy Only									
	22								

STANDARD ← 23      24 → MODELS

- 1 Position of the "Figure" on the machine.
- 2 Reference - Figure call-out of the part number.
- 3 Parts supplied in repair kits per symbol reference.
- 4 01.14.0-2 Indicates components shown in detail elsewhere in the catalog under the figure or page number shown. Some figures or pages referenced may not apply to the model in question.
- 5 Technical specifications relating to the Part indicated.
- 6 1 Item Includes References noted in description.
- 7 Orientation. (Arrow indicates front of the machine.) 
- 8 Figure description.
- 9 General information of the figure.
- 10 Assembly code.
- 11 Sequence code within the assembly.
- 12 Page number within the sequence code.
- 13 Date of printing or updating of page (month-year).
- 14 Note - Relating to the Part Number. There is a key to symbols and abbreviations at the bottom of the text page.
- 15 Non-serviced parts.
- 16 Further description of the part to help confirm identification.
- 17 Not available as service part in this market.
- 18 Part Number.
- 19 Year
  - Before 06/85 = Part valid for production 06/85 and before
  - From 07/85 = Part valid for production from 07/85 and after
 Serial Number
  - BSN 31011913 = Part valid for serial number 31011913 and below
  - ASN 31011914 = Part valid for serial number 31011914 and above
 Modification
  -  C 0201 = Part valid UNTIL 0201 change.
  -  D 0300 = Part valid FROM 0300 change.
  -  F 0202 = Part valid FROM Serial N..... to Serial N.....
 Implementation of change. Serial number from which the change starts. The numbers are indicated on the identification plate of the model.  
 E.g.: D0300 Serial N 2503001 means that the part has been installed "From" serial number 2503001. Consequently, the parts marked by C0201, were installed "UP TO" serial number 2501999.  
 See code table.
- 20 Total Quantity of the Part referred to in the page. The quantity can be replaced by the following indications:  
 M = supplied in metres. AR = quantity as required.
- 21 Part Description.
- 22 Footnote references.
- 23 Figure notes.
- 24 Model number(s).

---

## METRIC AND INCH HARDWARE

---

Allowances have been made in punched and drilled holes to allow interchangeability of metric and inch dimension hardware in fastening and mounting applications. However, this interchangeability does not apply to tapped holes or using metric dimension nuts on inch cap screws, studs and bolts. Likewise, inch dimension nuts cannot be used on metric cap screws, studs or bolts.

Following is a listing of Common sizes for substitution.

Inches	Screw Diameter	Millimeters
3/16"		5 mm
1/4"		6 mm
5/16 "		8 mm
*3/8"		*10 mm
1/2"		12 mm
9/16"		14 mm
5/8"		16 mm
	Screw Length	
5/8"		15 mm
3/4"		20 mm
*1"		25 mm
1-1/4"		30 mm
1-3/8"		35 mm
1-1/2"		40 mm
1-3/4"		45 mm
2"		50 mm
2-1/4"		60 mm
2-3/4"		70 mm
3"		80 mm
3-1/2"		90 mm
4"		100 mm

\*EXAMPLE: For most applications a 3/8" x 1" cap screw and nut can be replaced by a 10 mm x 25 mm cap screw and nut.

For additional size information and possible substitutions, either inch to metric or metric to inch, please refer to the conversion table in this catalog.

# CONVERSION CHART

Inch Fractions and Decimals to Millimeter Equivalents											
INCHES		MM	INCHES		MM	INCHES		MM	INCHES		MM
Fraction	Decimal		Fraction	Decimal		Fraction	Decimal		Fraction	Decimal	
-	.0004	.01	-	.3	7.620	-	.7874	20	-	1.969	50
-	.001	.025	5/16	.3125	7.938	51/64	.7969	20.241	2	2.000	50.8
-	.0039	.10	-	.3150	8	13/16	.8125	20.638	2-1/8	2.125	54
-	.005	.127	21/64	.3281	8.334	-	.8268	21	-	2.165	55
-	.0079	.2	-	.3346	8.5	53/64	.8281	21.034	2-1/4	2.250	57.2
-	.0098	.25	11/32	.3438	8.731	27/32	.8438	21.431	-	2.362	60
-	.01	.254	-	.3543	9	55/64	.8594	21.828	2-3/8	2.375	60.3
-	.0118	.3	23/64	.3594	9.128	-	.8662	22	2-1/2	2.500	63.5
1/64	.0156	.397	-	.3740	9.5	7/8	.8750	22.225	-	2.559	65
-	.0157	.4	3/8	.375	9.525	57/64	.8906	22.622	2-5/8	2.625	66.7
-	.0197	.5	25/64	.3906	9.922	-	.9	22.860	2-3/4	2.750	69.9
-	.0236	.6	-	.3937	10	-	.9055	23	-	2.756	70
-	.025	.635	-	.4	10.160	29/32	.9063	23.019	2-7/8	2.875	73
-	.0276	.7	13/32	.4062	10.319	59/64	.9219	23.416	-	2.953	75
-	.0295	.75	-	.4134	10.5	15/16	.9375	23.813	3	3.000	76.2
1/32	.0313	.794	27/64	.4219	10.716	-	.9449	24	-	3.150	80
-	.0315	.8	-	.4331	11	61/64	.9531	24.209	3-1/4	3.250	82.6
-	.0354	.9	7/16	.4375	11.113	31/32	.9688	24.606	-	3.346	85
-	.0394	1	29/64	.4531	11.509	-	.9843	25	3-1/2	3.500	88.9
3/64	.0469	1.191	15/32	.4688	11.906	1	1.000	25.400	-	3.543	90
-	.0472	1.20	-	.4724	12	-	1.024	26	-	3.740	95
-	.05	1.270	31/64	.4844	12.303	1-1/16	1.062	26.988	3-3/4	3.750	95.3
-	.0551	1.4	-	.4921	12.5	-	1.063	27	-	3.937	100
-	.0591	1.50	1/2	.5	12.700	-	1.102	28	4	4.000	101.6
1/16	.0625	1.588	-	.5118	13	1-1/8	1.125	28.575	-	4.331	110
-	.0669	1.70	33/64	.5156	13.097	-	1.142	29	4-1/2	4.500	114.3
-	.075	1.905	17/32	.5326	13.494	-	1.181	30	-	4.724	120
5/64	.0781	1.984	-	.5315	13.5	1-3/16	1.188	30.16	5	5.000	127
-	.0787	2	35/64	.5469	13.891	-	1.221	31	-	5.118	130
-	.0906	2.3	-	.5512	14	1-1/4	1.250	31.75	5-1/2	5.500	139.7
3/32	.0938	2.381	9/16	.5625	14.288	-	1.260	32	-	5.512	140
-	.0984	2.5	-	.571	14.5	-	1.299	33	-	5.906	150
-	.1	2.540	37/64	.5781	14.684	1-5/16	1.312	33.34	6	6.000	152.4
-	.1024	2.6	-	.5906	15	-	1.339	34	-	6.299	160
7/64	.1093	2.776	19/32	.5938	15.081	1-3/8	1.375	34.93	6-1/2	6.500	165.1
-	.1181	3	-	.6	15.240	-	1.378	35	7	7.000	177.8
1/8	.125	3.175	39/64	.6094	15.478	-	1.417	36	-	7.087	180
-	.1378	3.5	-	.6103	15.5	1-7/16	1.438	36.51	7-1/2	7.500	190.5
9/64	.1406	3.572	5/8	.6250	15.875	-	1.457	37	-	7.874	200
5/32	.1563	3.969	-	.6299	16	-	1.496	38	8	8.000	203.2
-	.1575	4	41/64	.6406	16.272	1-1/2	1.500	38.10	8-1/2	8.500	215.9
11/64	.1719	4.366	-	.6496	16.5	-	1.535	39	-	8.661	220
-	.1772	4.5	21/32	.6563	16.669	1-9/16	1.562	39.69	9	9.000	228.6
3/16	.1875	4.763	-	.6693	17	-	1.575	40	-	9.449	240
-	.1969	5	43/64	.6719	17.066	-	1.614	41	9-1/2	9.500	241.3
-	.2	5.080	11/16	.6875	17.463	1-5/8	1.625	41.28	-	9.843	250
13/64	.2031	5.159	-	.6890	17.5	-	1.654	42	10	10.000	254
-	.2165	5.5	-	.7	17.780	1-11/16	1.688	42.86	-	10.236	260
7/32	.2188	5.556	45/64	.7031	17.859	-	1.693	43	11	11.000	279.4
15/64	.2344	5.963	-	.7087	18	-	1.732	44	-	11.024	280
-	.2362	6	23/32	.7188	18.256	1-3/4	1.750	44.45	-	11.811	300
1/4	.25	6.350	-	.7283	18.5	-	1.772	45	12	12.000	304.8
-	.2559	6.5	47/64	.7344	18.653	-	1.811	46	13	13.000	330.2
17/64	.2656	6.747	-	.7480	19	1-13/16	1.813	46.04	-	13.780	350
-	.2756	7	3/4	.75	19.050	-	1.850	47	14	14.000	355.6
9/32	.2813	7.144	49/64	.7656	19.447	1-7/8	1.875	47.63	15	15.000	381
-	.2953	7.5	-	.7677	19.5	-	1.890	48	-	15.748	400
19/64	.2969	7.541	25/32	.7813	19.844	-	1.929	49	16	16.000	406.4

---

# TABLE OF CONTENTS

---

0.010.1	LOCATION OF SERIAL AND PRODUCT IDENTIFICATION NUMBERS
1.010.1	MAIN FRAME (BSN CKB0028188)
1.011.1	MAIN FRAME (ASN CBJ0007001) - CONCORD HITCH
1.020.1	MAIN FRAME (ASN CBJ0007001) - ADX HITCH
1.030.1	WING FRAME
1.040.1	WING BRACE
1.050.1	SUBBAR GANG TUBES
1.060.1	SUBBAR HINGE ASSEMBLY
1.070.1	DRAWPOLE (BSN CKB0028188)
1.071.1	DRAWPOLE (ASN CBJ0007001)
1.080.1	CASTER - STANDARD 6 BOLT HUB (BSN CKB0028188) (NOT STANDARD ASN CBJ0007001)
1.081.1	CASTER - STANDARD 6 BOLT HUB (ASN CBJ0007001) (NOT STANDARD ASN CBJ0007001)
1.090.1	CASTER - HEAVY DUTY 8 BOLT HUB (BSN CKB0028188)
1.091.1	CASTER - HEAVY DUTY 8 BOLT HUB (ASN CBJ0007001) (STANDARD ASN CBJ0007001)
1.092.1	CASTER - HEAVY DUTY 8 BOLT HUB (ASN CBJ024165) (STANDARD ASN CBJ0007001)
1.100.1	WEIGHT BRACKET KIT - MAIN FRAME
1.110.1	WEIGHT BRACKET KIT - WING
1.120.1	SAFETY LIGHTS (BSN CKB0028188)
1.121.1	TRANSPORT LIGHTING AND REFLECTOR DECALS (ASN CBJ0007001)
1.130.1	M200 REMOTE CLUTCH / IMPLEMENT STATUS KIT
1.140.1	DECALS (BSN CKB0028188)
1.141.1	DECALS (ASN CBJ0007001)
1.150.1	2000 POUND JACK
2.010.1	SUBBAR HYDRAULIC SCHEMATIC (BSN CKB0028188)
2.011.1	SUBBAR HYDRAULICS (ASN CBJ0007001) (PART 1 OF 2)
2.021.1	SUBBAR HYDRAULICS (ASN CBJ0007001) (PART 2 OF 2)
2.030.1	SUBBAR CYLINDER ASSEMBLY, 435893A1, 4.00 INCH BORE X 12 INCH STROKE
2.031.1	SUBBAR CYLINDER ASSEMBLY, 87406914, 4.00 INCH BORE X 12 INCH STROKE
2.040.1	PILOT OPERATED CHECK VALVE
2.050.1	SUBBAR CYLINDER MOUNT ASSEMBLY
2.060.1	SUBBAR CYLINDER SAFETY LOCK
2.070.1	WING LIFT HYDRAULIC SCHEMATIC (BSN CKB0028188)
2.071.1	WING LIFT HYDRAULICS (ASN CBJ0007001)
2.080.1	OPTIONAL DIESEL ENGINE HYDRAULIC KIT
2.090.1	HYDRAULIC LIFT CYLINDER, 4 INCH BORE X 30 INCH STROKE, 350720A1 AND 1016796
2.091.1	HYDRAULIC LIFT CYLINDER, 4 INCH BORE X 30 INCH STROKE, 86991622 AND 87407430
2.100.1	WING LIFT HYDRAULIC BALL VALVE ASSEMBLY
2.110.1	WING LIFT
3.010.1	LIGHTING HARNESS
3.020.1	SEED TOOL HARNESS
3.030.1	FLOW REMOTE MODULE AND MOUNTING
3.040.1	WARNING LIGHT ASSEMBLY 87564157
4.010.1	SEED TUBE, SCRAPER, ARM, AND MOUNT (BSN CBJ0007174 AND BSN CKB0028188)
4.011.1	SEED TUBE, SCRAPER, ARM, AND MOUNT (BTW CBJ0007175 AND CBJ0007184)



---

# TABLE OF CONTENTS

---

4.012.1	SEED TUBE, SCRAPER, ARM, AND MOUNT (ASN CBJ0007185)
4.020.1	GAUGE WHEEL ASSEMBLY (BSN CBJ0007174 AND BSN CKB0028188)
4.021.1	GAUGE WHEEL ASSEMBLY (ASN CBJ0007175)
4.030.1	GAUGE WHEEL ARM ASSEMBLY (BSN CBJ0007174 AND BSN CKB0028188)
4.031.1	GAUGE WHEEL ARM ASSEMBLY (BTW CBJ0007175 AND CBJ0007197)
4.032.1	GAUGE WHEEL ARM ASSEMBLY (BTW CBJ0007201 AND CBJ0007519)
4.033.1	GAUGE WHEEL ARM ASSEMBLY (ASN CBJ0007520)
4.040.1	PACKER WHEEL 87695406 ASSEMBLY
4.041.1	WHEEL 4 1/2" X 16" - 87604747 ASSEMBLY
4.050.1	SEED LOCK WHEEL ARM ASSEMBLY (BSN CBJ0007174 AND BSN CKB0028188)
4.051.1	SEED LOCK WHEEL ARM ASSEMBLY (ASN CBJ0007175)
4.060.1	SPINDLE, DISC, AND HUB ASSEMBLY (BSN CBJ0007174 AND BSN CKB0028188)
4.061.1	SPINDLE, DISC, AND HUB ASSEMBLY (BTW CBJ0007175 AND CBJ0007197)
4.062.1	SPINDLE, DISC, AND HUB ASSEMBLY (ASN CBJ0007201)
4.070.1	SPRING ASSEMBLY (BSN CBJ0007174 AND BSN CKB0028188)
4.071.1	SPRING ASSEMBLY (ASN CBJ0007175)
4.080.1	PACKER WHEEL ARM ASSEMBLY
4.090.1	DEPTH HANDLE UPDATE
5.010.1	ENDMARKER MOUNTS
5.020.1	ENDMARKER INNER BI-FOLD
5.030.1	ENDMARKER OUTER BI-FOLD
5.040.1	ENDMARKER BI-FOLD AND HUB ASSEMBLY
5.050.1	ENDMARKER VALVE MOUNT BRACKET
5.060.1	ENDMARKER HYDRAULICS
5.070.1	ENDMARKER HYDRAULIC CYLINDER 2" X 12" - 2500 PSI
6.010.1	ADX AIR CART EZ FLOW HEADER MOUNTS
6.020.1	ADX AIR CART AIR DISTRIBUTION QUICK CONNECT
6.030.1	ADX AIR CART TOW BETWEEN CONNECTOR MOUNTS
6.040.1	CONCORD AIR CART FRONT TOW PRIMARY MANIFOLD STANDS
6.050.1	CONCORD AIR CART REAR TOW PRIMARY MANIFOLD STANDS
6.060.1	CONCORD AIR CART PRIMARY MANIFOLD
6.070.1	CONCORD AIR CART SECONDARY MANIFOLD
6.080.1	CONCORD AIR CART PIVOT BRACKETS
6.090.1	REMOTE SWITCH

---

## SECTION INDEX

### Feature ID or Serial Number Locations/Publications

---

0.010.1

LOCATION OF SERIAL AND PRODUCT IDENTIFICATION NUMBERS


LOCATION OF SERIAL AND PRODUCT IDENTIFICATION NUMBERS

SDX30 No-Till Air Drill

LOCATION OF SERIAL AND PRODUCT IDENTIFICATION NUMBERS

Please use the horizontal line provided to record this important serial number and product identification number.

\_\_\_\_\_  
SERIAL NUMBER AND PRODUCT IDENTIFICATION NUMBER



**0.010.1**

p1

04/03

LOCATION OF SERIAL AND PRODUCT IDENTIFICATION NUMBERS

REF	FN	PART NUMBER	YR/SN	QTY	DESCRIPTION
-----	----	-------------	-------	-----	-------------

					<b>SDX30</b>
--	--	--	--	--	--------------



---

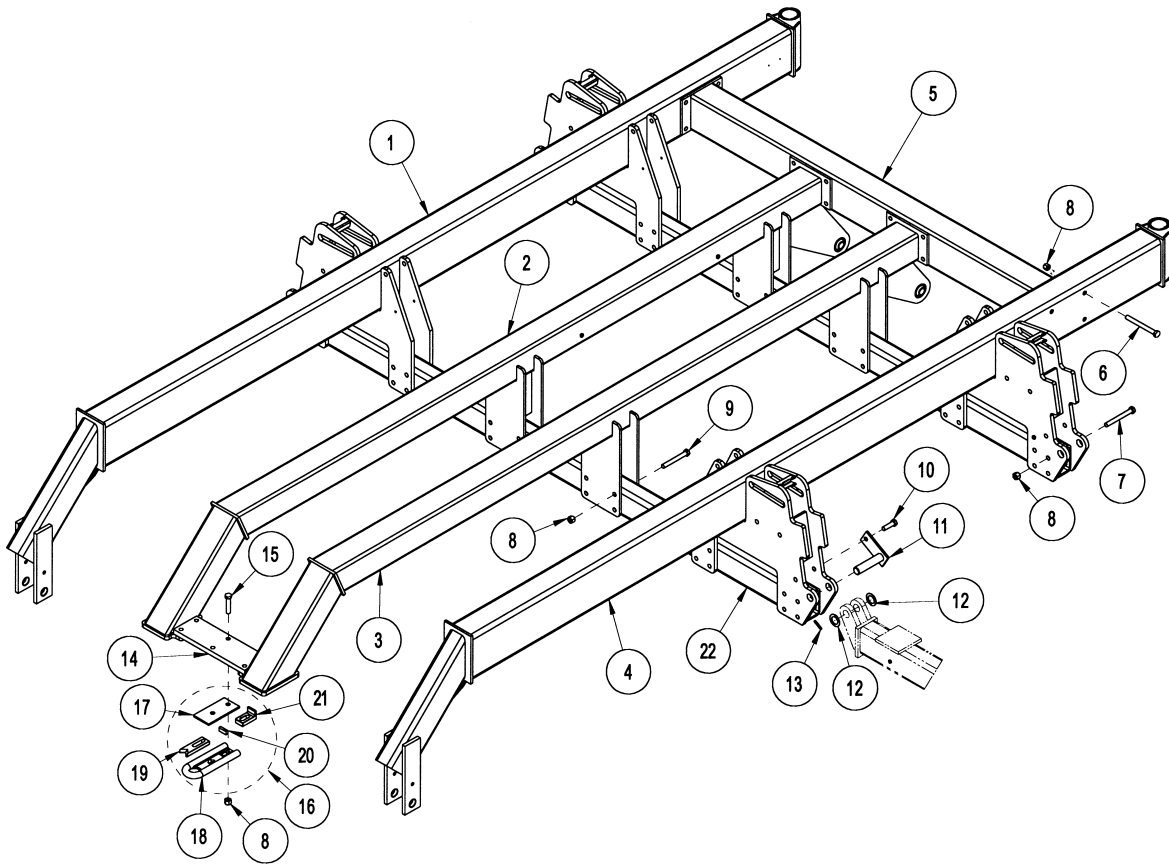
# SECTION INDEX

## Frame

---

1.010.1	MAIN FRAME (BSN CKB0028188)
1.011.1	MAIN FRAME (ASN CBJ0007001) - CONCORD HITCH
1.020.1	MAIN FRAME (ASN CBJ0007001) - ADX HITCH
1.030.1	WING FRAME
1.040.1	WING BRACE
1.050.1	SUBBAR GANG TUBES
1.060.1	SUBBAR HINGE ASSEMBLY
1.070.1	DRAWPOLE (BSN CKB0028188)
1.071.1	DRAWPOLE (ASN CBJ0007001)
1.080.1	CASTER - STANDARD 6 BOLT HUB (BSN CKB0028188) (NOT STANDARD ASN CBJ0007001)
1.081.1	CASTER - STANDARD 6 BOLT HUB (ASN CBJ0007001) (NOT STANDARD ASN CBJ0007001)
1.090.1	CASTER - HEAVY DUTY 8 BOLT HUB (BSN CKB0028188)
1.091.1	CASTER - HEAVY DUTY 8 BOLT HUB (ASN CBJ0007001) (STANDARD ASN CBJ0007001)
1.092.1	CASTER - HEAVY DUTY 8 BOLT HUB (ASN CBJ024165) (STANDARD ASN CBJ0007001)
1.100.1	WEIGHT BRACKET KIT - MAIN FRAME
1.110.1	WEIGHT BRACKET KIT - WING
1.120.1	SAFETY LIGHTS (BSN CKB0028188)
1.121.1	TRANSPORT LIGHTING AND REFLECTOR DECALS (ASN CBJ0007001)
1.130.1	M200 REMOTE CLUTCH / IMPLEMENT STATUS KIT
1.140.1	DECALS (BSN CKB0028188)
1.141.1	DECALS (ASN CBJ0007001)
1.150.1	2000 POUND JACK

MAIN FRAME (BSN CKB0028188)



## MAIN FRAME (BSN CKB0028188)

REF	FN	PART NUMBER	YR/SN	QTY	DESCRIPTION
1		306152A1		1	SUPPORT, main frame truss LH
2		306262A2		1	SUPPORT, truss hitch LH
3		306269A2		1	SUPPORT, truss hitch RH
4		306154A1		1	SUPPORT, main frame truss RH
5		306270A1	BSN CKB0028188	1	TUBE, cross
5		306270A2	ASN CBJ0007001	1	TUBE, cross
6		86557052		16	BOLT, Hex, 3/4"-10 x 7 1/2", G8
7		426-12104		32	BOLT, Hex, 3/4"-10 x 6 1/2", G8
8		280375		74	NUT, LOCK, 3/4"-10, GC
9		86508735		16	BOLT, Hex, 3/4"-10 x 6", G8
10		9706701		4	SCREW, Hex, 3/4"-10 x 2 1/2", G5
11		312999A1		4	PIN, wing hinge
12		350338A1		AR	WASHER, 1 9/16" x 2 1/2" x 14 GA
13		63172		4	PIN, ROLL, .312 x 2, Black, Heavy
14		306268A1		1	PLATE, rear hitch
15		86508733		6	BOLT, Hex, 3/4"-10 x 3 1/2", G8
16		1032750		1	HITCH, #PPI-200HOA PERFECT
17		1032746		1	PLATE, top hitch
18		1032749		1	HITCH, base
19		1032747		1	BLOCK, hitch v-block
20		1032751		1	CUSHION, perfect hitch
21		1032748		1	BRACKET, HITCH, angle
22		306160A1		2	TUBE, 3/8" x 4" x 6" with holes

SDX30

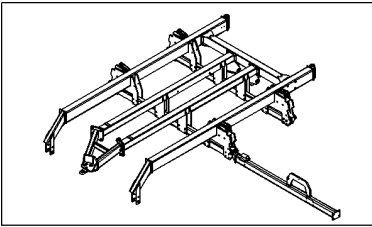


1.011.1

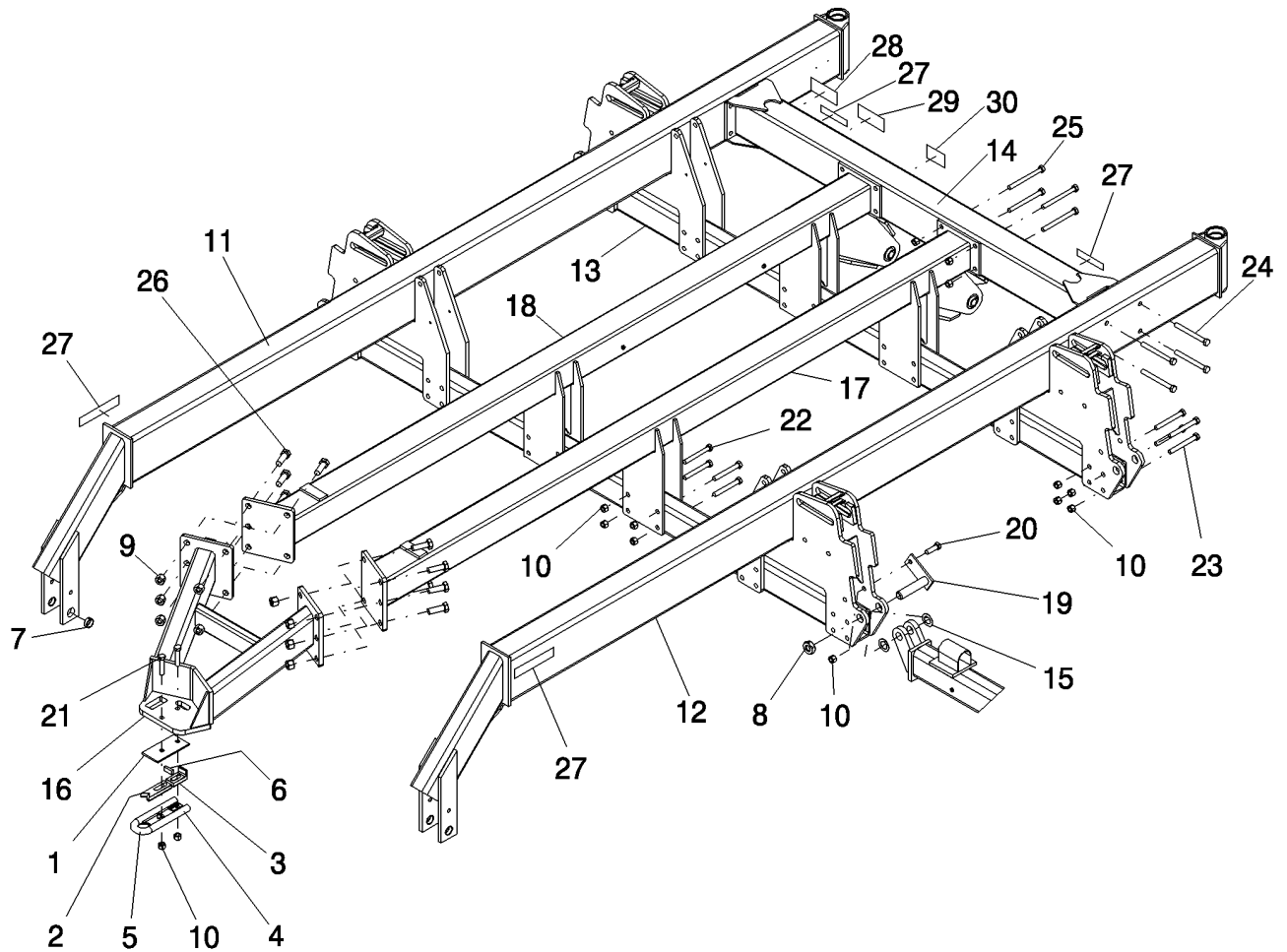
p1

01/09

MAIN FRAME (ASN CBJ0007001) - CONCORD HITCH



Unexploded View



## MAIN FRAME (ASN CBJ0007001) - CONCORD HITCH

REF	FN	PART NUMBER	YR/SN	QTY	DESCRIPTION
1	1	1032746		1	PLATE, top hitch
2	1	1032747		1	BLOCK, hitch v-block
3	1	1032748		1	BRACKET, HITCH, angle
4	1	1032749		1	HITCH, base
5	2	1032750		1	HITCH, #PPI-200HOA PERFECT
6		1032751		1	CUSHION, perfect hitch
7		1268054C1		4	BUSHING, tension 1 3/4" x 1 1/2" x 3/4" lg
8		87010729		4	NUT, Jam, 1 1/2"-6, G5
9		86755		10	NUT, LOCK, 1"-8, GB
10		280375		70	NUT, LOCK, 3/4"-10, GC
11		306152A1	Before 08/08	1	SUPPORT, main frame truss LH
11		87673439	From 08/08	1	FRAME, main with truss LH
12		306154A1	Before 08/08	1	SUPPORT, main frame truss RH
12		87666076	From 08/08	1	FRAME, main with truss RH
13		86984011		2	TUBE, 3/8" x 4" x 6" with holes
14		306270A2	Before 08/08	1	TUBE, cross
14		87665742	From 08/08	1	TUBE, with cross
15		350338A1		2	WASHER, 1 9/16" x 2 1/2" x 14 GA
16		351661A1		8	HITCH, rear
17		351940A2		1	TUBE, truss hitch RH
18		351941A2		1	TUBE, truss hitch LH
19		425500A2		4	PIN, PIVOT, 1 1/2" od x x 5 5/8" ul
20		9706701		4	SCREW, Hex, 3/4"-10 x 2 1/2", G5
21		86508733		2	BOLT, Hex, 3/4"-10 x 3 1/2", G8
22		86508735		16	BOLT, Hex, 3/4"-10 x 6", G8
23		426-12104		32	BOLT, Hex, 3/4"-10 x 6 1/2", G8
24		86557052		8	BOLT, Hex, 3/4"-10 x 7 1/2", G8
25		426-12128		8	BOLT, Hex, 3/4"-10 x 8", G8
26		86539260		10	BOLT, Hex, 1"-8 x 3", G8
27		311864A1	From 08/08	4	REFLECTOR, retroreflective amber
28		350336A1	From 08/08	1	DECAL, Danger - opener safety lock
29		350335A1	From 08/08	1	DECAL, wing lock-up valve
30		312479A1	From 08/08	1	DECAL, warning pictorial

(1) Part of Hitch Assembly P/N 1032750

(2) Includes: Ref. 1, 2, 3 and 4

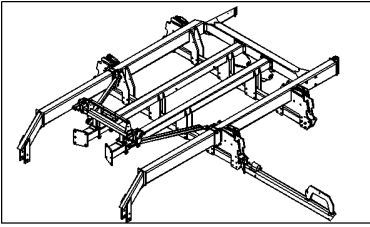
**SDX30**

1.020.1

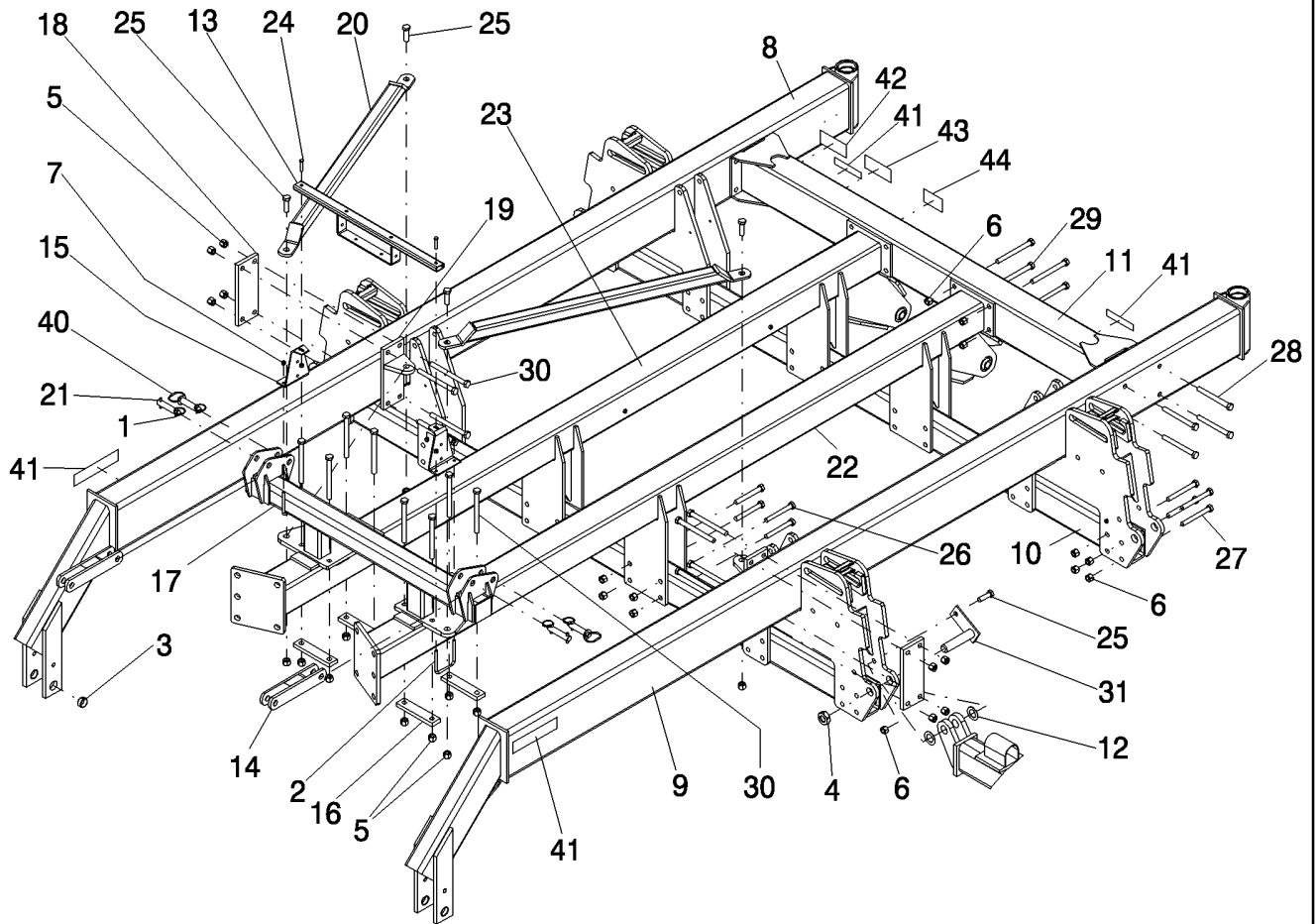
p1

01/09

MAIN FRAME (ASN CBJ0007001) - ADX HITCH



Unexploded View



## MAIN FRAME (ASN CBJ0007001) - ADX HITCH

REF	FN	PART NUMBER	YR/SN	QTY	DESCRIPTION
1		6425		2	PIN, LINCH, 7/16" x 1 3/8"
2		1030501		2	U-BOLT, us 3/8"-16 x 4" x 5" zp 1" of thread
3		1268054C1		4	BUSHING, tension 1 3/4" x 1 1/2" x 3/4" lg
4		87010729		4	NUT, Jam, 1 1/2"-6, G5
5		86754		20	NUT, LOCK, 3/4"-10, GB
6		280375		68	NUT, LOCK, 3/4"-10, GC
7		86625064		6	NUT, LOCK, 3/8"-16, GB
8		306152A1	Before 08/08	1	SUPPORT, main frame truss LH
8		87673439	From 08/08	1	FRAME, main with truss LH
9		306154A1	Before 08/08	1	SUPPORT, main frame truss RH
9		87666076	From 08/08	1	FRAME, main with truss RH
10		86984011		2	TUBE, 3/8" x 4" x 6" with holes
11		306270A2	Before 08/08	1	TUBE, cross
11		87665742	From 08/08	1	TUBE, with cross
12		350338A1		8	WASHER, 1 9/16" x 2 1/2" x 14 GA
13		351435A1		1	TUBE, coupler
14		351439A1		2	PIVOT, link
15		351634A1		2	BRACKET, mounting
16		351638A1		4	BAR, bolting
17		351645A1		1	HITCH
18		351647A1		2	BAR, bolting
19		351650A1		2	LUG, WELDABLE, hitch
20		351654A1		2	BRACE, wing
21	1	351935A1		2	PIN ASSY., draw, 1" x 3 1/2"
22		351940A2		1	TUBE, truss hitch RH
23		351941A2		1	TUBE, truss hitch LH
24		88436		2	BOLT, Hex, 3/8"-16 x 2", G5
25		9706701		8	SCREW, Hex, 3/4"-10 x 2 1/2", G5
26		86508735		16	BOLT, Hex, 3/4"-10 x 6", G8
27		426-12104		32	BOLT, Hex, 3/4"-10 x 6 1/2", G8
28		86557052		8	BOLT, Hex, 3/4"-10 x 7 1/2", G8
29		426-12128		8	BOLT, Hex, 3/4"-10 x 8", G8
30		426-12136		16	BOLT, Hex, 3/4"-10 x 8 1/2", G8
31		425500A2		4	PIN, PIVOT, 1 1/2" od x x 5 5/8" ul

(1) Includes 6425

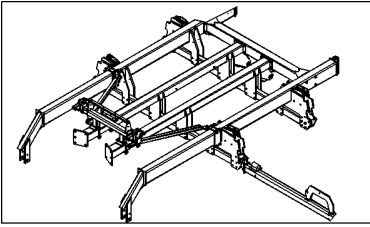
**SDX30**

1.020.1

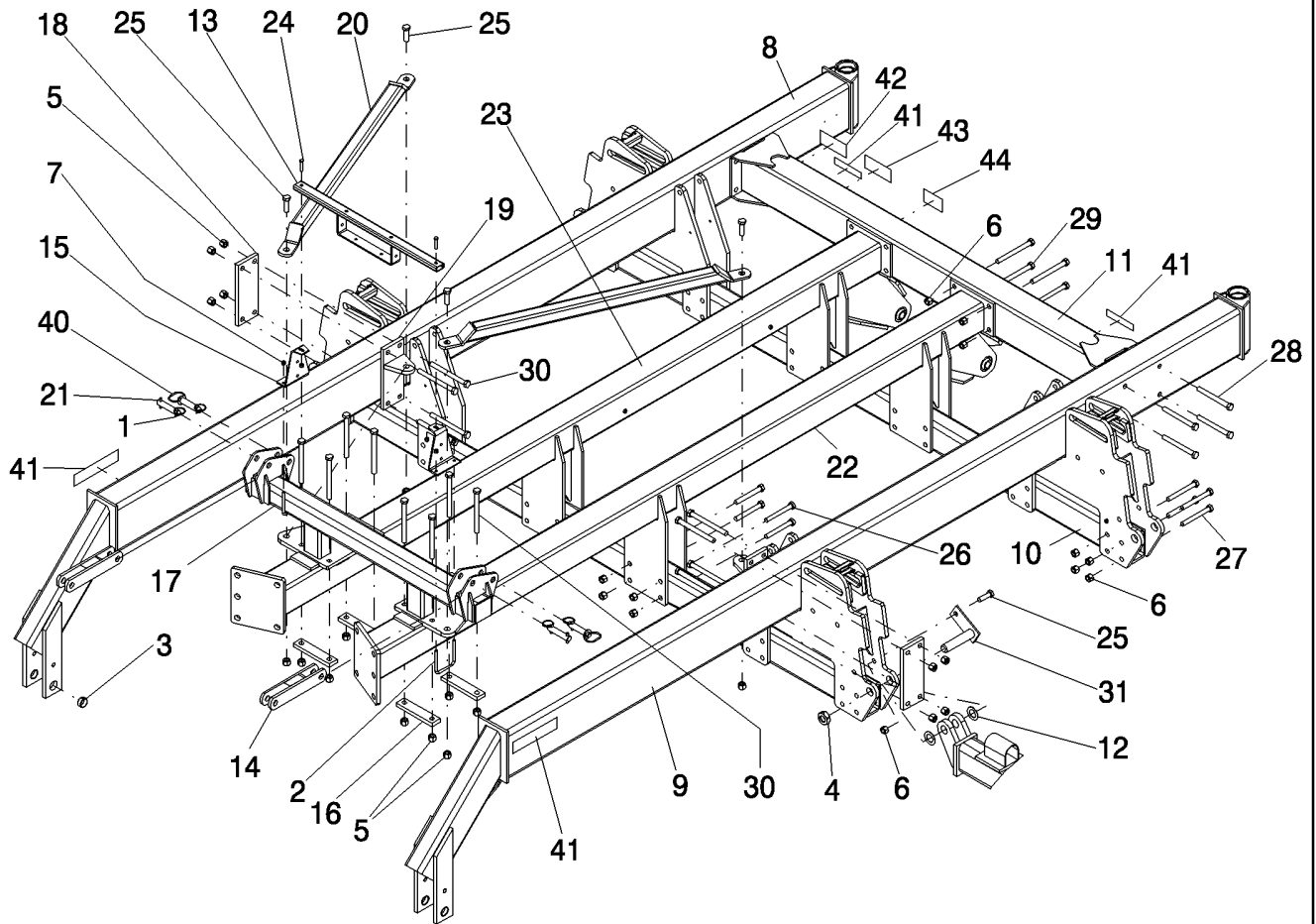
p2

01/09

MAIN FRAME (ASN CBJ0007001) - ADX HITCH



Unexploded View



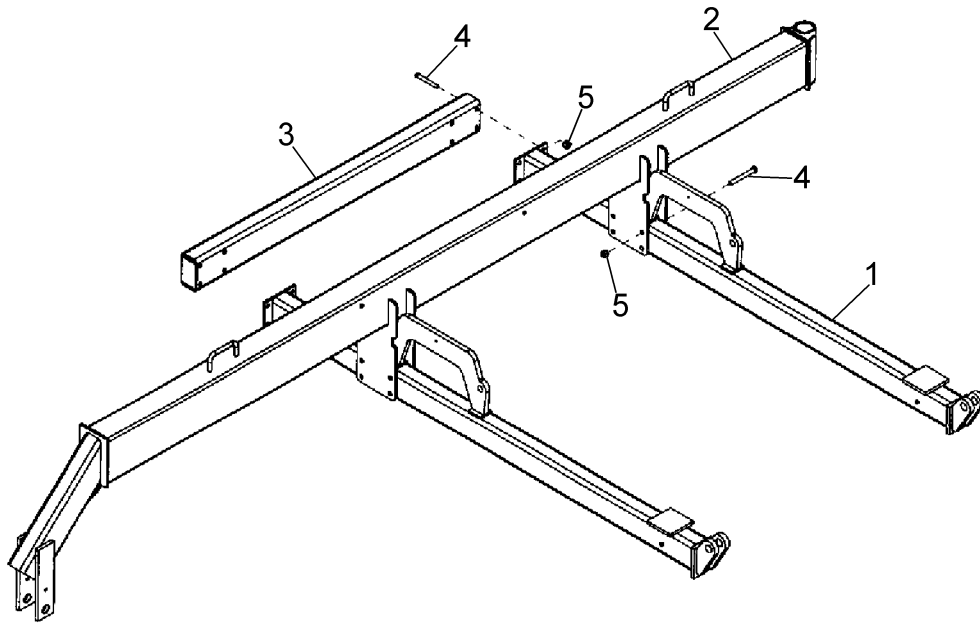
## MAIN FRAME (ASN CBJ0007001) - ADX HITCH

REF	FN	PART NUMBER	YR/SN	QTY	DESCRIPTION
40	1	412769A1		2	PIN, HITCH, 1" x 3 1/2" usable
41		311864A1	From 08/08	4	REFLECTOR, retroreflective amber
42		350336A1	From 08/08	1	DECAL, Danger - opener safety lock
43		350335A1	From 08/08	1	DECAL, wing lock-up valve
44		312479A1	From 08/08	1	DECAL, warning pictorial

(1) Includes linchpin

**SDX30**

WING FRAME



## WING FRAME

REF	FN	PART NUMBER	YR/SN	QTY	DESCRIPTION
1		306265A1	Before 08/02	2	TUBE, wing 30'
1		86984019	From 09/02	1	TUBE, wing 30' front
1	1	86987484	From 09/02	1	TUBE, wing 30' rear LH
1	1	86987485	From 09/02	1	TUBE, wing 30' rear RH
2	2	306260A2		1	FRAME, wing truss LH
2	2	87410708		1	FRAME, wing truss RH
3		306176A1		1	TUBE, wing end
4		86508735		16	BOLT, Hex, 3/4"-10 x 6", G8
5		280375		16	NUT, LOCK, 3/4"-10, GC

(1) Includes: Decals 311863A1 and 311865A1

(2) Includes: Two Decals 350336A1

NOTE: Assembled as LH wing (RH wing contains same parts & Qty's)

**SDX30**

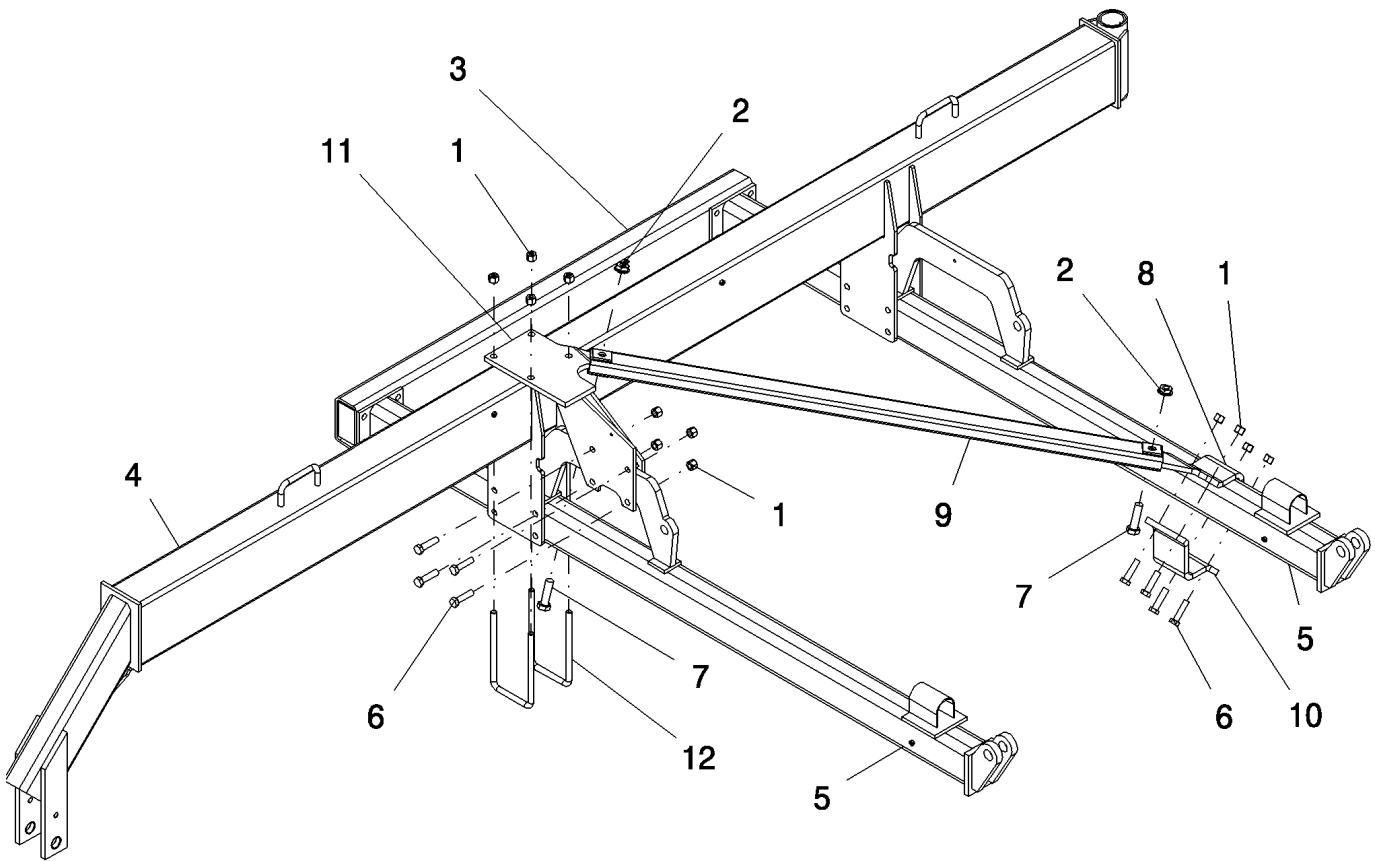


1.040.1

p1

12/08

WING BRACE



## WING BRACE

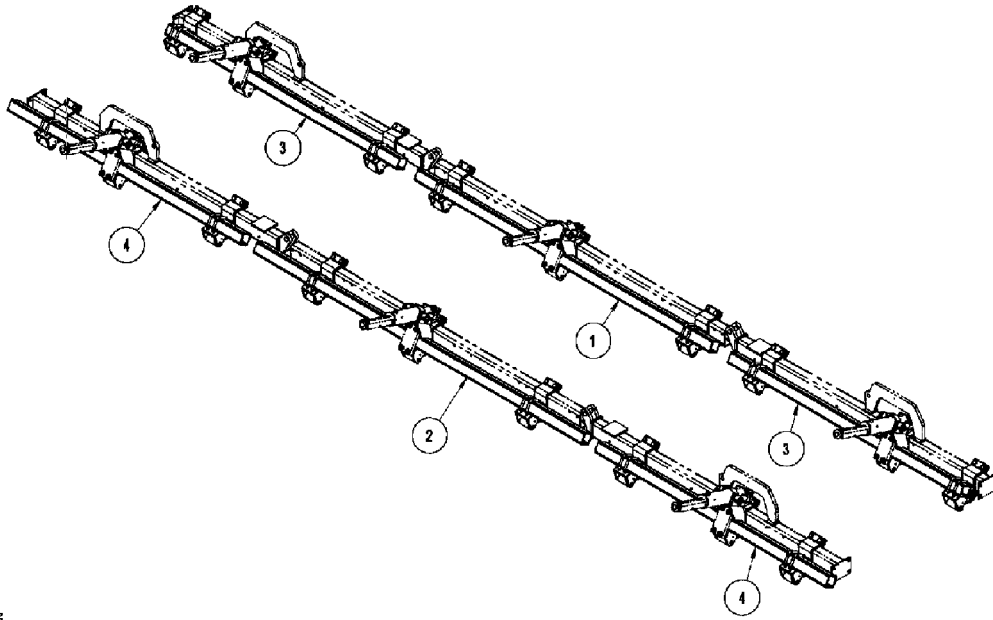
REF	FN	PART NUMBER	YR/SN	QTY	DESCRIPTION
1		280375		24	NUT, LOCK, 3/4"-10, GC
2		232-53416		4	NUT, LOCK, 1"-8, G8
3		306176A1		1	TUBE, wing end
4	1	306260A2		1	FRAME, wing truss LH
4	1	87410708		1	FRAME, wing truss RH
5		306265A1	Before 08/02	2	TUBE, wing 30'
5		86984019	From 09/02	1	TUBE, wing 30' front
5	2	86987484	From 09/02	1	TUBE, wing 30' rear LH
5	2	86987485	From 09/02	1	TUBE, wing 30' rear RH
6		87337		16	BOLT, Hex, 3/4"-10 x 3", G5
7		88962		4	BOLT, Hex, 1"-8 x 3 1/2", G5
8	3	425009A1		1	BRACKET, bolting plate LH
8	4	425008A1		1	PLATE, bolting RH brace
9		425010A1		2	TUBE, wing brace
10		425013A1		2	PLATE, bolting
11	3	425016A1		1	PLATE, bolting brace LH
11	4	425015A1		1	PLATE, bolting brace RH
12		425169A1	Before 03/02	4	U-BOLT, us 3/4"-10 6 1/8" w 11 1/2" d
12		439409A1	From 09/02	4	U-BOLT, us 3/4"-10 6 5/32" wide x 12" deep, G5

- (1) Includes: Two Decals 350336A1  
(2) Includes: Decals 311863A1 and 311865A1  
(3) Shown  
(4) Not Shown

NOTE: Assembled as LH wing (RH wing contains same parts & Qty's)

**SDX30**

SUBBAR GANG TUBES



2000

## SUBBAR GANG TUBES

REF	FN	PART NUMBER	YR/SN	QTY	DESCRIPTION
1	1	306165A1		1	TUBE, blank
1	2	349399A1		1	TUBE, blank
2	1	306164A1		1	TUBE, blank
2	2	349398A1		1	TUBE, blank
3	1	306166A1		2	TUBE, blank
3	2	349401A1		2	TUBE, blank
4	1	350444A1		2	TUBE, blank
4	2	349402A1		2	TUBE, blank

(1) 7.5" Spacing

(2) 10" Spacing

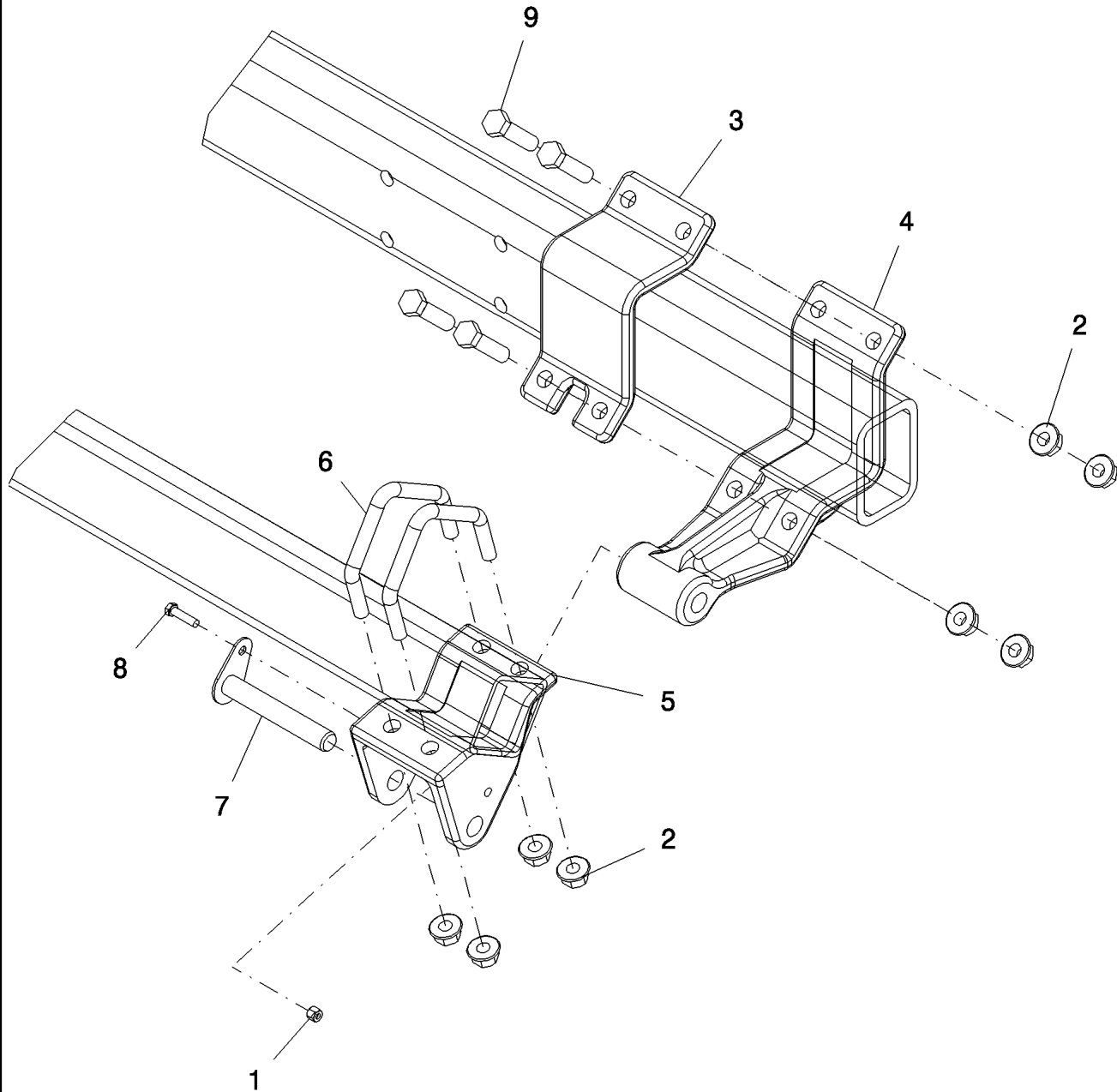
**SDX30**

1.060.1

p1

12/08

SUBBAR HINGE ASSEMBLY



## SUBBAR HINGE ASSEMBLY

REF	FN	PART NUMBER	YR/SN	QTY	DESCRIPTION
1		86625064		1	NUT, LOCK, 3/8"-16, GB
2		231-53412		8	NUT, LOCK, Flg, 3/4"-10
3		87533276		1	MOUNTING PARTS, cap
4		306290A1		1	MOUNTING PARTS, hinge
5		306292A1		1	MOUNTING PARTS, hinge
6	1	306293A1		2	BOLT, v 3/4" x 4" -G5
7		349394A1		1	PIN, pivot
8		88044		1	BOLT, Hex, 3/8"-16 x 1 1/2", G5
9		87337		4	BOLT, Hex, 3/4"-10 x 3", G5

(1) 4" x 4" Tube

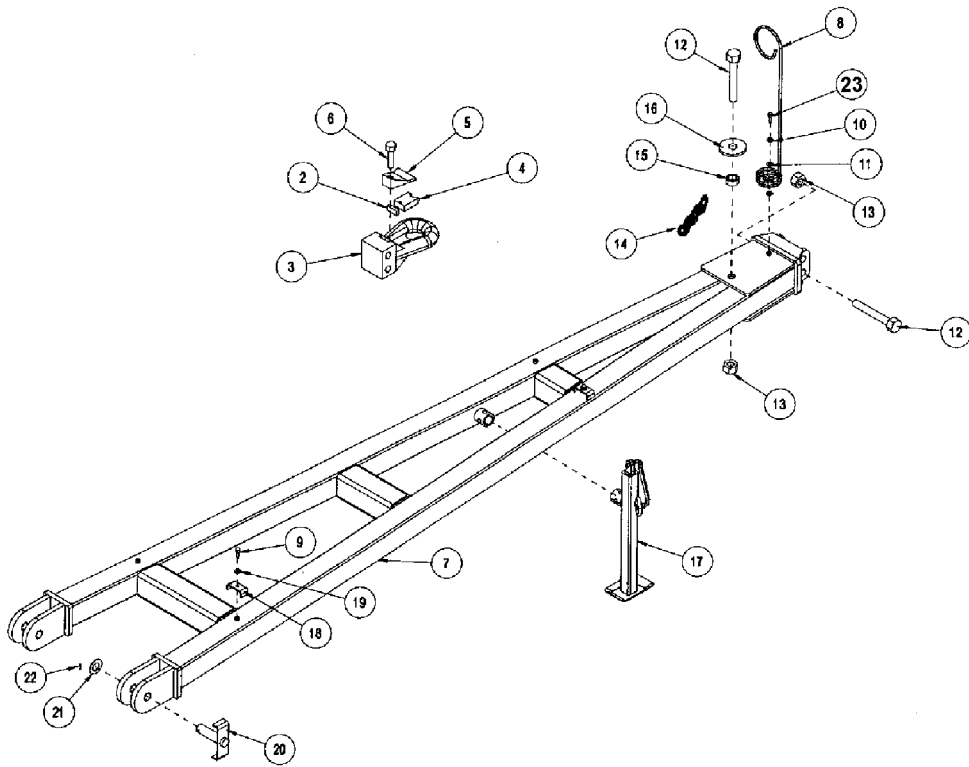
**SDX30**

1.070.1

p1

03/09

DRAWPOLE (BSN CKB0028188)



apc/ama

## DRAWPOLE (BSN CKB0028188)

REF	FN	PART NUMBER	YR/SN	QTY	DESCRIPTION
1		1032745		1	HITCH, assembly
2		1032751		1	CUSHION, perfect hitch
3		1032744		1	HITCH, base
4		1032743		1	BLOCK, perfect hitch v-block
5		1032742		1	PLATE, top hitch
6		87337		1	BOLT, Hex, 3/4"-10 x 3", G5
7		1032575		1	HITCH, front
8		1026727		1	HOLDER, hydraulic hose
9		88206		4	BOLT, Hex, 3/8"-16 x 1", G5, Full Thd
10		80680		1	WASHER, LOCK, 3/8"
11		80702		2	WASHER, 3/8"
12		426-16112		3	BOLT, Hex, 1"-8 x 7", G8
13		232-14416		3	NUT, LOCK, 1"-8, GC
14		87619912		1	CHAIN (AGRICULTURE), safety, 40,400 lb
15		1032403		1	SPACER, tube 3/4"
16		1032404		1	WASHER, 1.281" ID 3.75" OD .375" thick
17		1016961		1	JACK, 2000 lb x 15"
18		1024284		4	CLAMP, HOSE FORMED 2.88 X .94
19		87016		4	WASHER, 3/8", SAE
20		1017062		2	PIN, hinge 1-1/4" OD
21		496-11131		2	WASHER, 1 5/16" x 2 1/2" x .150", HDN
22		32-1632		2	PIN, SPLIT (COTTER), 1/4" x 2"
23		86500692		1	BOLT, Hex, 3/8"-16 x 3/4", G8, Full Thd

SDX30

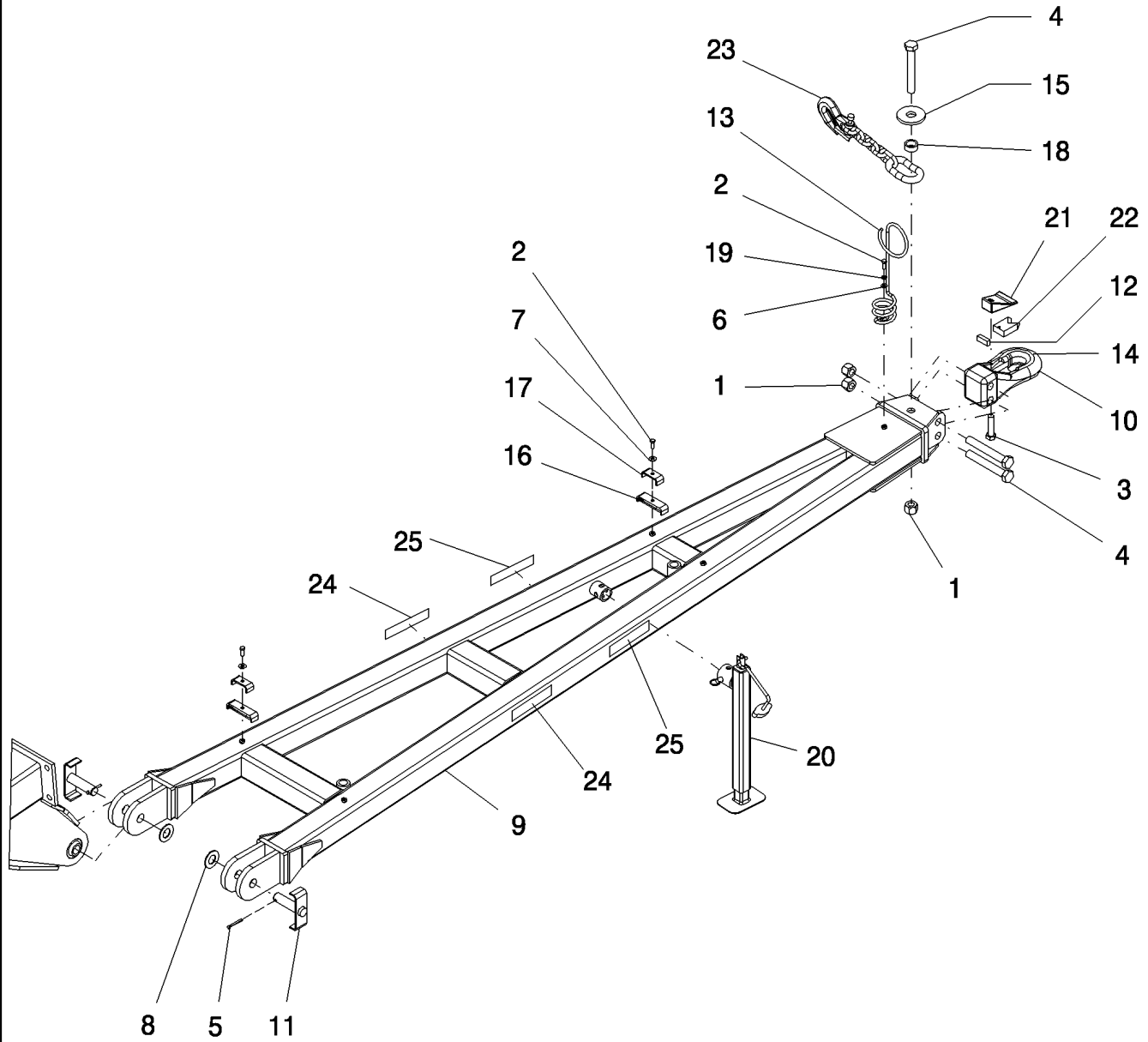


1.071.1

p1

07/08

DRAWPOLE (ASN CBJ0007001)

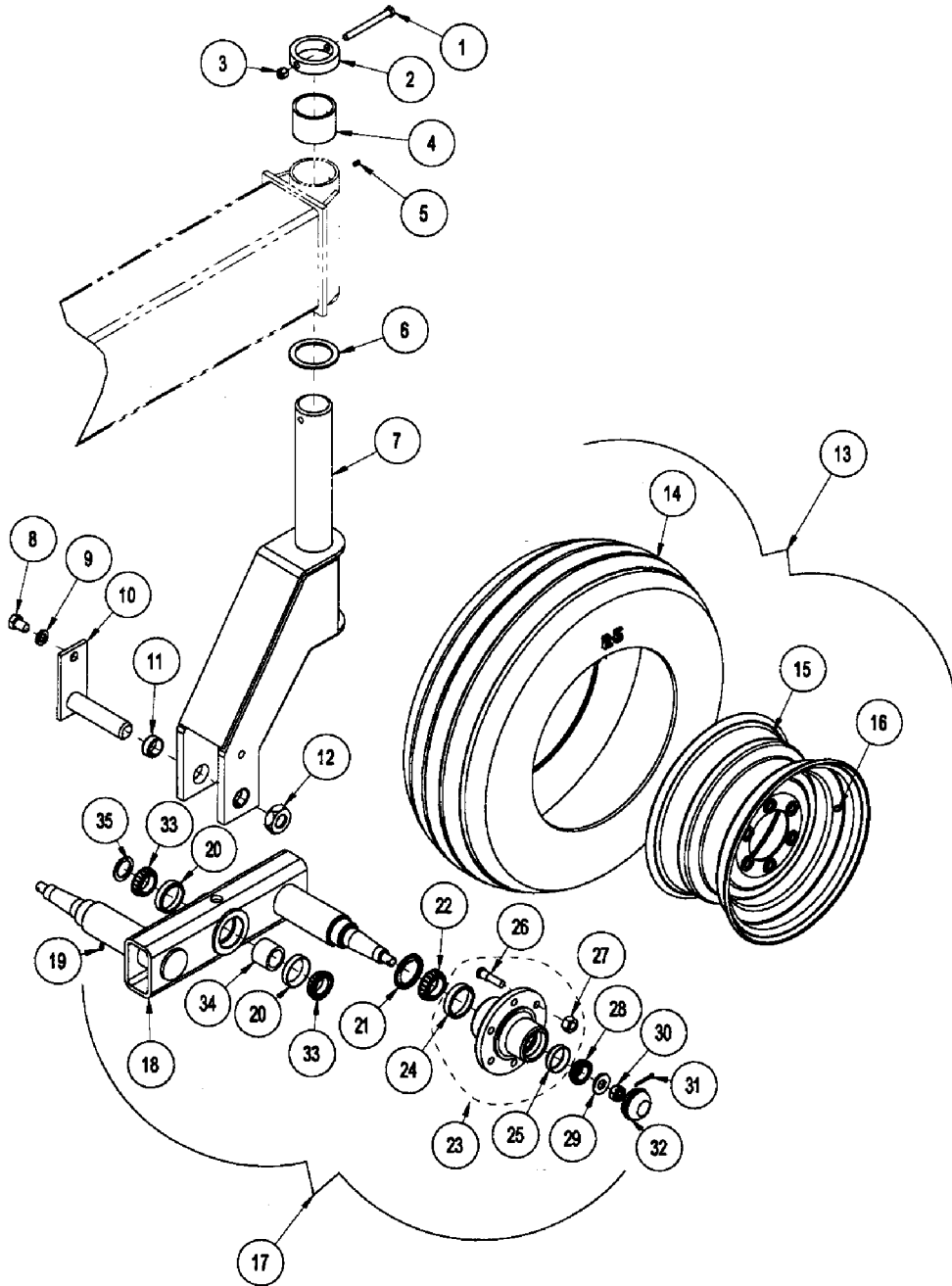


## DRAWPOLE (ASN CBJ0007001)

REF	FN	PART NUMBER	YR/SN	QTY	DESCRIPTION
1		232-14416		3	NUT, LOCK, 1"-8, GC
2		88206		3	BOLT, Hex, 3/8"-16 x 1", G5, Full Thd
3		87337		1	BOLT, Hex, 3/4"-10 x 3", G5
4		426-16112		3	BOLT, Hex, 1"-8 x 7", G8
5		32-1632		2	PIN, SPLIT (COTTER), 1/4" x 2"
6		87016		1	WASHER, 3/8", SAE
7		80702		2	WASHER, 3/8"
8		496-11131		2	WASHER, 1 5/16" x 2 1/2" x .150", HDN
9		1032575	Before 08/08	1	HITCH, front
9		87673452	From 08/08	1	HITCH, front
10		1032745		1	HITCH, assembly
11		1017062		2	PIN, hinge 1-1/4" OD
12		1032751		1	CUSHION, perfect hitch
13		1026727		1	HOLDER, hydraulic hose
14		1032744		1	HITCH, base
15		1032404		1	WASHER, 1.281" ID 3.75" OD .375" thick
16		350326A1		2	ISOLATOR, clamp, hose small
17		1024284		2	CLAMP, HOSE FORMED 2.88 X .94
18		1032403		1	SPACER, tube 3/4"
19		80680		1	WASHER, LOCK, 3/8"
20		1016961		1	JACK, 2000 lb x 15"
21		1032742		1	PLATE, top hitch
22		1032743		1	BLOCK, perfect hitch v-block
23		GR-457A		1	CHAIN (AGRICULTURE), assembly, safety 60,600 lb
24		311864A1		2	REFLECTOR, retroreflective amber
25		192848A2	Before 08/08	2	DECAL, Case IH 70 mm logo
25		87653276	From 08/08	2	DECAL, Case IH (350 mm x 83 mm)

SDX30

CASTER - STANDARD 6 BOLT HUB (BSN CKB0028188) (NOT STANDARD ASN CBJ0007001)



## CASTER - STANDARD 6 BOLT HUB (BSN CKB0028188) (NOT STANDARD ASN CBJ0007001)

REF	FN	PART NUMBER	YR/SN	QTY	DESCRIPTION
1		87997		1	BOLT, Hex, 1/2"-13 x 5", G5
2		1020639		1	RETAINER, king pin
3		87530607		1	NUT, 1/2"-13, GB
4		1020501		2	BUSHING, bronze 3" id x 3 1/2" od 2 1/2" lg, SAE 660
5		86624018		2	NIPPLE, LUBE, 1/4"-28 x .54" lg
6		1020512		2	WASHER, THRUST, 3.04 ID 4.0 OD .188 HRD RC 50-60
7		306192A1		1	CASTER, pivot bogie
8		413-1216		1	BOLT, Hex, 3/4"-10 x 1", G5
9		87340		1	WASHER, LOCK, 3/4"
10		103069A2		1	PIN, pivot 1 1/2" od x 4.843" UL
11		1268054C1		2	BUSHING, tension 1 3/4" x 1 1/2" x 3/4" lg
12		87010729		2	NUT, Jam, 1 1/2"-6, G5
13	1	350346A1		2	WHEEL ASSY, 11L-15 8PR 6H W/15X8RIM
14	2	350345A1		1	TYRE/TIRE, 11L-15 8PR stubble guard
15		A57879		1	RIM, 15X8 6 hole with VG +1 1/8" offset
16		810769C1		1	VALVE, tire stem VS/936
17		306172A1		1	SUPPORT, bogie standard duty 6 bolt
18		306170A1		1	AXLE, bogie std duty 6-bolt
19		87414		2	NIPPLE, LUBE, 1/4"-28 x .56" lg, Drive
20		453012R1		2	BEARING, CUP, #13621
21		62610C1		2	SEAL, hub oil fed mog #473473
22		663557R91	BSN CKB0028188	2	BEARING, CONE, LM501349
22		36726	ASN CBJ0007001	2	BEARING, CONE, #LM67048
23	3	1023733		2	HUB ASSY., H630-2 assembly with cups and studs
24		663558R1		1	BEARING, CUP, #LM501310
25		36723		1	BEARING, CUP, #LM67010
26		1016176		6	STUD, .563 UNF GR5 WB41 YZD, 2.25 LONG, 1.625 THREAD
27		1016177		6	NUT, wheel 9/16"-18 CTD# WB40
28		36726	BSN CKB0028188	2	BEARING, CONE, #LM67048
28		663557R91	ASN CBJ0007001	2	BEARING, CONE, LM501349

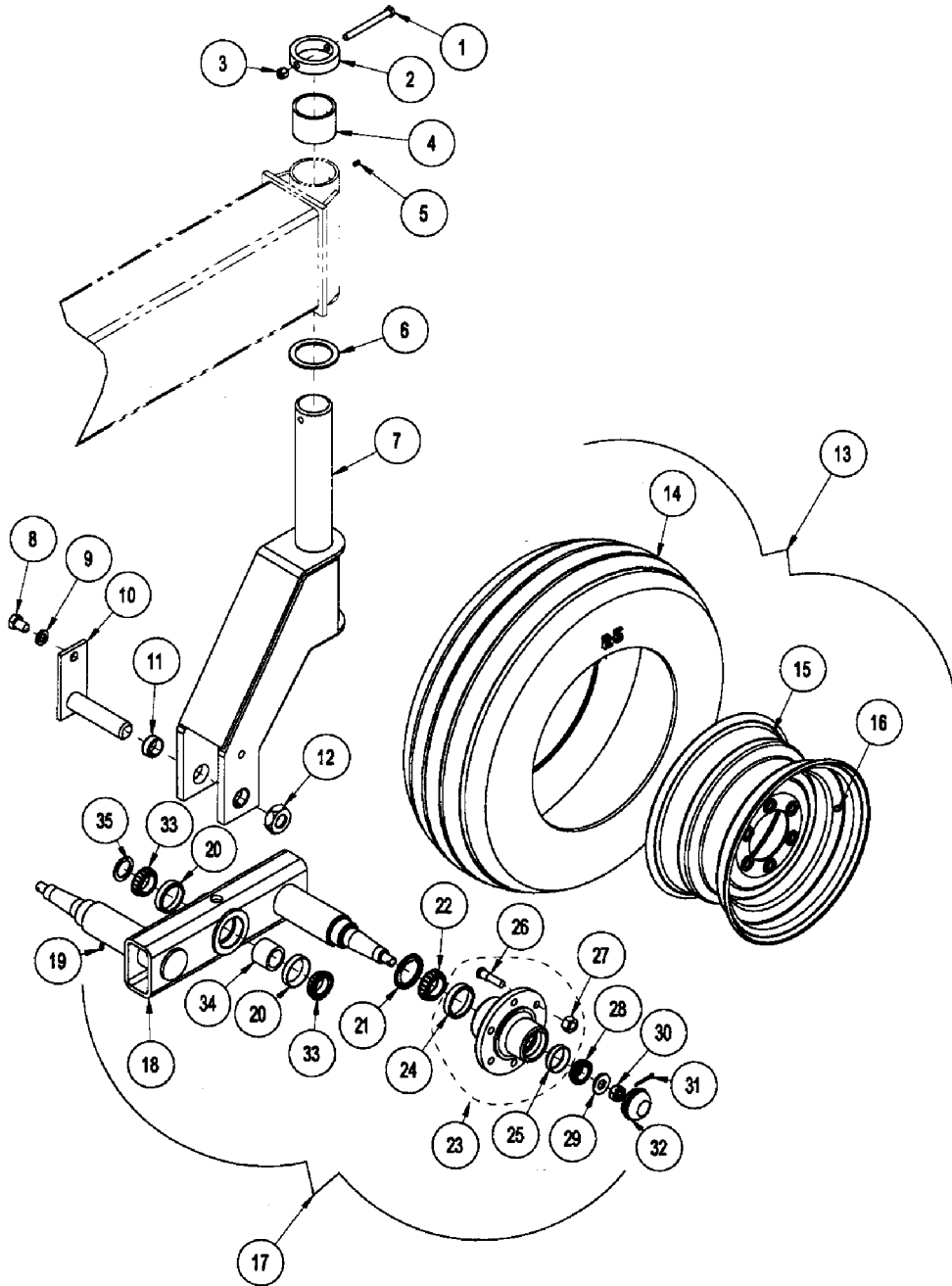
(1) Order Individual Parts

(2) Purchase Locally

(3) Includes 1016175, 1013560, 1012374, 651818R91 and 663557R91

**SDX30**

CASTER - STANDARD 6 BOLT HUB (BSN CKB0028188) (NOT STANDARD ASN CBJ0007001)



**1.080.1**

p2

03/09

**CASTER - STANDARD 6 BOLT HUB (BSN CKB0028188) (NOT STANDARD ASN CBJ0007001)**

REF	FN	PART NUMBER	YR/SN	QTY	DESCRIPTION
29		826271		2	WASHER, 13/16" id 1 3/4" od 3/16" pln
30		86632554		2	NUT, SLOTTED, 3/4"-16, G5
31		80754		2	PIN, SPLIT (COTTER), 3/16" x 1 1/2"
32		87505175		2	DUST CAP, H517 & H611
33		F86364		2	BEARING, CONE, TM#13685 and seal #13600LA
34		107921A2		1	TUBE, spacer
35		103066A1		4	WASHER, spacer 38.90MM ID x 53.98MM OD x 4.00MM thick

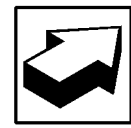
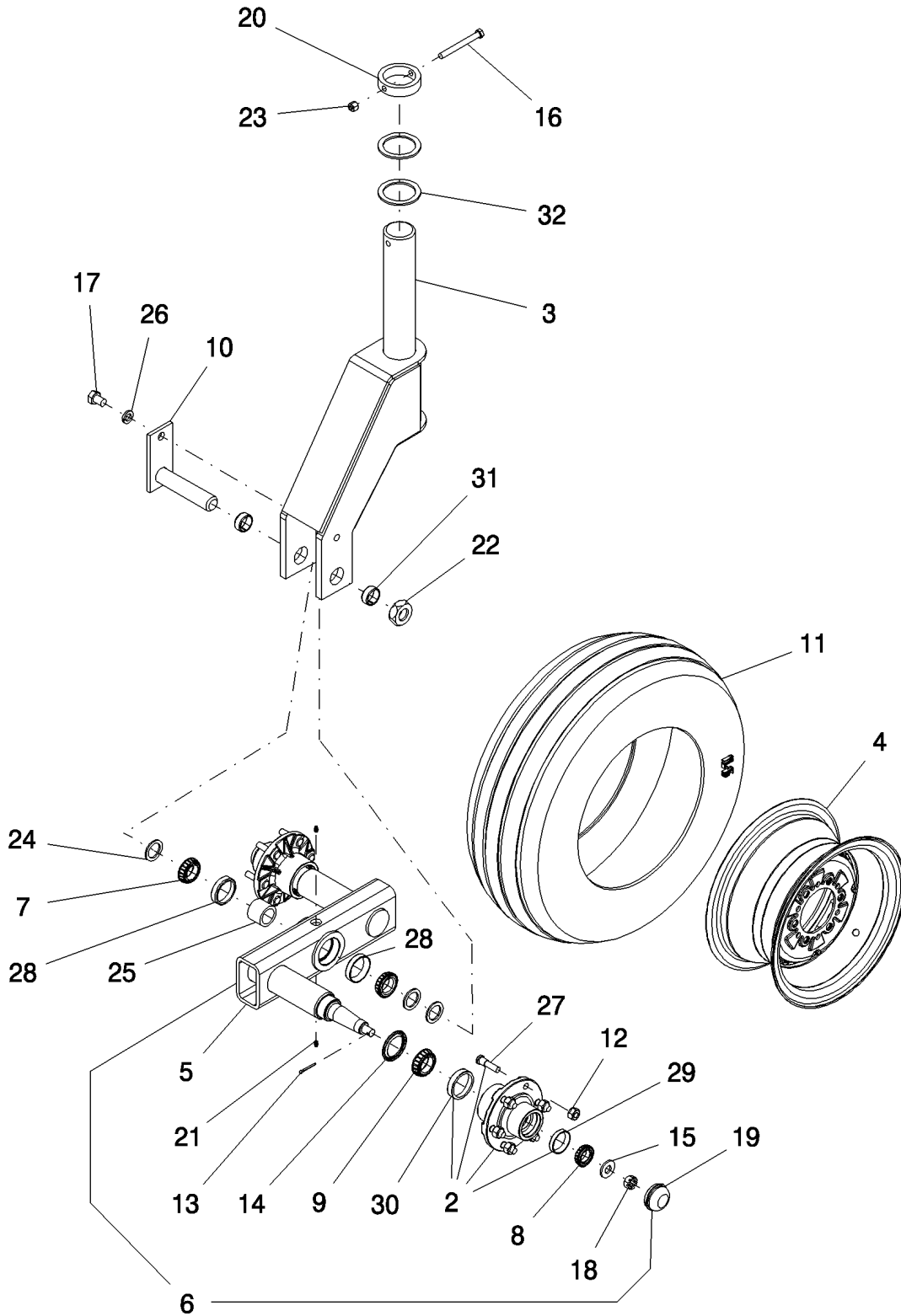
**SDX30**

1.081.1

p1

03/09

CASTER - STANDARD 6 BOLT HUB (ASN CBJ0007001) (NOT STANDARD ASN CBJ0007001)



## CASTER - STANDARD 6 BOLT HUB (ASN CBJ0007001) (NOT STANDARD ASN CBJ0007001)

REF	FN	PART NUMBER	YR/SN	QTY	DESCRIPTION
2	1	1023733		2	HUB ASSY., H630-2 assembly with cups and studs
3		306192A1		1	CASTER, pivot bogie
4		A57879		1	RIM, 15X8 6 hole with VG +1 1/8" offset
5		306170A1		1	AXLE, bogie std duty 6-bolt
6		306172A1		1	SUPPORT, bogie standard duty 6 bolt
7		F86364		2	BEARING, CONE, TM#13685 and seal #13600LA
8		36726		2	BEARING, CONE, #LM67048
9		663557R91		2	BEARING, CONE, LM501349
10		425500A2		1	PIN, PIVOT, 1 1/2" od x x 5 5/8" ul
11	2	1980927C1		1	TYRE/TIRE, 11L X 15 SL - 8 ply
12		1016177		6	NUT, wheel 9/16"-18 CTD# WB40
13		80754		2	PIN, SPLIT (COTTER), 3/16" x 1 1/2"
14		62610C1		2	SEAL, hub oil fed mog #473473
15		826271		2	WASHER, 13/16" id 1 3/4" od 3/16" pln
16		87997		1	BOLT, Hex, 1/2"-13 x 5", G5
17		413-1216		1	BOLT, Hex, 3/4"-10 x 1", G5
18		86632554		2	NUT, SLOTTED, 3/4"-16, G5
19		87505175		2	DUST CAP, H517 & H611
20		1020639		1	RETAINER, king pin
21		87414		2	NIPPLE, LUBE, 1/4"-28 x .56" lg, Drive
22		87010729		1	NUT, Jam, 1 1/2"-6, G5
23		87530607		1	NUT, 1/2"-13, GB
24		103066A1		4	WASHER, spacer 38.90MM ID x 53.98MM OD x 4.00MM thick
25		107921A2		1	TUBE, spacer
26		87340		1	WASHER, LOCK, 3/4"
27		1016176		6	STUD, .563 UNF GR5 WB41 YZD, 2.25 LONG, 1.625 THREAD
28		453012R1		2	BEARING, CUP, #13621
29		36723		2	BEARING, CUP, #LM67010
30		663558R1		2	BEARING, CUP, #LM501310
31		1268054C1		2	BUSHING, tension 1 3/4" x 1 1/2" x 3/4" lg

(1) Includes 1016175, 1013560, 1012374, 651818R91 and 663557R91

(2) Purchase Locally

**SDX30**

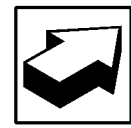
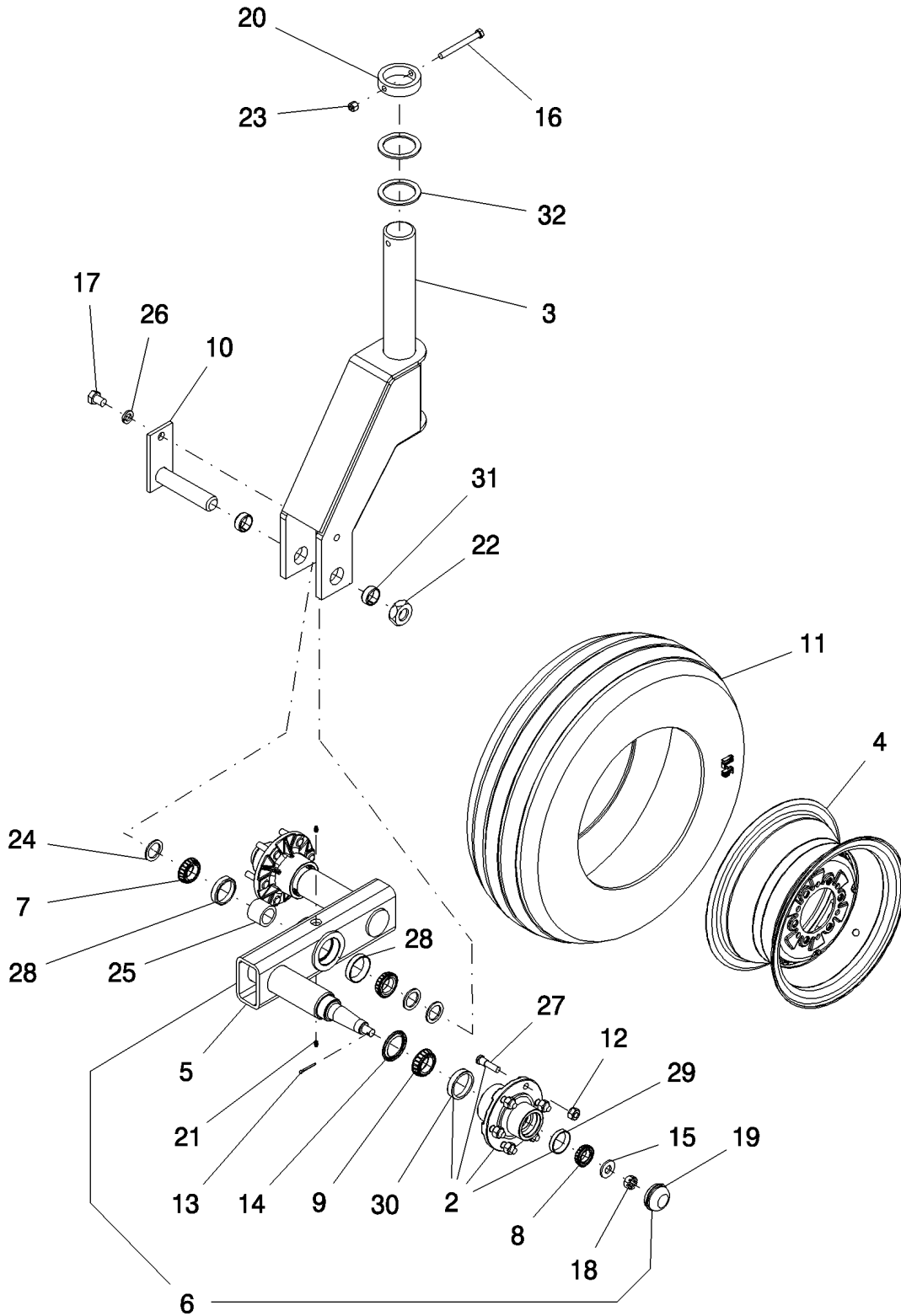


1.081.1

p2

03/09

CASTER - STANDARD 6 BOLT HUB (ASN CBJ0007001) (NOT STANDARD ASN CBJ0007001)



**1.081.1**

p2

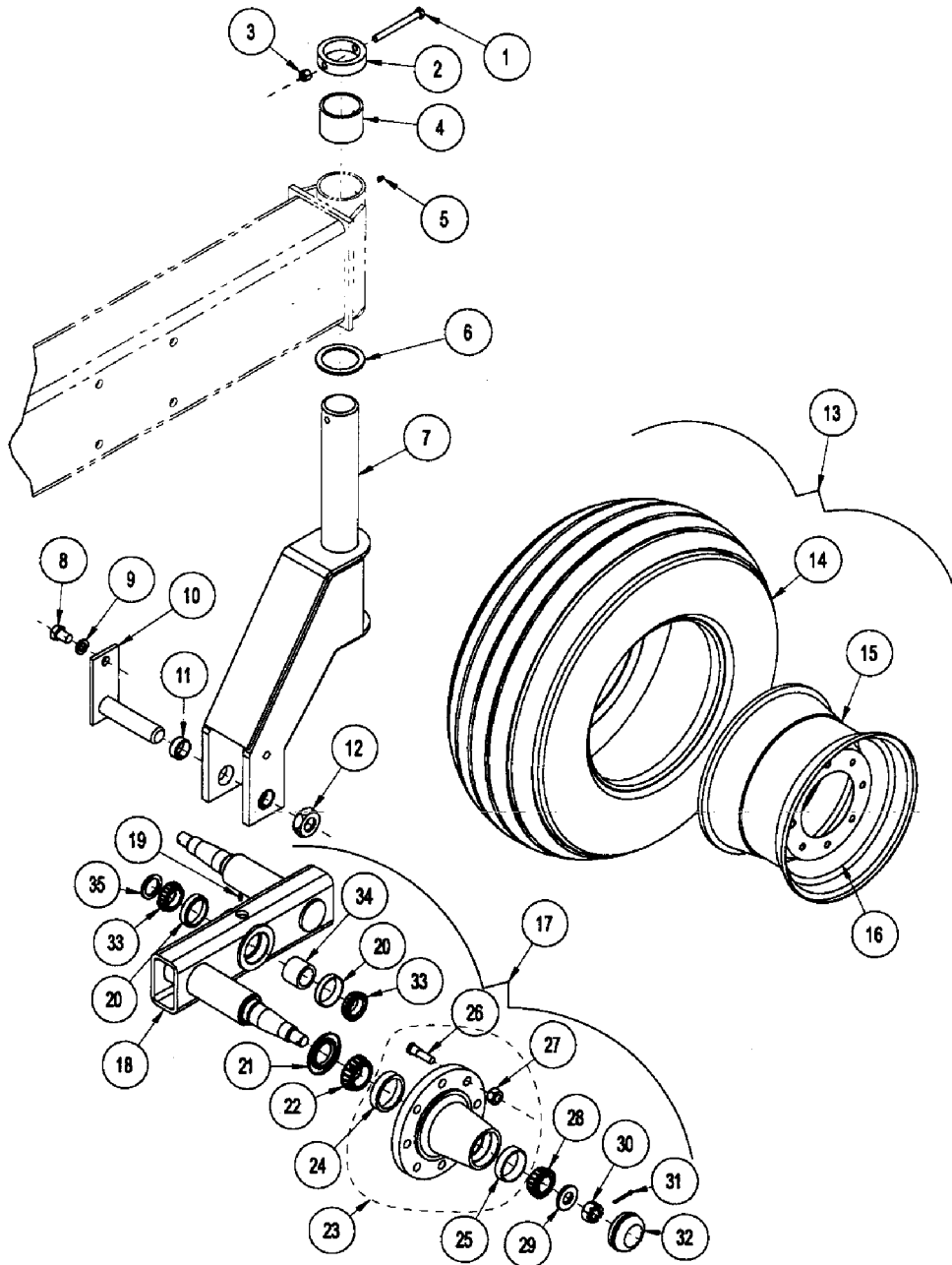
03/09

CASTER - STANDARD 6 BOLT HUB (ASN CBJ0007001) (NOT STANDARD ASN CBJ0007001)

REF	FN	PART NUMBER	YR/SN	QTY	DESCRIPTION
32		1020512		2	WASHER, THRUST, 3.04 ID 4.0 OD .188 HRD RC 50-60

**SDX30**

CASTER - HEAVY DUTY 8 BOLT HUB (BSN CKB0028188)



## CASTER - HEAVY DUTY 8 BOLT HUB (BSN CKB0028188)

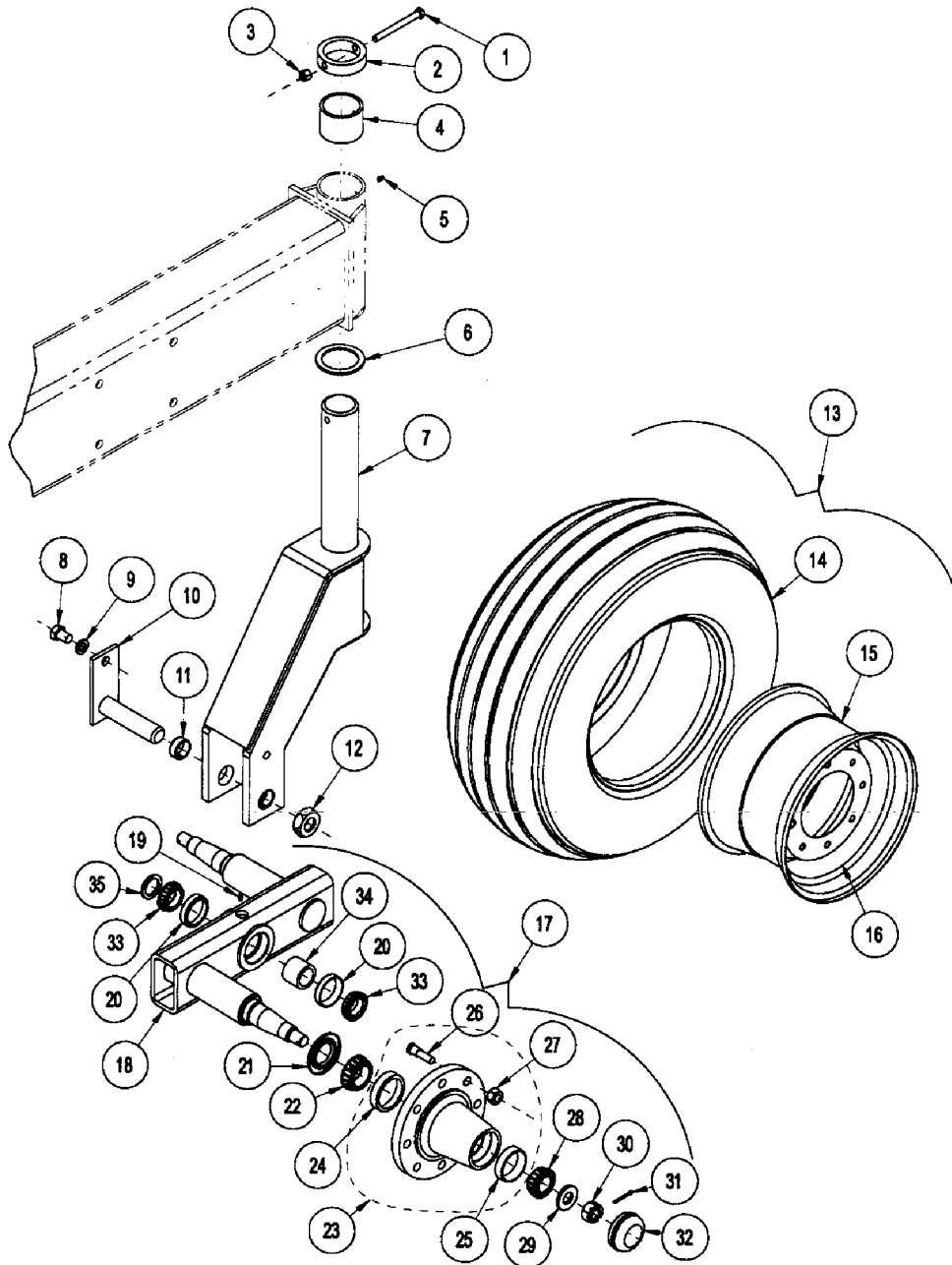
REF	FN	PART NUMBER	YR/SN	QTY	DESCRIPTION
1		87997		1	BOLT, Hex, 1/2"-13 x 5", G5
2		1020639		1	RETAINER, king pin
3		87530607		1	NUT, 1/2"-13, GB
4		1020501		2	BUSHING, bronze 3" id x 3 1/2" od 2 1/2" lg, SAE 660
5		86624018		2	NIPPLE, LUBE, 1/4"-28 x .54" lg
6		1020512		2	WASHER, THRUST, 3.04 ID 4.0 OD .188 HRD RC 50-60
7		306192A1		1	CASTER, pivot bogie
8		413-1216		1	BOLT, Hex, 3/4"-10 x 1", G5
9		87340		1	WASHER, LOCK, 3/4"
10		103069A2		1	PIN, pivot 1 1/2" od x 4.843" UL
11		1268054C1		2	BUSHING, tension 1 3/4" x 1 1/2" x 3/4" lg
12		87010729		2	NUT, Jam, 1 1/2"-6, G5
13	1	1030722		2	WHEEL ASSY, 15x10 8h with 31x13.5 10p hf-1(high floatation tire)
14		1030720		1	TYRE/TIRE, 31 x 13 1/2" - 15 10pr hf-1 high floatation, static load r
15		1030721		1	RIM, 15 x 10 8 hole +2 1/4" offset
16		1018564		1	VALVE, tire stem
17	2	306274A1	BSN CKB0028188	1	SUPPORT, bogie heavy duty 8 bolt
17	2	412797A1	ASN CBJ0007001	1	AXLE, heavy duty bogie RH
17	2	412798A1	ASN CBJ0007001	1	AXLE, heavy duty bogie LH
18		306194A1	BSN CKB0028188	1	SUPPORT, bogie heavy duty 8-bolt
18		351614A1	ASN CBJ0007001	1	AXLE, bogie heavy 1 1/2' drop RH
18		351616A1	ASN CBJ0007001	1	AXLE, bogie heavy 1 1/2' drop LH
19		87414		2	NIPPLE, LUBE, 1/4"-28 x .56" lg, Drive
20		453012R1		2	BEARING, CUP, #13621
21		1674	ASN CBJ0007001	2	SEAL, oil SE16
22		512725		2	BEARING, CONE, #25590
23		1023734	BSN CKB0028188	2	HUB ASSY., HA811-8 assembly with cups and studs
23		1020697	ASN CBJ0007001	2	HUB ASSY., H811-8 assembly with cups and studs
24		87033793		1	BEARING, CUP, #25520
25		165964R1		1	BEARING, CUP, #25821

(1) Includes wheel, tire and valve stem

(2) Order Components

**Note: Make sure that all 8 bogies are matching.****SDX30**

CASTER - HEAVY DUTY 8 BOLT HUB (BSN CKB0028188)



## CASTER - HEAVY DUTY 8 BOLT HUB (BSN CKB0028188)

REF	FN	PART NUMBER	YR/SN	QTY	DESCRIPTION
26		1016176		6	STUD, .563 UNF GR5 WB41 YZD, 2.25 LONG, 1.625 THREAD
27		1016177		6	NUT, wheel 9/16"-18 CTD# WB40
28		560953R91		2	BEARING, CONE, #25877
29		1013475		2	WASHER, 1.06ID 2.1 .25 YZD
30		425-1316		2	NUT, SLOTTED, 1"-14, G5
31		80754		2	PIN, SPLIT (COTTER), 3/16" x 1 1/2"
32		87505192		2	HUB CAP, dc17
33		F86364		2	BEARING, CONE, TM#13685 and seal #13600LA
34		107921A2		1	TUBE, spacer
35		103066A1		4	WASHER, spacer 38.90MM ID x 53.98MM OD x 4.00MM thick

Note: Make sure that all 8 bogies are matching.

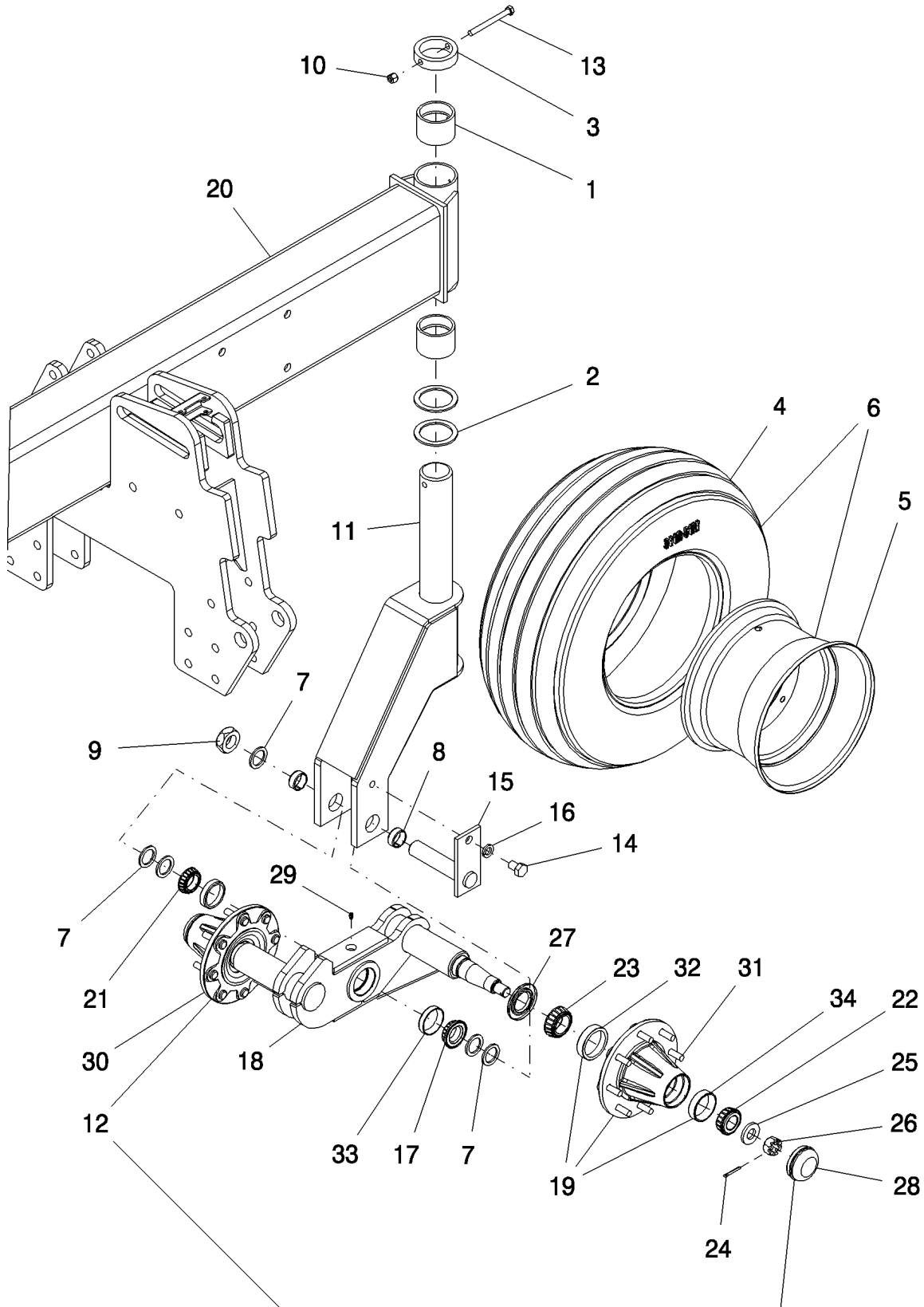
**SDX30**

1.091.1

p1

03/09

CASTER - HEAVY DUTY 8 BOLT HUB (ASN CBJ0007001) (STANDARD ASN CBJ0007001)



## CASTER - HEAVY DUTY 8 BOLT HUB (ASN CBJ0007001) (STANDARD ASN CBJ0007001)

REF	FN	PART NUMBER	YR/SN	QTY	DESCRIPTION
1		1020501		2	BUSHING, bronze 3" id x 3 1/2" od 2 1/2" lg, SAE 660
2		1020512		2	WASHER, THRUST, 3.04 ID 4.0 OD .188 HRD RC 50-60
3		1020639		1	RETAINER, king pin
4		1030720		1	TYRE/TIRE, 31 x 13 1/2" - 15 10pr hf-1 high floatation, static load r
5		1030721		1	RIM, 15 x 10 8 hole +2 1/4" offset
6	1	1030722		1	WHEEL ASSY, 15x10 8h with 31x13.5 10p hf-1(high floatation tire)
7		103066A1		5	WASHER, spacer 38.90MM ID x 53.98MM OD x 4.00MM thick
8		1268054C1		4	BUSHING, tension 1 3/4" x 1 1/2" x 3/4" lg
9		87010729		1	NUT, Jam, 1 1/2"-6, G5
10		87530607		1	NUT, 1/2"-13, GB
11		306192A1		1	CASTER, pivot bogie
12	2	412797A1		1	AXLE, heavy duty bogie RH
12	2	412798A1		1	AXLE, heavy duty bogie LH
13		87997		1	BOLT, Hex, 1/2"-13 x 5", G5
14		413-1216		1	BOLT, Hex, 3/4"-10 x 1", G5
15		425500A2		1	PIN, PIVOT, 1 1/2" od x x 5 5/8" ul
16		87340		1	WASHER, LOCK, 3/4"
17		F86364		1	BEARING, CONE, TM#13685 and seal #13600LA
18		351614A1		1	AXLE, bogie heavy 1 1/2' drop RH
18		351616A1		1	AXLE, bogie heavy 1 1/2' drop LH
19		1020697		2	HUB ASSY., H811-8 assembly with cups and studs
20		306154A1	Before 08/08	1	SUPPORT, main frame truss RH
20		87666076	From 08/08	1	FRAME, main with truss RH
20		306152A1	Before 08/08	1	SUPPORT, main frame truss LH
20		87673439	From 08/08	1	FRAME, main with truss LH
21		453011R91		2	BEARING, CONE MTG END CAP
22		560953R91		2	BEARING, CONE, #25877
23		512725		2	BEARING, CONE, #25590
24		80754		2	PIN, SPLIT (COTTER), 3/16" x 1 1/2"

(1) Includes wheel, tire and valve stem

(2) Order Components

**SDX30**

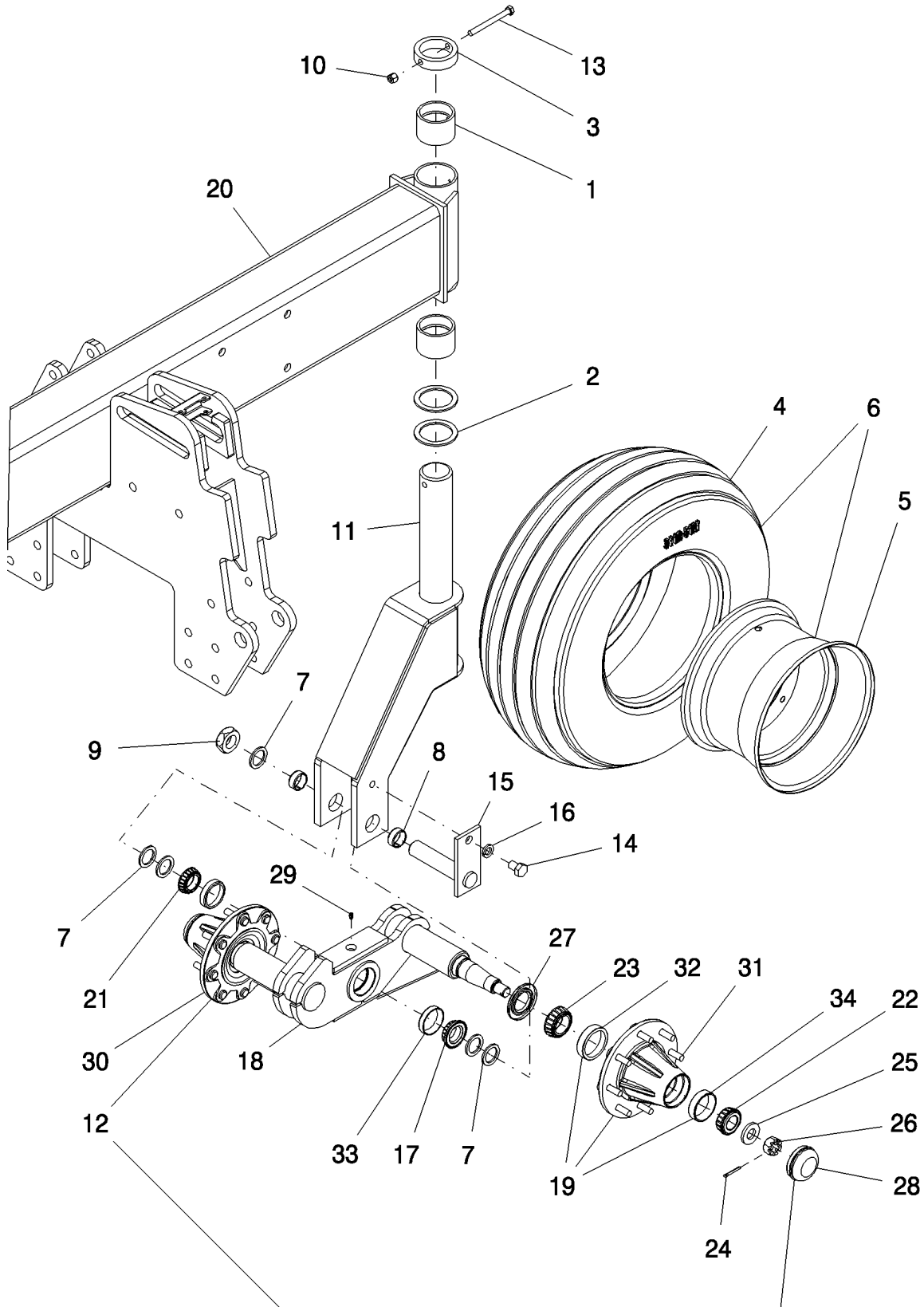


1.091.1

p2

03/09

CASTER - HEAVY DUTY 8 BOLT HUB (ASN CBJ0007001) (STANDARD ASN CBJ0007001)



## CASTER - HEAVY DUTY 8 BOLT HUB (ASN CBJ0007001) (STANDARD ASN CBJ0007001)

REF	FN	PART NUMBER	YR/SN	QTY	DESCRIPTION
25		1013475		2	WASHER, 1.06ID 2.1 .25 YZD
26		425-1316		2	NUT, SLOTTED, 1"-14, G5
27		1674		2	SEAL, oil SE16
28		87505192		2	HUB CAP, dc17
29		87414		2	NIPPLE, LUBE, 1/4"-28 x .56" lg, Drive
30	1	1020698		2	HUB, 8 bolt machined
31		1016176		16	STUD, .563 UNF GR5 WB41 YZD, 2.25 LONG, 1.625 THREAD
32		87033793		2	BEARING, CUP, #25520
33		453012R1		2	BEARING, CUP, #13621
34		165964R1		2	BEARING, CUP, #25821
100		1018564		1	VALVE, tire stem

(1) Not serviced separately, order 1020697

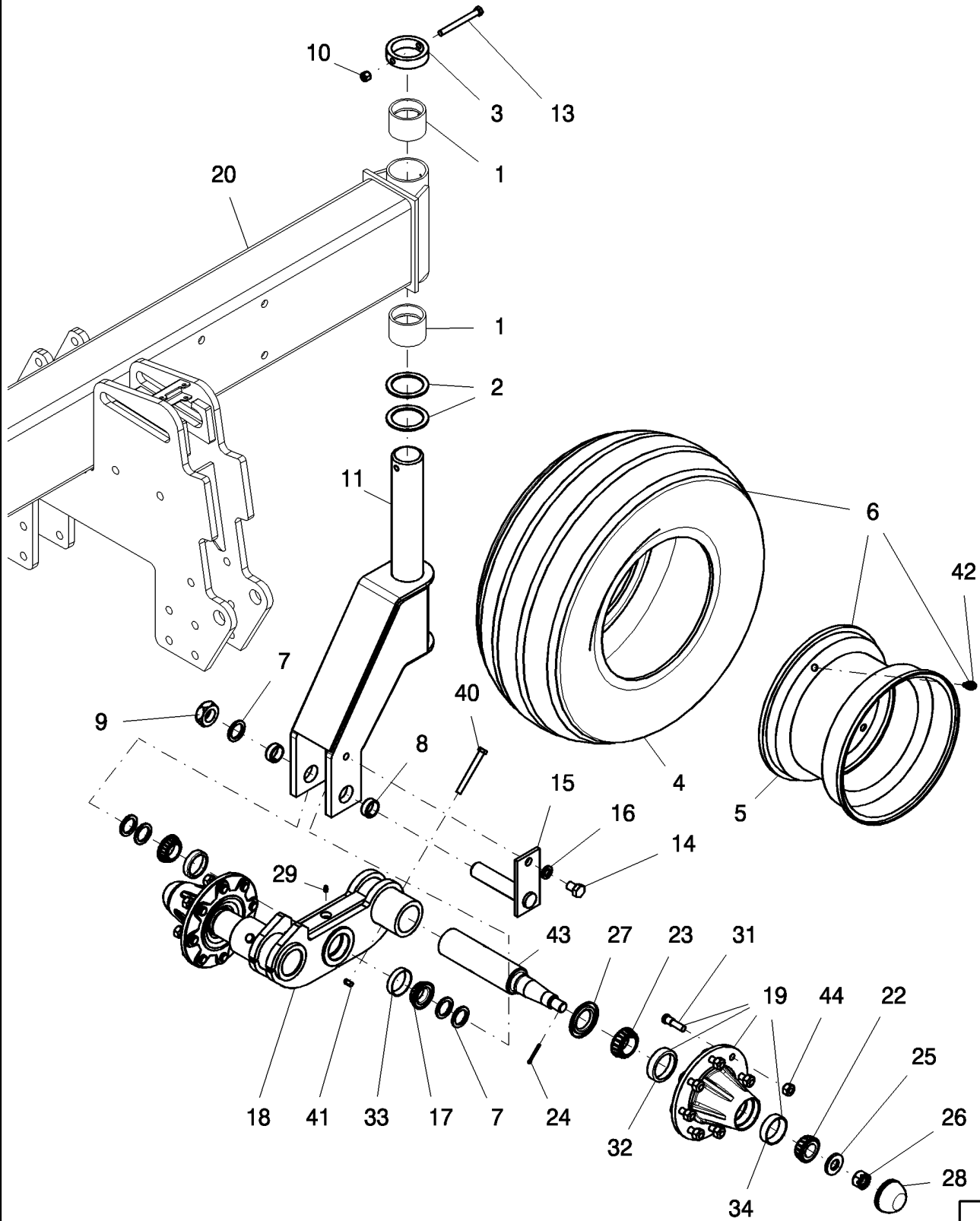
**SDX30**

1.092.1

p1

03/09

CASTER - HEAVY DUTY 8 BOLT HUB (ASN CBJ024165) (STANDARD ASN CBJ0007001)



## CASTER - HEAVY DUTY 8 BOLT HUB (ASN CBJ024165) (STANDARD ASN CBJ0007001)

REF	FN	PART NUMBER	YR/SN	QTY	DESCRIPTION
1		1020501		2	BUSHING, bronze 3" id x 3 1/2" od 2 1/2" lg, SAE 660
2		1020512		2	WASHER, THRUST, 3.04 ID 4.0 OD .188 HRD RC 50-60
3		1020639		1	RETAINER, king pin
4		1030720		1	TYRE/TIRE, 31 x 13 1/2" - 15 10pr hf-1 high floatation, static load r
5		1030721		1	RIM, 15 x 10 8 hole +2 1/4" offset
6	1	1030722		1	WHEEL ASSY, 15x10 8h with 31x13.5 10p hf-1(high floatation tire)
7		103066A1		5	WASHER, spacer 38.90MM ID x 53.98MM OD x 4.00MM thick
8		1268054C1		4	BUSHING, tension 1 3/4" x 1 1/2" x 3/4" lg
9		87010729		1	NUT, Jam, 1 1/2"-6, G5
10		87530607		1	NUT, 1/2"-13, GB
11		306192A1		1	CASTER, pivot bogie
13		87997		1	BOLT, Hex, 1/2"-13 x 5", G5
14		413-1216		1	BOLT, Hex, 3/4"-10 x 1", G5
15		425500A2		1	PIN, PIVOT, 1 1/2" od x x 5 5/8" ul
16		87340		1	WASHER, LOCK, 3/4"
17		F86364		2	BEARING, CONE, TM#13685 and seal #13600LA
18		87501779		1	AXLE, bogey 1 1/2" drop RH
18		87501777		1	AXLE, bogey FC 1 1/2" drop LH
19		1020697		2	HUB ASSY., H811-8 assembly with cups and studs
20		306154A1	Before 08/08	1	SUPPORT, main frame truss RH
20		87666076	From 08/08	1	FRAME, main with truss RH
20		306152A1	Before 08/08	1	SUPPORT, main frame truss LH
20		87673439	From 08/08	1	FRAME, main with truss LH
22		560953R91		2	BEARING, CONE, #25877
23		512725		2	BEARING, CONE, #25590
24		80754		2	PIN, SPLIT (COTTER), 3/16" x 1 1/2"
25		1013475		2	WASHER, 1.06ID 2.1 .25 YZD
26		425-1316		2	NUT, SLOTTED, 1"-14, G5
27		1674		2	SEAL, oil SE16
28		87505192		2	HUB CAP, dc17

(1) Includes wheel, tire and valve stem

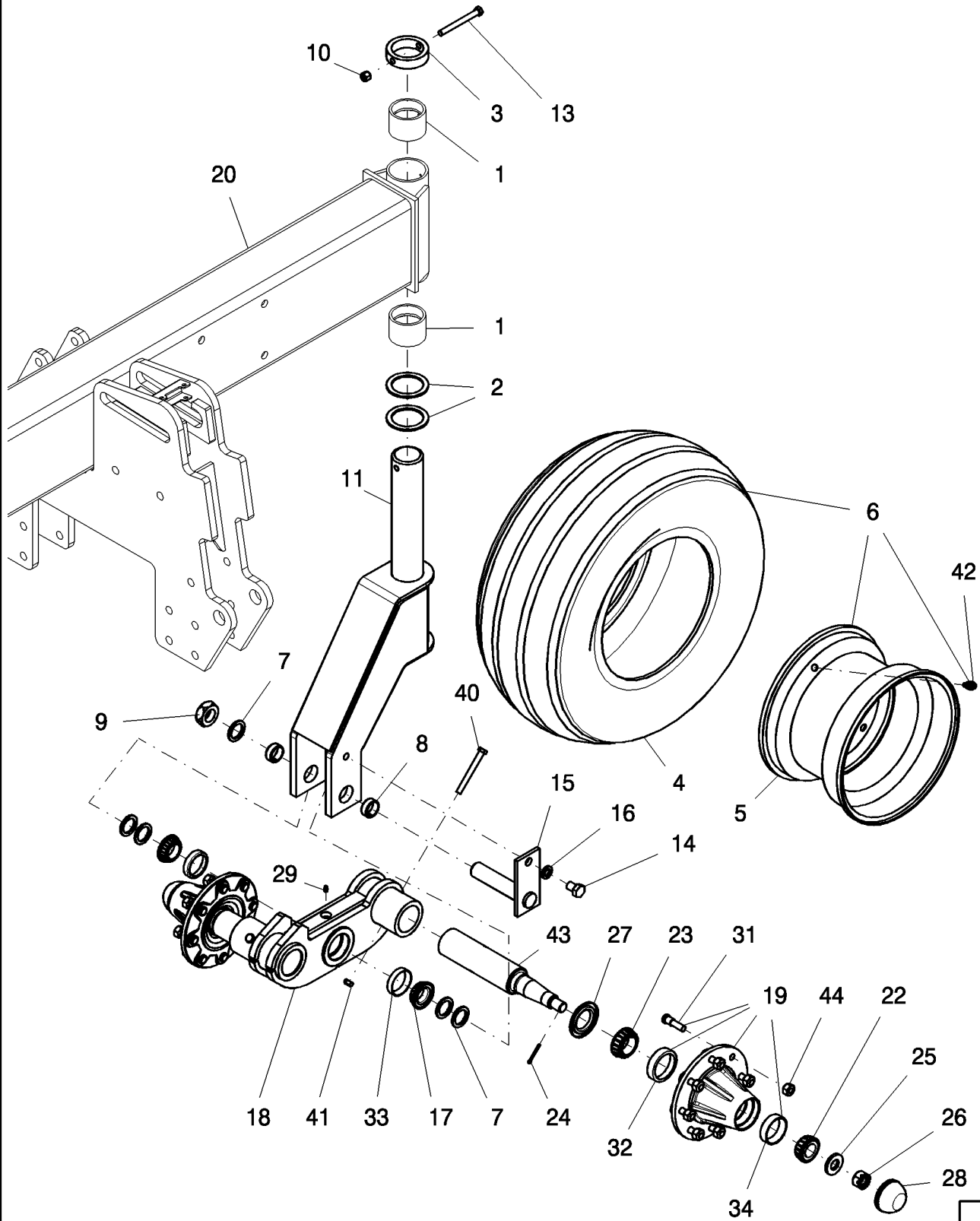
**SDX30**

1.092.1

p2

03/09

CASTER - HEAVY DUTY 8 BOLT HUB (ASN CBJ024165) (STANDARD ASN CBJ0007001)



## CASTER - HEAVY DUTY 8 BOLT HUB (ASN CBJ024165) (STANDARD ASN CBJ0007001)

REF	FN	PART NUMBER	YR/SN	QTY	DESCRIPTION
29		87414		2	NIPPLE, LUBE, 1/4"-28 x .56" lg, Drive
31		1016176		16	STUD, .563 UNF GR5 WB41 YZD, 2.25 LONG, 1.625 THREAD
32		87033793		2	BEARING, CUP, #25520
33		453012R1		2	BEARING, CUP, #13621
34		165964R1		2	BEARING, CUP, #25821
40		87996		2	BOLT, Hex, 1/2"-13 x 4 1/2", G5
41		86992215		2	NUT, LOCK, 1/2"-13, GC
42		1018564		1	VALVE, tire stem
43		87502096		2	SPINDLE, bogie 8-bolt
44		1016177		16	NUT, wheel 9/16"-18 CTD# WB40
100		1033093		1	SEALANT, Tire anti-puncture 1 liter bottle

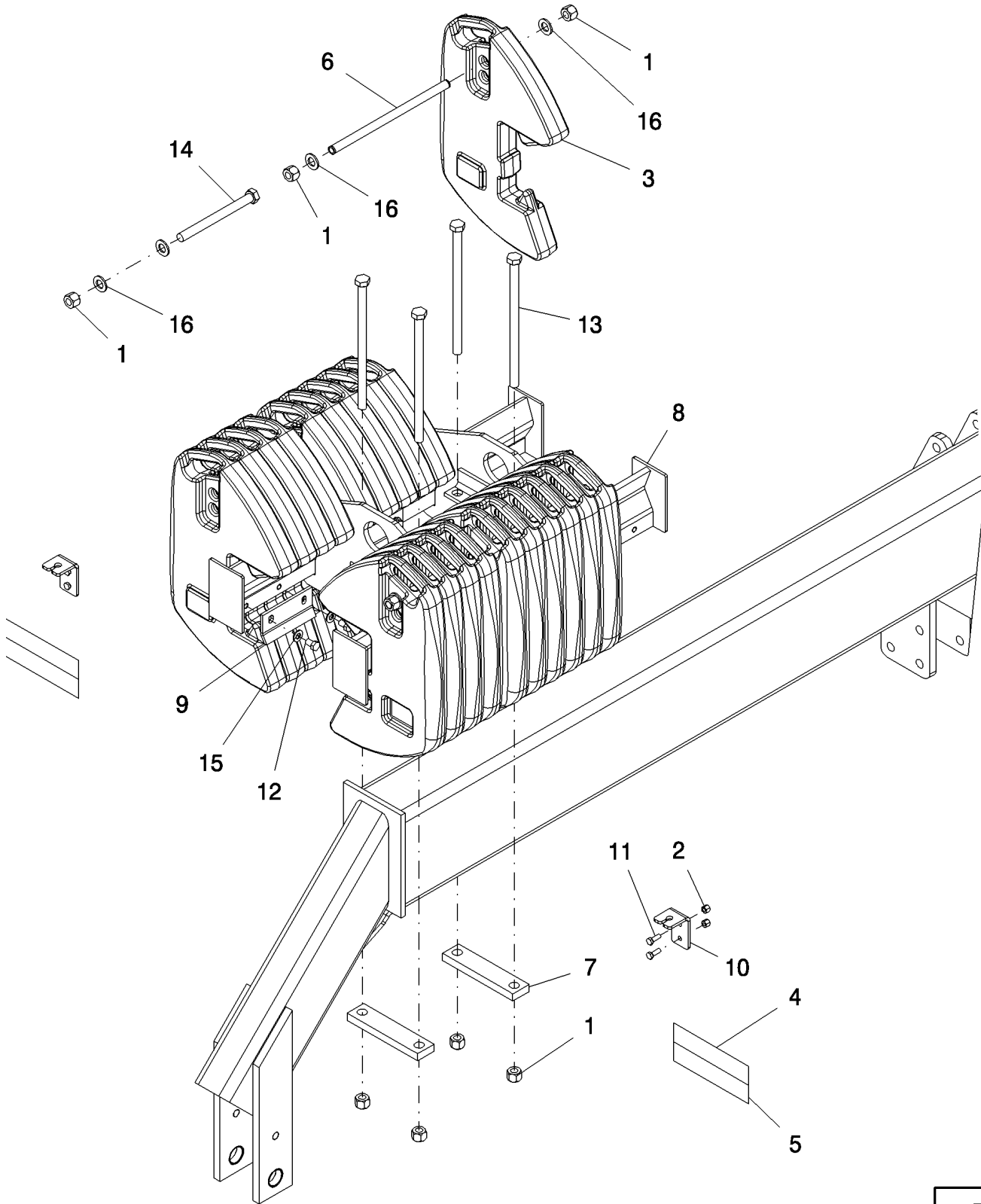
**SDX30**

1.100.1

p1

01/09

WEIGHT BRACKET KIT - MAIN FRAME



## WEIGHT BRACKET KIT - MAIN FRAME

REF	FN	PART NUMBER	YR/SN	QTY	DESCRIPTION
1		280375		10	NUT, LOCK, 3/4"-10, GC
2		86625064		4	NUT, LOCK, 3/8"-16, GB
3		224383A2		20	WEIGHT, FRONT
4		311863A1		2	REFLECTOR, retroreflective red
5		311865A1		2	REFLECTOR, fluorescent orange
6		350820A1		2	ROD, weight locking
7		350822A1		2	PLATE, weight locking
8		350823A1		1	BRACKET, weight
9		350827A1		4	PLATE, weight locking
10		351942A1		2	BRACKET, transport light
11		88206		4	BOLT, Hex, 3/8"-16 x 1", G5, Full Thd
12		9627879		8	BOLT, Hex, 1/2"-13 x 3/4", G5, Full Thd
13		413-12208		4	BOLT, Hex, 3/4"-10 x 13", G5
14		426-12136		2	BOLT, Hex, 3/4"-10 x 8 1/2", G8
15		87364		8	WASHER, 1/2", SAE
16		87381		8	WASHER, 3/4", SAE

**SDX30**

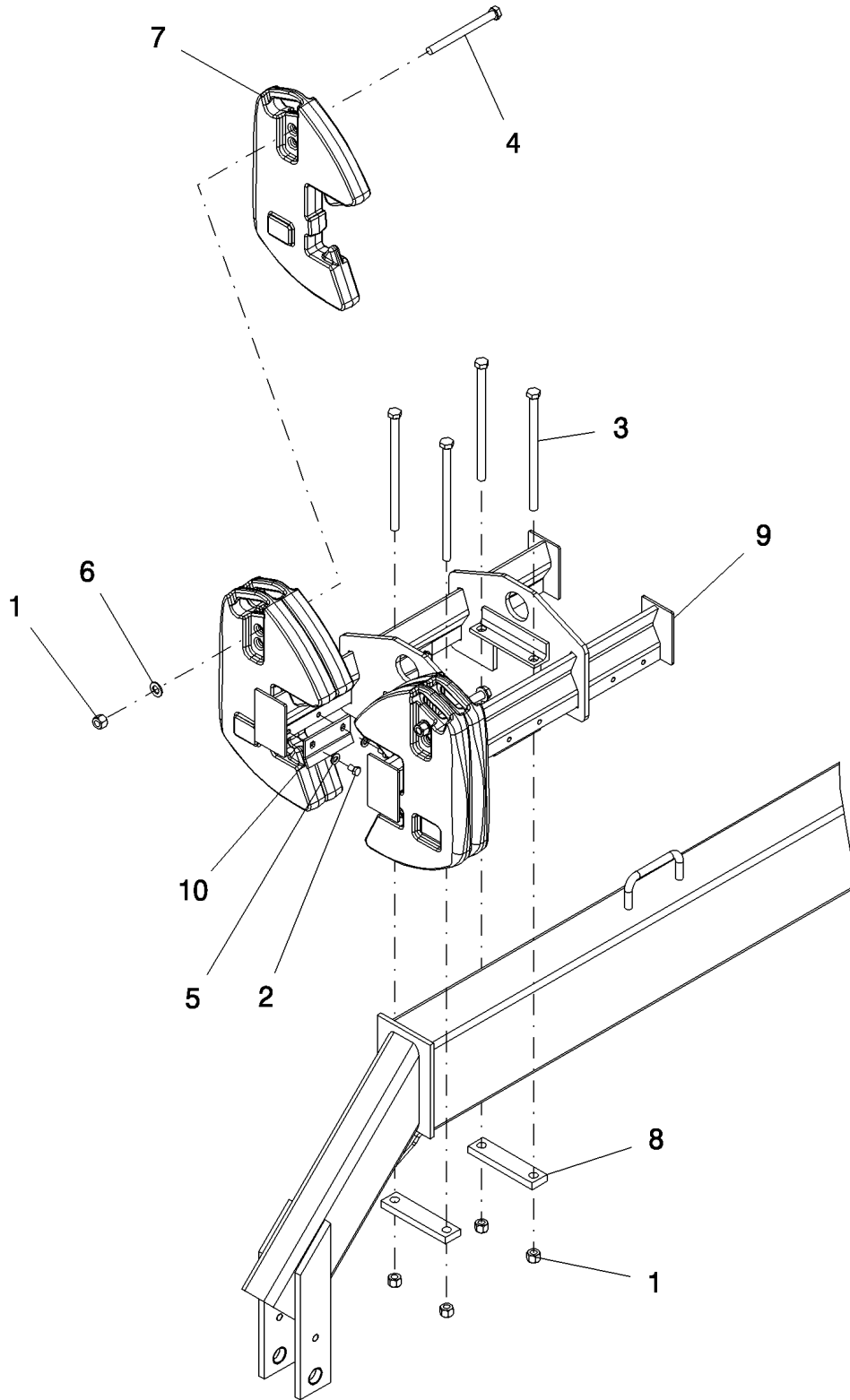


1.110.1

p1

01/09

WEIGHT BRACKET KIT - WING

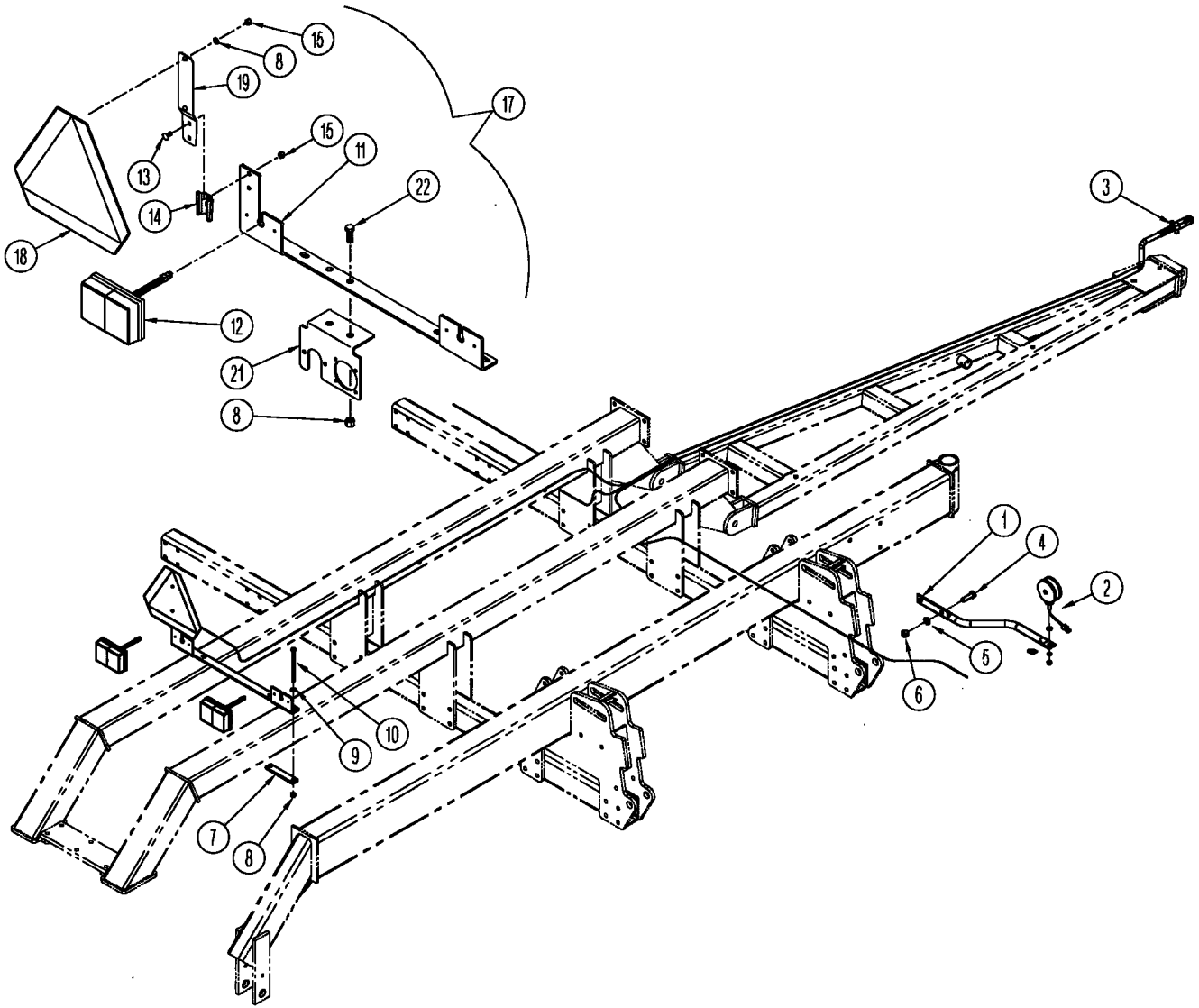


## WEIGHT BRACKET KIT - WING

REF	FN	PART NUMBER	YR/SN	QTY	DESCRIPTION
1		280375		6	NUT, LOCK, 3/4"-10, GC
2		9627879		8	BOLT, Hex, 1/2"-13 x 3/4", G5, Full Thd
3		413-12208		4	BOLT, Hex, 3/4"-10 x 13", G5
4		426-12136		2	BOLT, Hex, 3/4"-10 x 8 1/2", G8
5		87364		8	WASHER, 1/2", SAE
6		87381		4	WASHER, 3/4", SAE
7		224383A2		5	WEIGHT, FRONT
8		350822A1		2	PLATE, weight locking
9		350823A1		1	BRACKET, weight
10		350827A1		4	PLATE, weight locking

**SDX30**

SAFETY LIGHTS (BSN CKB0028188)



## SAFETY LIGHTS (BSN CKB0028188)

REF	FN	PART NUMBER	YR/SN	QTY	DESCRIPTION
1	1	351978A1	BSN CKB0028188	2	BRACKET, transport
2		87564157		2	LIGHT, WARNING, assembly amber
3	2	312998A1	BSN CKB0028188	1	HARNESS, lighting
3	3	377862A1		1	HARNESS, tillage AFS RH
3	3	377863A1		1	HARNESS, tillage AFS front
4		9706701		4	SCREW, Hex, 3/4"-10 x 2 1/2", G5
5		87381		16	WASHER, 3/4", SAE
6		280375		4	NUT, LOCK, 3/4"-10, GC
7		1023957		2	PLATE, LARGE, backup
8		87530607		4	NUT, 1/2"-13, GB
9		87364		4	WASHER, 1/2", SAE
10		86505997		4	BOLT, Hex, 1/2"-13 x 7 1/2", G5
11		312997A1	BSN CKB0028188	1	ANGLE, tail light support
12		307122A1	BSN CKB0028188	2	LAMP, stop, tail and turn
13		280497		2	BOLT, CARRIAGE, Short NK, 5/16"-18 x 3/4", G5, Full Thd
14		847590		1	BRACKET, socket, female, SMV emblem
15		86050277		2	NUT, LOCK, 5/16"-18, GB
16		87016571		2	NUT, M5, CI 5
17		311862A1		1	PLATE, assembly, slow moving vehicle
17		311860A1		1	EMBLEM, plate assembly, smv
17		85700996		2	SCREW, Cross Pan Hd, 1/4"-20 x 1/2"
17		7770		2	NUT, 1/4"-20, G5
18		311859A1		1	TRAFFIC SIGNS, plate - SMV
19		311861A1		1	SUPPORT, SMV sign
20		311858A1		1	DECAL, SMV Emblem
21		312454A1		1	BRACKET, (AFS Only)
22		87689		2	BOLT, Hex, 1/2"-13 x 1 1/2", G5, Full Thd

(1) Includes decal 311864A1

(2) Non-AFS Only

(3) AFS Only

**SDX30**



## TRANSPORT LIGHTING AND REFLECTOR DECALS (ASN CBJ0007001)

REF	FN	PART NUMBER	YR/SN	QTY	DESCRIPTION
1		280431		2	NUT, 1/2"-13, G5
2		80679		2	WASHER, LOCK, 1/2"
3	1	51200040		2	LIGHT, assy. stop tail/signal red
3		6815		2	LENS, red
3		86537133		2	BULB, C6, #1157, 12.8V
4		86561136		1	MODULE, implement lighting control
5	2, 3	412917A1		1	HARNASS, seedtool lighting 31'
6		1023957		2	PLATE, LARGE, backup
7		85700996		2	SCREW, Cross Pan Hd, 1/4"-20 x 1/2"
8		86755		4	NUT, LOCK, 1"-8, GB
9		87530607		4	NUT, 1/2"-13, GB
10		280375		28	NUT, LOCK, 3/4"-10, GC
11		86050277		2	NUT, LOCK, 5/16"-18, GB
12		245483C1		2	CONNECTOR, ELEC, plastic 2c receptacle
13		311859A1		1	TRAFFIC SIGNS, plate - SMV
14		311858A1		1	DECAL, SMV Emblem
15		311861A1		1	SUPPORT, SMV sign
16		311862A1		1	PLATE, assembly, slow moving vehicle
16		311860A1	From 09/08	1	EMBLEM, plate assembly, smv
16		412742A1	Before 09/08	2	WARNING SIGN, smv steel back 4 holes
17		311863A1		4	REFLECTOR, retroreflective red
18		311864A1		8	REFLECTOR, retroreflective amber
19		311865A1		4	REFLECTOR, fluorescent orange
20		351668A1		1	BRACKET, SDX transport light
21	4	351978A1	Before 09/04	2	BRACKET, transport
21	4	87442626	From 10/04	2	BRACKET, light with decal
22		847590		1	BRACKET, socket, female, SMV emblem
23		280963		2	NUT, 1/2"-20, G5
24		425181A1		1	SUPPORT, bolting main
25		88206		4	BOLT, Hex, 3/8"-16 x 1", G5, Full Thd
26		86505997		4	BOLT, Hex, 1/2"-13 x 7 1/2", G5

(1) Includes 6815 and 86537133

(2) Not Shown

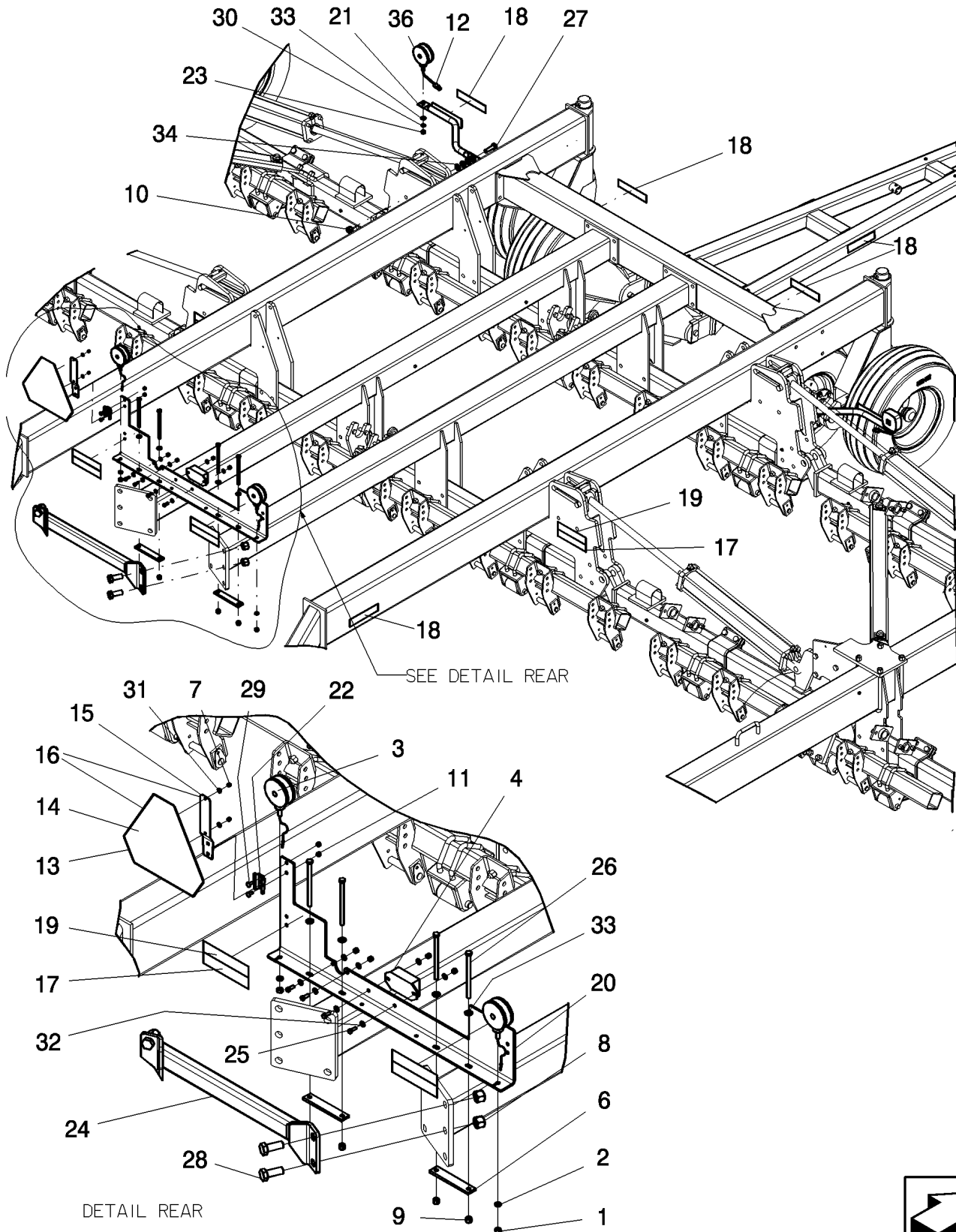
(3) Refer to 3.010.1

(4) Includes decal 311864A1

Refer to page 1.100.1 for transport light bracket required when a weight bracket kit is used on main frame.

**SDX30**

TRANSPORT LIGHTING AND REFLECTOR DECALS (ASN CBJ0007001)



## TRANSPORT LIGHTING AND REFLECTOR DECALS (ASN CBJ0007001)

REF	FN	PART NUMBER	YR/SN	QTY	DESCRIPTION
27		9706701		4	SCREW, Hex, 3/4"-10 x 2 1/2", G5
28		426-1640		4	BOLT, Hex, 1"-8 x 2 1/2", G5, Full Thd
29		280497		2	BOLT, CARRIAGE, Short NK, 5/16"-18 x 3/4", G5, Full Thd
30		80679		2	WASHER, LOCK, 1/2"
31		7770		2	NUT, 1/4"-20, G5
32		87016		8	WASHER, 3/8", SAE
33		87364		6	WASHER, 1/2", SAE
34		87381		12	WASHER, 3/4", SAE
35	1	6-11250		1	INSTRUCTION, transport light
36		87564157		2	LIGHT, WARNING, assembly amber

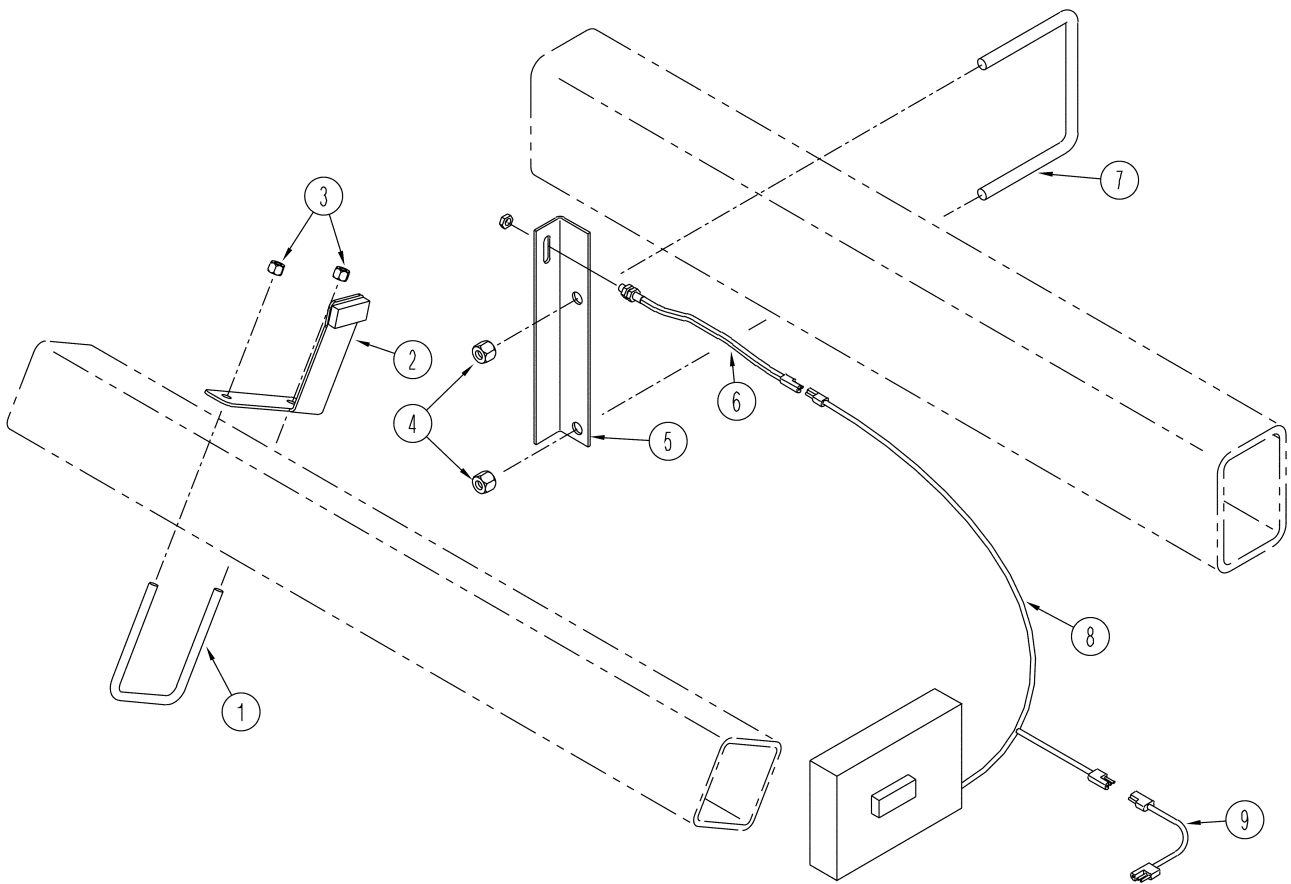
(1) Not Shown

Refer to page 1.100.1 for transport light bracket required when a weight bracket kit is used on main frame.

**SDX30**



M200 REMOTE CLUTCH / IMPLEMENT STATUS KIT



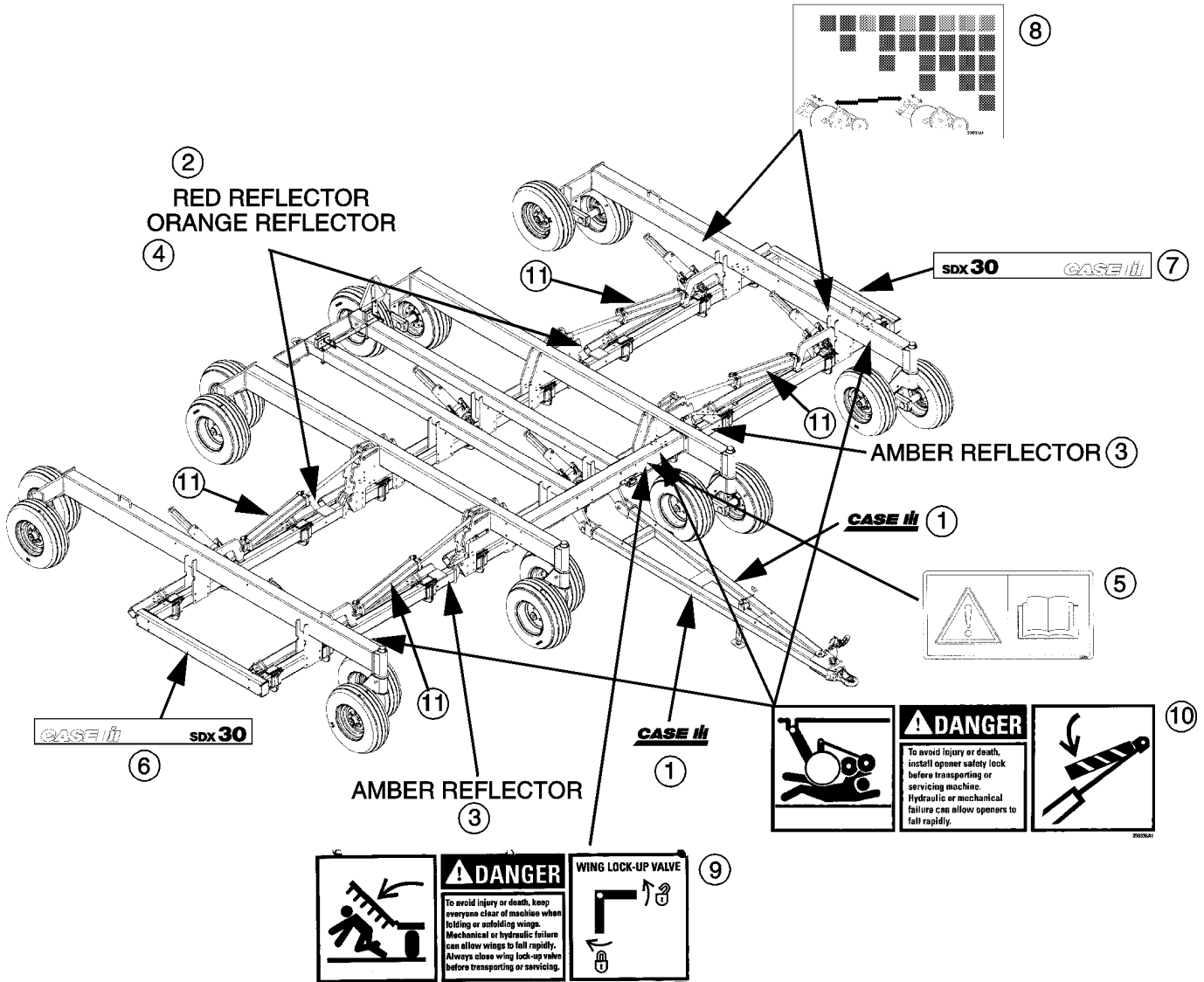
## M200 REMOTE CLUTCH / IMPLEMENT STATUS KIT

REF	FN	PART NUMBER	YR/SN	QTY	DESCRIPTION
1		1030501	BSN CKB0028188	1	U-BOLT, us 3/8"-16 x 4" x 5" zp 1" of thread
2	1	350586A1		1	BRACKET, MAGNET
2		350583A1		1	MAGNET, ceramic M10 x 22 x 48
3		86625064		2	NUT, LOCK, 3/8"-16, GB
4		87530607		2	NUT, 1/2"-13, GB
5		350582A1		1	BRACKET, SENSOR
6		1024930		1	SENDER UNIT, TR-100-7
7		1030623		1	U-BOLT, us 1/2"-13 6 1/16" w x 5" d 2" thread
8		1030497		1	SENSOR, Module
9		1030499		1	HARNESS, tow between extension

(1) Includes 350583A1

**SDX30**

DECALS (BSN CKB0028188)



## DECALS (BSN CKB0028188)

REF	FN	PART NUMBER	YR/SN	QTY	DESCRIPTION
1		192848A2		2	DECAL, Case IH 70 mm logo
2		311863A1		2	REFLECTOR, retroreflective red
3		311864A1		2	REFLECTOR, retroreflective amber
4		311865A1		2	REFLECTOR, fluorescent orange
5		312479A1		1	DECAL, warning pictorial
6		350146A1		1	DECAL, SDX strip RH
7		350147A1		1	DECAL, SDX strip LH
8		350231A1		2	DECAL, down pressure chart
9		350335A1		1	DECAL, wing lock-up valve
10		350336A1		3	DECAL, Danger - opener safety lock
11		350401A1		4	DECAL, warning restrictors

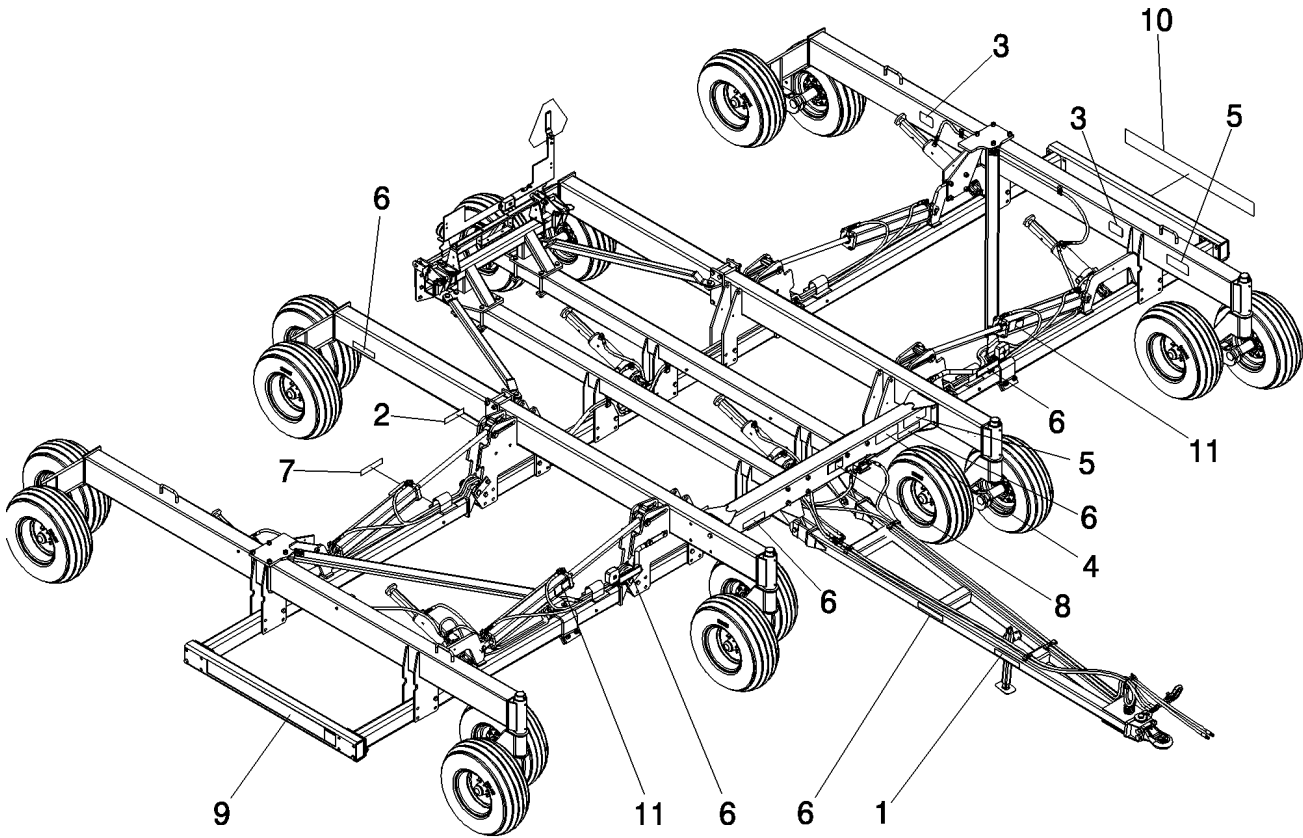
**SDX30**

1.141.1

p1

01/09

DECALS (ASN CBJ0007001)

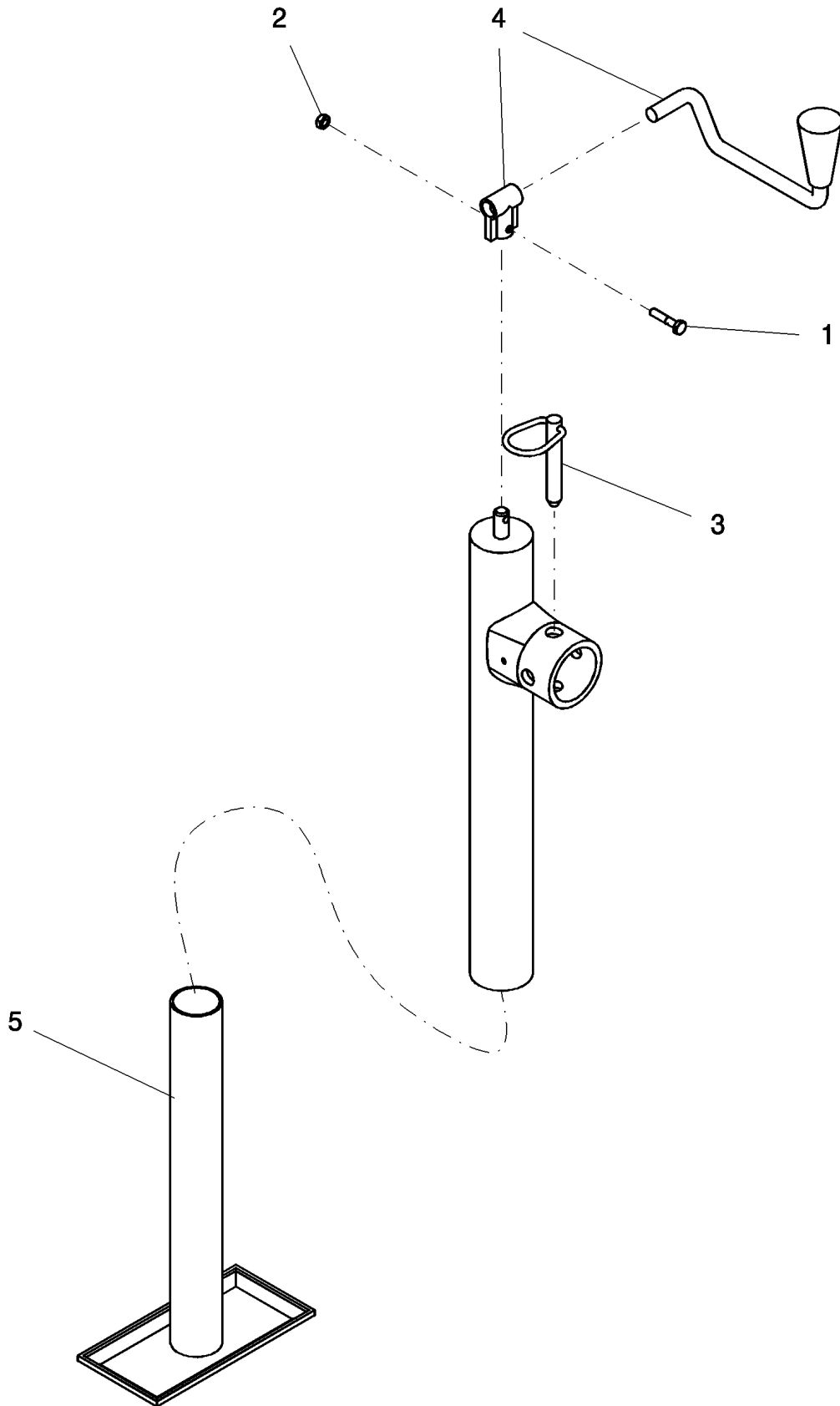


## DECALS (ASN CBJ0007001)

REF	FN	PART NUMBER	YR/SN	QTY	DESCRIPTION
1		86626471		2	EMBLEM, Case IH 70 mm logo
2		311865A1		4	REFLECTOR, fluorescent orange
3		350231A1		2	DECAL, down pressure chart
4		350335A1		1	DECAL, wing lock-up valve
5		350336A1		3	DECAL, Danger - opener safety lock
6		311864A1		8	REFLECTOR, retroreflective amber
7		311863A1		4	REFLECTOR, retroreflective red
8		312479A1		1	DECAL, warning pictorial
9		350146A1		1	DECAL, SDX strip RH
10		350147A1		1	DECAL, SDX strip LH
11		350401A1		4	DECAL, warning restrictors

**SDX30**

2000 POUND JACK



**1.150.1**

p1

03/09

**2000 POUND JACK**

REF	FN	PART NUMBER	YR/SN	QTY	DESCRIPTION
0		1016961		1	JACK, 2000 lb x 15"
1		87716		1	BOLT, Hex, 1/4"-20 x 1 1/4", G5
2		280129		1	NUT, LOCK, 1/4"-20, GC
3		412752A1		1	PIN, and chain assembly jack mount
4		6123		1	CRANK, jack top wind
5		6124		1	JACK, inner assembly

**SDX30**





---

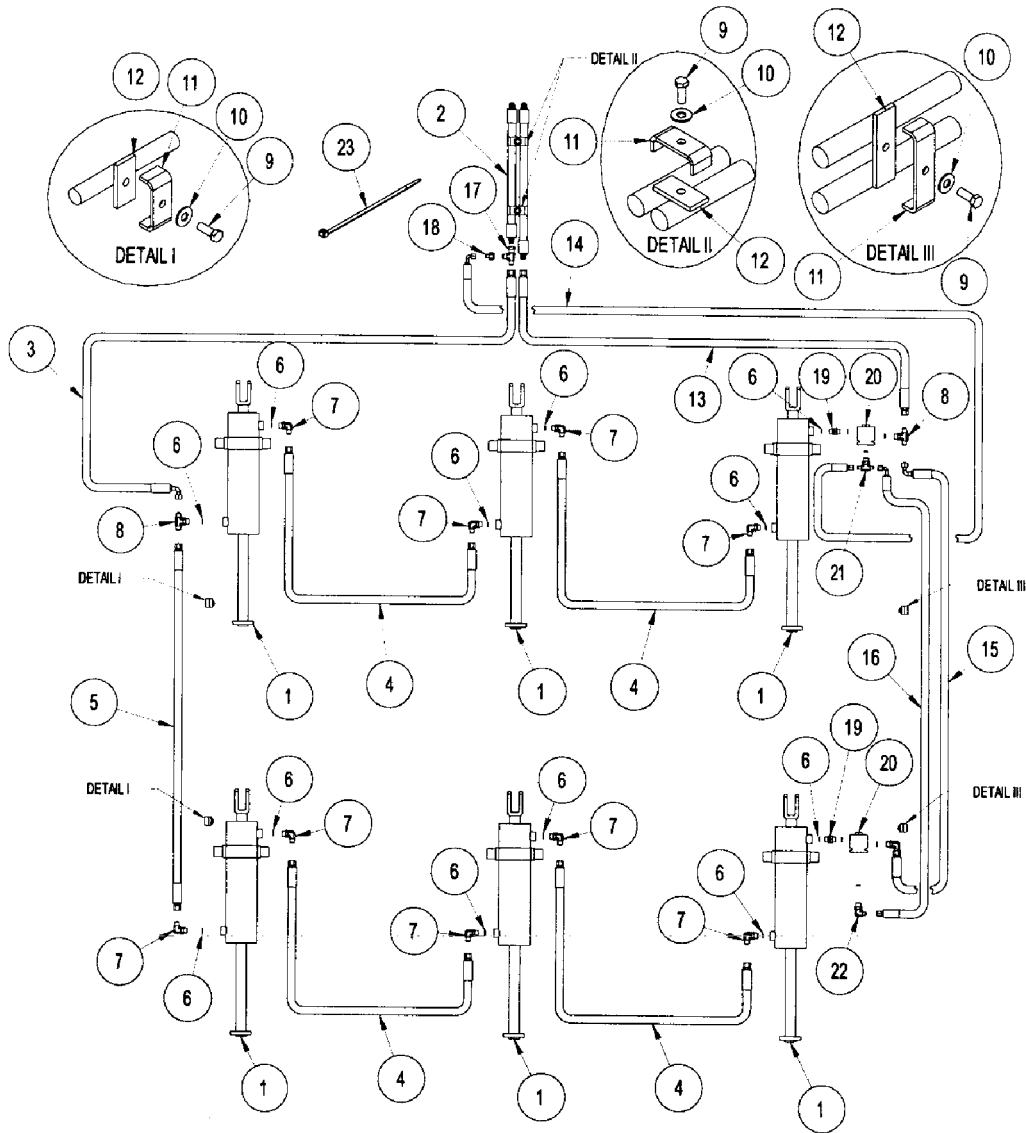
# SECTION INDEX

## Hydraulics

---

2.010.1	SUBBAR HYDRAULIC SCHEMATIC (BSN CKB0028188)
2.011.1	SUBBAR HYDRAULICS (ASN CBJ0007001) (PART 1 OF 2)
2.021.1	SUBBAR HYDRAULICS (ASN CBJ0007001) (PART 2 OF 2)
2.030.1	SUBBAR CYLINDER ASSEMBLY, 435893A1, 4.00 INCH BORE X 12 INCH STROKE
2.031.1	SUBBAR CYLINDER ASSEMBLY, 87406914, 4.00 INCH BORE X 12 INCH STROKE
2.040.1	PILOT OPERATED CHECK VALVE
2.050.1	SUBBAR CYLINDER MOUNT ASSEMBLY
2.060.1	SUBBAR CYLINDER SAFETY LOCK
2.070.1	WING LIFT HYDRAULIC SCHEMATIC (BSN CKB0028188)
2.071.1	WING LIFT HYDRAULICS (ASN CBJ0007001)
2.080.1	OPTIONAL DIESEL ENGINE HYDRAULIC KIT
2.090.1	HYDRAULIC LIFT CYLINDER, 4 INCH BORE X 30 INCH STROKE, 350720A1 AND 1016796
2.091.1	HYDRAULIC LIFT CYLINDER, 4 INCH BORE X 30 INCH STROKE, 86991622 AND 87407430
2.100.1	WING LIFT HYDRAULIC BALL VALVE ASSEMBLY
2.110.1	WING LIFT

SUBBAR HYDRAULIC SCHEMATIC (BSN CKB0028188)



subcylsh

## SUBBAR HYDRAULIC SCHEMATIC (BSN CKB0028188)

REF	FN	PART NUMBER	YR/SN	QTY	DESCRIPTION
1	1	306296A1	Before 11/04	6	HYDRAULIC CYLINDER, 4" x 12" ctd 3000 psi c/w 1 pin ctd
1	2	435893A1	Before 11/04	6	HYDRAULIC CYLINDER, 4" x 12" ctd 3000 psi
2		312934A1		2	HOSE, hyd 3/8" x 190" fl
3		312935A1		2	HOSE, hyd 3/8" x 189" fl
4		1032442		4	HOSE, hyd 3/8" x 168" fl
5		312936A1		2	HOSE, hyd 3/8" x 100" fl
6		128825		18	O-RING, 8-1, 90 Duro, .644" ID x .087" Thk
7		128830		8	ELBOW, 90°, 3/4"-16, 37° x 3/4"-16, O-Ring
8		86513024		2	TEE, 3/4"-16, 37° x 3/4"-16, O-Ring Br
9		88206		6	BOLT, Hex, 3/8"-16 x 1", G5, Full Thd
10		80702		6	WASHER, 3/8"
11		1024284		6	CLAMP, HOSE FORMED 2.88 X .94
12		350326A1		6	ISOLATOR, clamp, hose small
13		350558A1		1	HOSE, hydraulic 3/8" x 188"
14		350556A1		1	HOSE, hyd 1/4" x 188" fl
15		350559A1		1	HOSE, hyd 3/8" x 100" fl
16		350555A1		1	HOSE, hydraulic 1/4" x 100" fl
17		86511870		1	TEE, 37°, 3/4"-16 x 3/4"-16, Fem Sw Run
18		86624135		1	REDUCER, 37°, 3/4"-16, Fem x 9/16"-18 Male
19		1261010C1		2	FITTING, stl union 3/4" mb 3/4" mb straight
20		350552A1		2	VALVE, CHECK, block pilot operated
21		87331046		1	TEE, 9/16"-18, 37° x 3/4"-16, O-Ring Br
22		76347		1	ELBOW, 90°, 9/16"-18, 37° x 3/4"-16, O-Ring
23		1013122		AR	STRAP, CABLE, 3/16" x 15 1/2" long, nylon

(1) Includes pin 350108A1 and two clips 350109A1

(2) No Pins Or Clips

NOTE: Port 3 of Item 20 goes into cylinder.

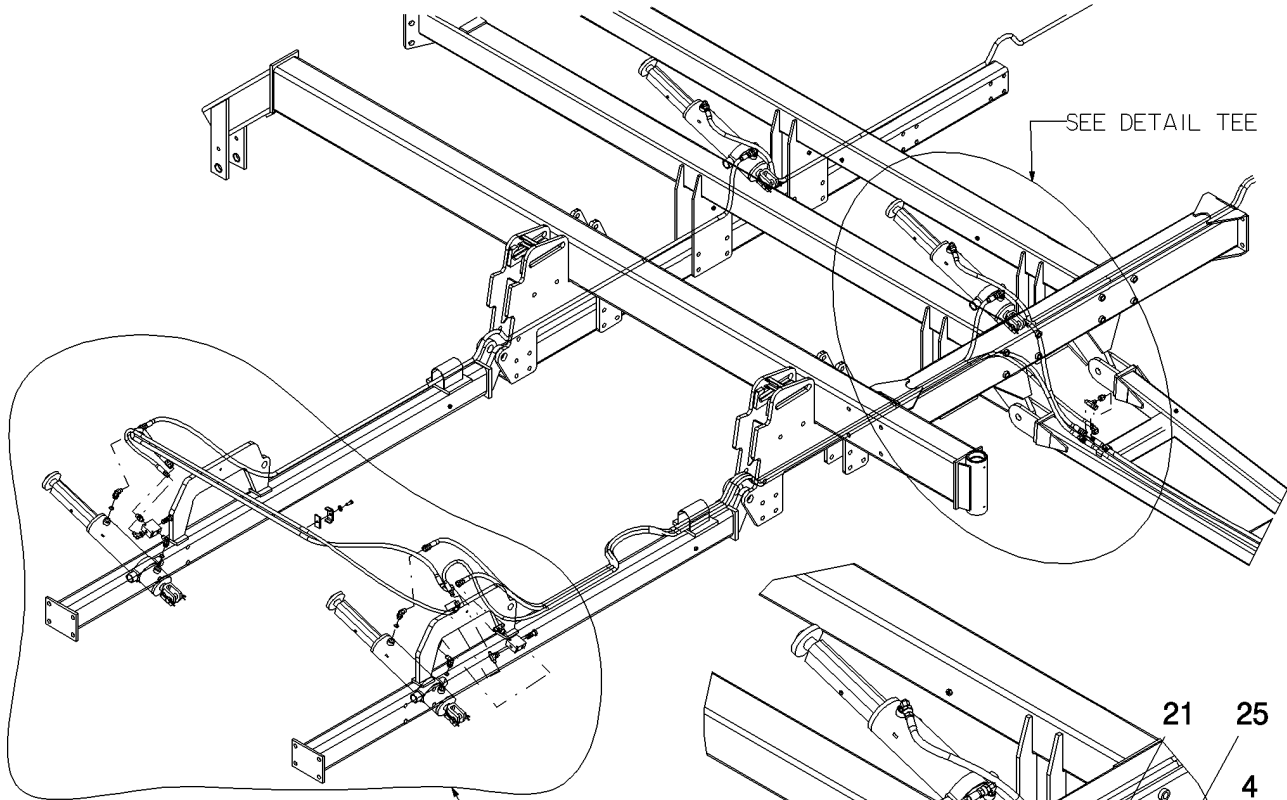
**SDX30**

2.011.1

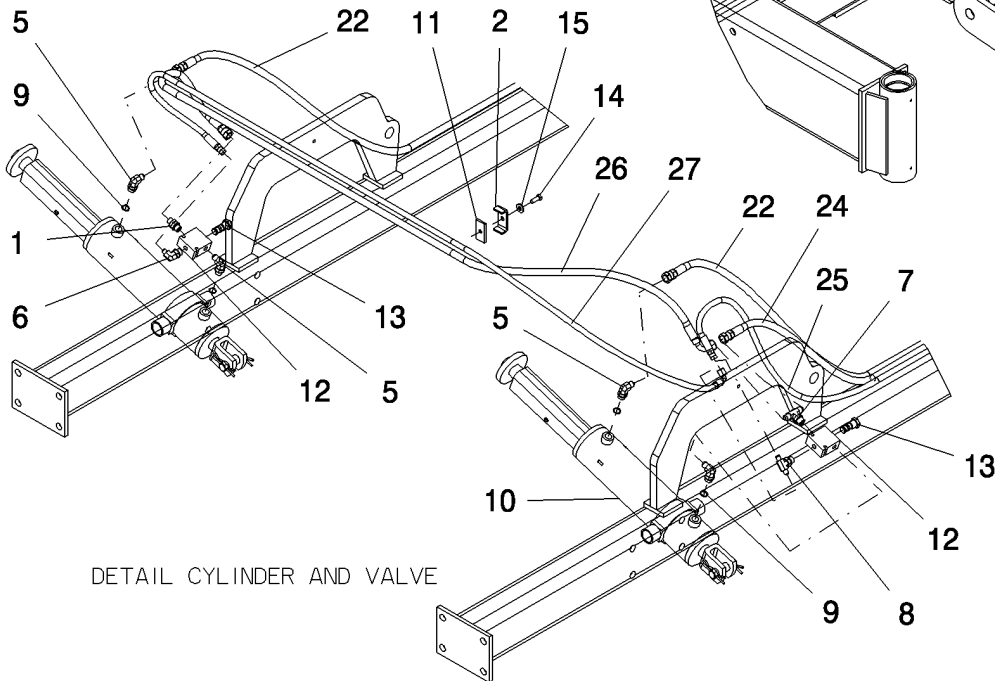
p1

12/08

SUBBAR HYDRAULICS (ASN CBJ0007001) (PART 1 OF 2)



SEE DETAIL CYLINDER AND VALVE



DETAIL CYLINDER AND VALVE

DETAIL TEE



## SUBBAR HYDRAULICS (ASN CBJ0007001) (PART 1 OF 2)

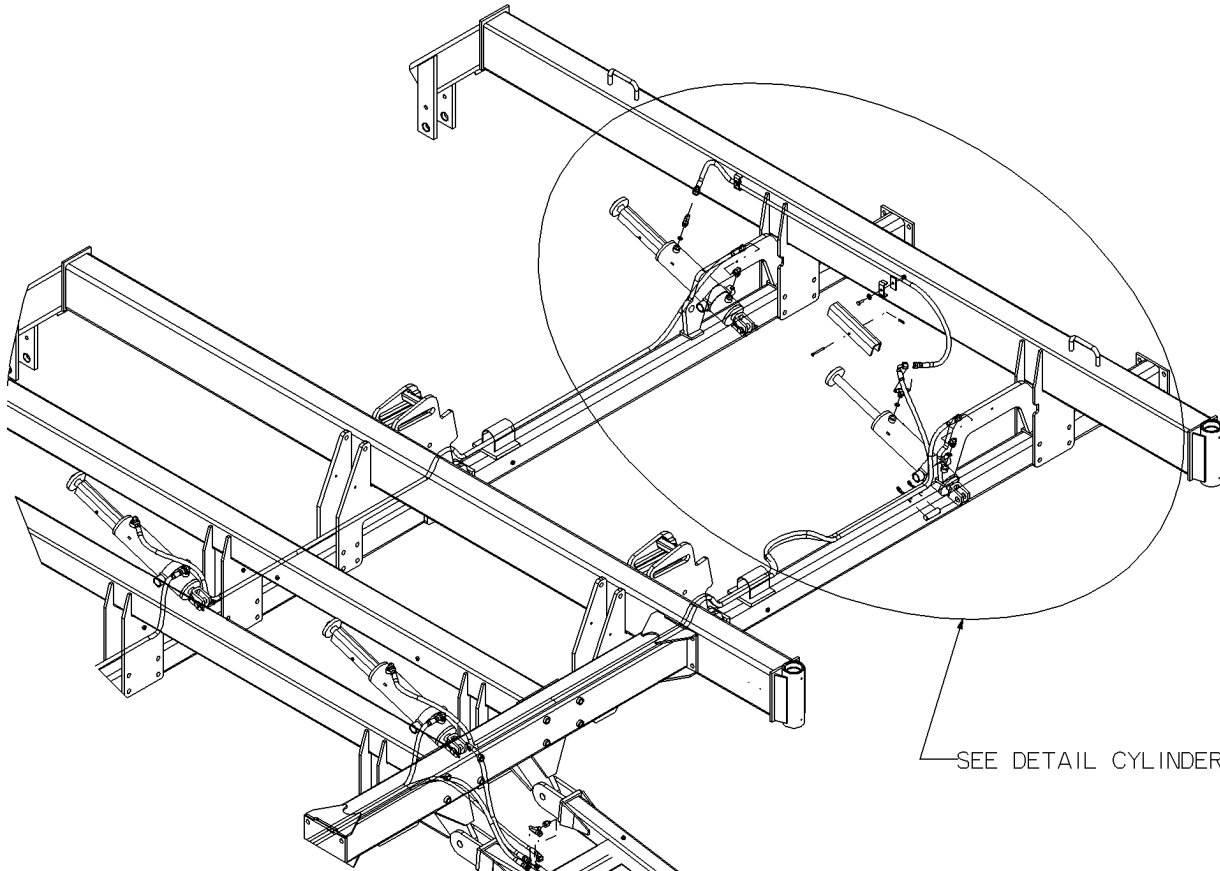
REF	FN	PART NUMBER	YR/SN	QTY	DESCRIPTION
1		1261010C1		1	FITTING, stl union 3/4" mb 3/4" mb straight
2		1024284		6	CLAMP, HOSE FORMED 2.88 X .94
3		86624135		1	REDUCER, 37°, 3/4"-16, Fem x 9/16"-18 Male
4		86511870		1	TEE, 37°, 3/4"-16 x 3/4"-16, Fem Sw Run
5		128830		11	ELBOW, 90°, 3/4"-16, 37° x 3/4"-16, O-Ring
6		76347		1	ELBOW, 90°, 9/16"-18, 37° x 3/4"-16, O-Ring
7		86513024		2	TEE, 3/4"-16, 37° x 3/4"-16, O-Ring Br
8		87331046		1	TEE, 9/16"-18, 37° x 3/4"-16, O-Ring Br
9		128825		12	O-RING, 8-1, 90 Duro, .644" ID x .087" Thk
10	1	306296A1	Before 11/04	6	HYDRAULIC CYLINDER, 4" x 12" ctd 3000 psi c/w 1 pin ctd
10	2	435893A1	Before 11/04	6	HYDRAULIC CYLINDER, 4" x 12" ctd 3000 psi
10		87406914	From 12/04	6	HYDRAULIC CYLINDER, 4" x 12" Monarch 3000 psi
11		350326A1		6	ISOLATOR, clamp, hose small
12		350552A1		2	VALVE, CHECK, block pilot operated
13		350554A1		2	VALVE, PILOT, cart hydraulic
14		88206		6	BOLT, Hex, 3/8"-16 x 1", G5, Full Thd
15		80702		6	WASHER, 3/8"
20		312934A1		2	HOSE, hyd 3/8" x 190" fl
21		312935A1		2	HOSE, hyd 3/8" x 189" fl
22		1032442		4	HOSE, hyd 3/8" x 168" fl
24		350558A1		1	HOSE, hydraulic 3/8" x 188"
25		350556A1		1	HOSE, hyd 1/4" x 188" fl
26		350559A1		1	HOSE, hyd 3/8" x 100" fl
27		350555A1		1	HOSE, hydraulic 1/4" x 100" fl
100		1013122		AR	STRAP, CABLE, 3/16" x 15 1/2" long, nylon

(1) Includes pin 350108A1 and two clips 350109A1

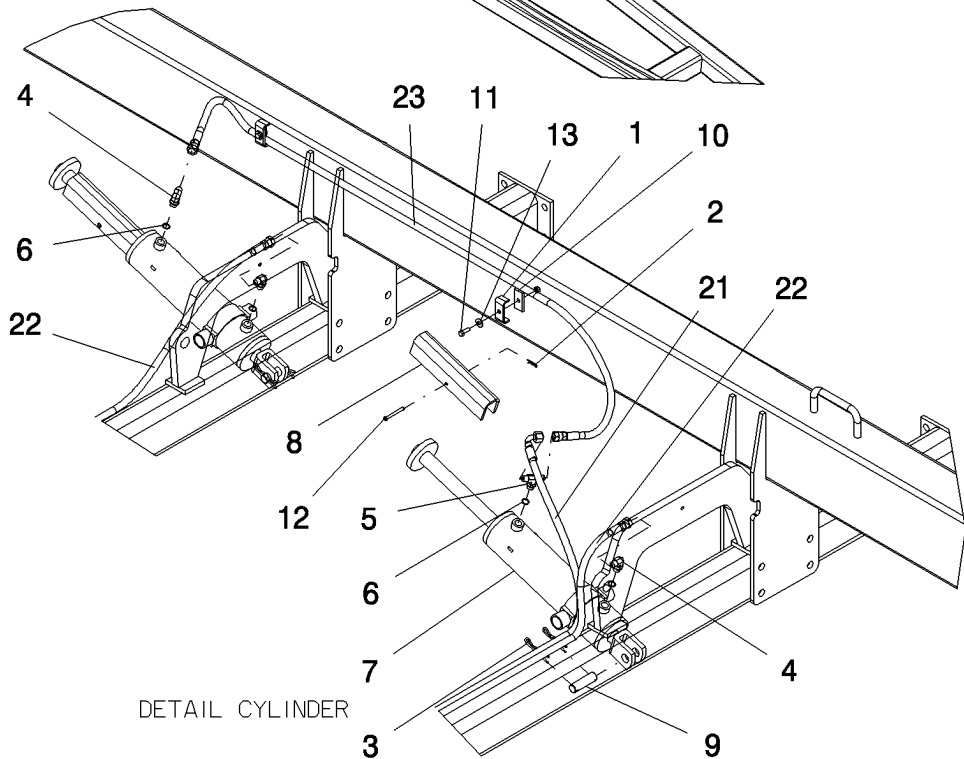
(2) No Pins Or Clips

**SDX30**

SUBBAR HYDRAULICS (ASN CBJ0007001) (PART 2 OF 2)



SEE DETAIL CYLINDER



DETAIL CYLINDER



## SUBBAR HYDRAULICS (ASN CBJ0007001) (PART 2 OF 2)

REF	FN	PART NUMBER	YR/SN	QTY	DESCRIPTION
1		1024284		6	CLAMP, HOSE FORMED 2.88 X .94
2		86624096		6	PIN, SPLIT (COTTER), Int, 3/16 x .080"
3		136-251		12	PIN, SPLIT (COTTER), Int, 7/16" x .177"
4		128830		11	ELBOW, 90°, 3/4"-16, 37° x 3/4"-16, O-Ring
5		86513024		2	TEE, 3/4"-16, 37° x 3/4"-16, O-Ring Br
6		128825		12	O-RING, 8-1, 90 Duro, .644" ID x .087" Thk
7	1	306296A1	Before 11/04	6	HYDRAULIC CYLINDER, 4" x 12" ctd 3000 psi c/w 1 pin ctd
7	2	435893A1	Before 11/04	6	HYDRAULIC CYLINDER, 4" x 12" ctd 3000 psi
7		87406914	From 12/04	6	HYDRAULIC CYLINDER, 4" x 12" Monarch 3000 psi
8		306298A1		6	STOP, cylinder
9		350108A1		6	PIN, cylinder - 1 x 2.41 ul
10		350326A1		6	ISOLATOR, clamp, hose small
11		88206		6	BOLT, Hex, 3/8"-16 x 1", G5, Full Thd
12		439-1544		6	PIN, HEADED, 5/16" x 2 3/4"
13		80702		6	WASHER, 3/8"
21		312935A1		2	HOSE, hyd 3/8" x 189" fl
22		1032442		4	HOSE, hyd 3/8" x 168" fl
23		312936A1		2	HOSE, hyd 3/8" x 100" fl
100		1013122		AR	STRAP, CABLE, 3/16" x 15 1/2" long, nylon

(1) Includes pin 350108A1 and two clips 350109A1

(2) No Pins Or Clips

**SDX30**

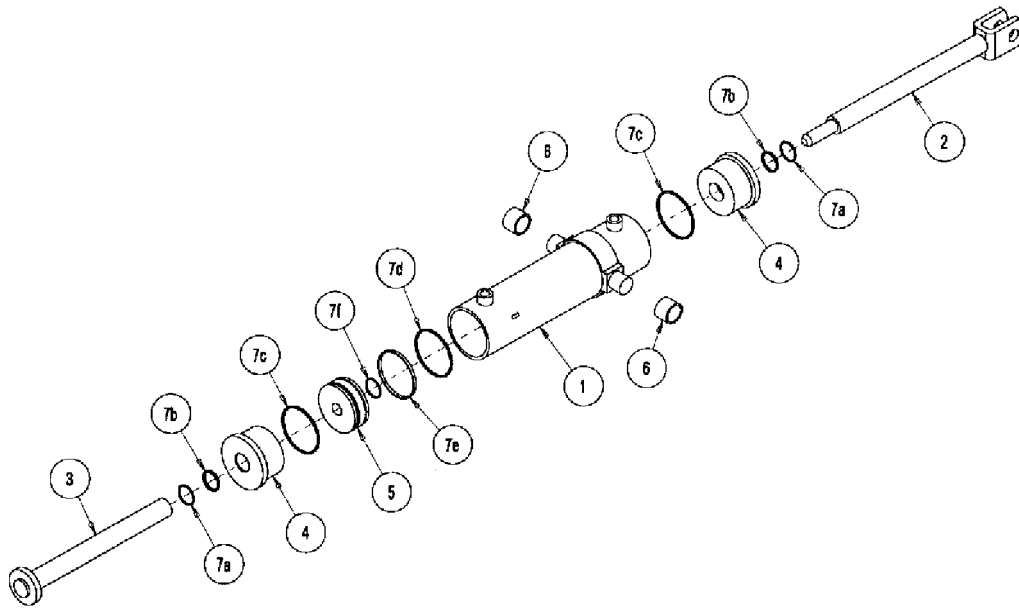


2.030.1

p1

12/08

SUBBAR CYLINDER ASSEMBLY, 435893A1, 4.00 INCH BORE X 12 INCH STROKE



5/11/08

## SUBBAR CYLINDER ASSEMBLY, 435893A1, 4.00 INCH BORE X 12 INCH STROKE

REF	FN	PART NUMBER	YR/SN	QTY	DESCRIPTION
0	1	306296A1	Before 11/04	6	HYDRAULIC CYLINDER, 4" x 12" ctd 3000 psi c/w 1 pin ctd
0	2	435893A1	Before 11/04	6	HYDRAULIC CYLINDER, 4" x 12" ctd 3000 psi
1		350107A1		1	BARREL, 4" x 12" CTD
2		350105A1		1	ROD, piston clevis
3		350106A1		1	ROD, piston collar
4		350103A1		2	PLATE, cylinder head
5		350104A1		1	PISTON, cylinder
6		350423A1		2	BUSHING, 1 1/2" id x 1 3/4" od x 1 1/4" lg
7		350102A1		1	KIT, SEALS, 4 x 12 cylinder CTD
7A		NSS		2	NOT SERVICED SEPARATELY, SEAL, Wiper
7B		NSS		2	NOT SERVICED SEPARATELY, SEAL, Rod
7C		NSS		2	NOT SERVICED SEPARATELY, O-RING
7D		NSS		1	NOT SERVICED SEPARATELY, O-RING
7E		NSS		1	NOT SERVICED SEPARATELY, RING, Wear
7F		NSS		1	NOT SERVICED SEPARATELY, O-RING

(1) Includes pin 350108A1 and two clips 350109A1

(2) No Pins Or Clips

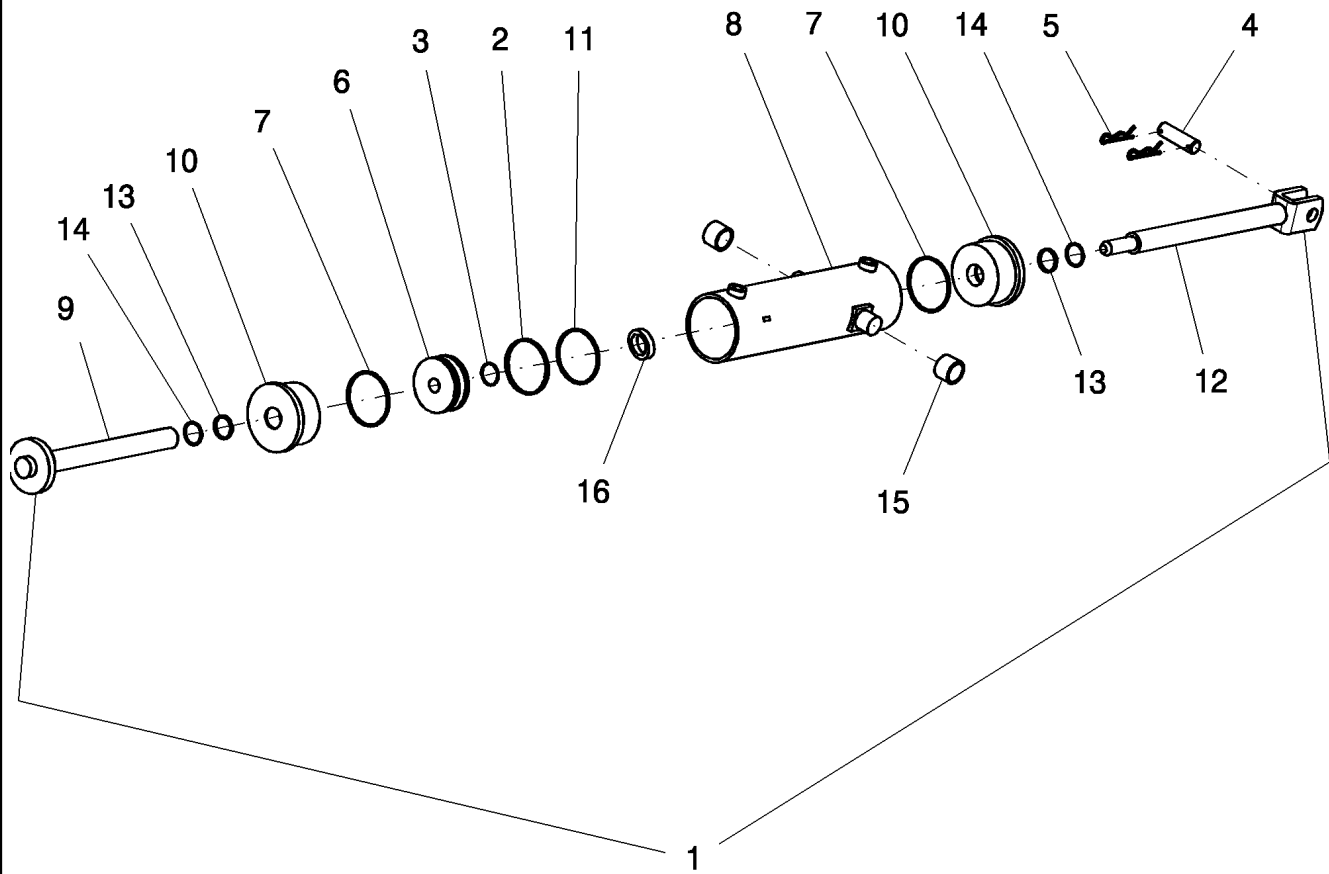
**SDX30**

2.031.1

p1

12/08

SUBBAR CYLINDER ASSEMBLY, 87406914, 4.00 INCH BORE X 12 INCH STROKE



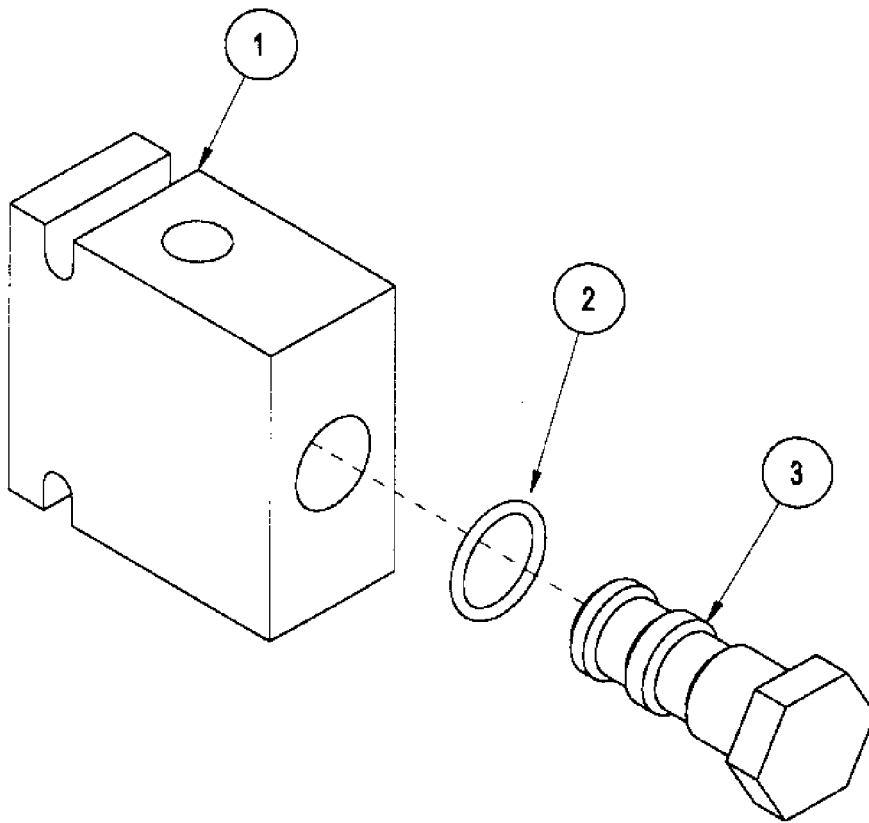
## SUBBAR CYLINDER ASSEMBLY, 87406914, 4.00 INCH BORE X 12 INCH STROKE

REF	FN	PART NUMBER	YR/SN	QTY	DESCRIPTION
1		87406914	From 12/04	1	HYDRAULIC CYLINDER, 4" x 12" Monarch 3000 psi
2	1	NSS		1	NOT SERVICED SEPARATELY, RING - WEAR
3	1	NSS		1	NOT SERVICED SEPARATELY, O-RING
4		350108A1		1	PIN, cylinder - 1 x 2.41 ul
5		350109A1		2	PIN, SPLIT (COTTER), hairpin, .177" x 3 1/4"
6		87448265		1	PISTON, cylinder 4" bore
7	1	NSS		2	NOT SERVICED SEPARATELY, O-RING
8		NSS		1	NOT SERVICED SEPARATELY, TUBE
9		87448262		1	ROD, PISTON, 1 1/2" nitrosteel
10		87448259		2	CYLINDER HEAD, front 4" bore
11	1	NSS		1	NOT SERVICED SEPARATELY, O-RING
12		87448261		1	ROD, PISTON, 1 1/2" nitrosteel
13	1	NSS		2	NOT SERVICED SEPARATELY, SEAL - ROD
14	1	NSS		2	NOT SERVICED SEPARATELY, SEAL - WIPER
15		NSS		2	NOT SERVICED SEPARATELY, BUSHING
16		87448263		1	STOP, tube for 1 1/2" rod
100		87434586		1	KIT, hyd cylinder seal service 4" Monarch 1 1/2" rod

(1) Included in seal kit 87434586

**SDX30**

PILOT OPERATED CHECK VALVE



poc

**2.040.1**

p1

12/08

**PILOT OPERATED CHECK VALVE**

<b>REF</b>	<b>FN</b>	<b>PART NUMBER</b>	<b>YR/SN</b>	<b>QTY</b>	<b>DESCRIPTION</b>
0		350552A1		2	VALVE, CHECK, block pilot operated
1		350553A1		1	VALVE BLOCK
2		350569A1		1	O-RING
3		350554A1		1	VALVE, PILOT, cart hydraulic

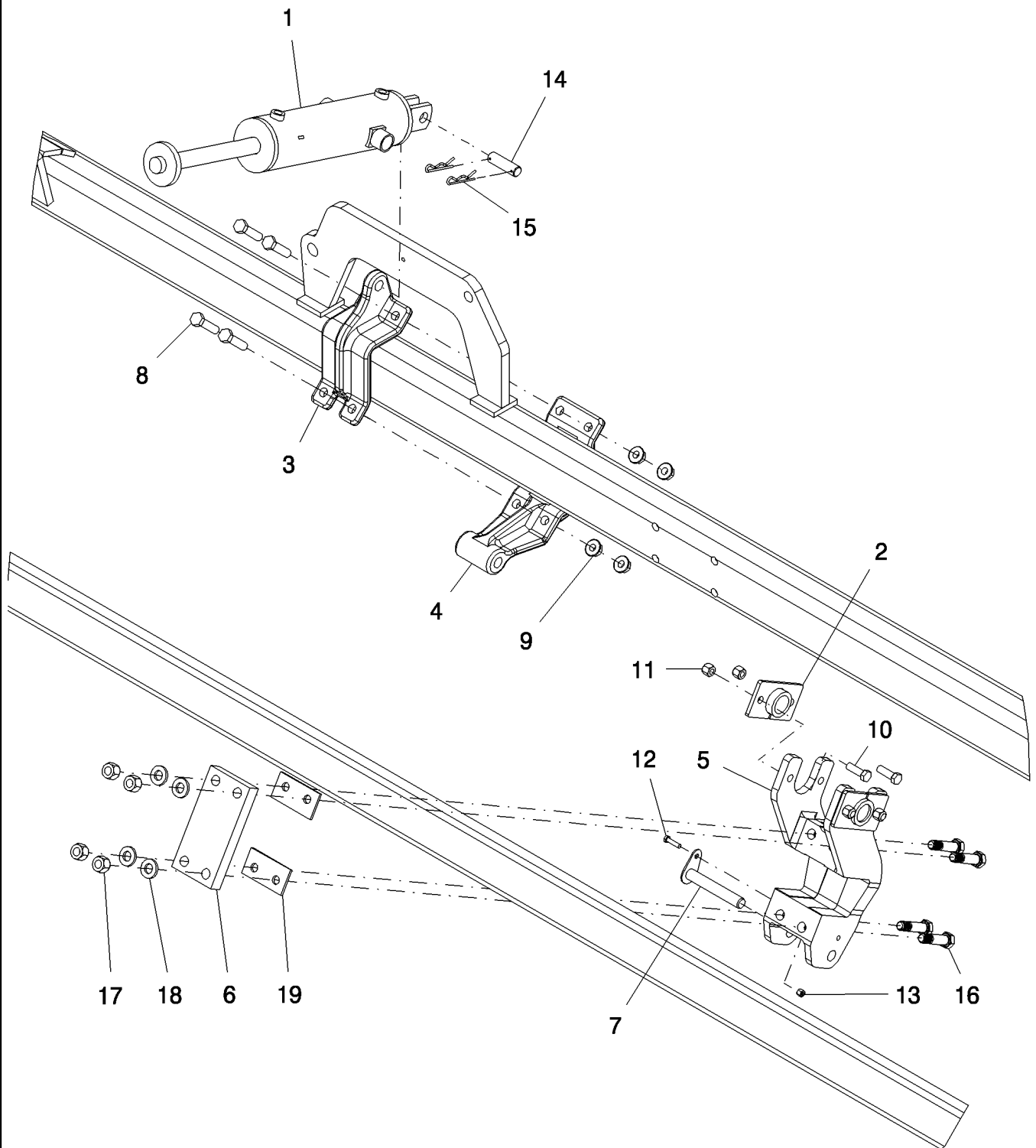
**SDX30**

2.050.1

p1

03/09

SUBBAR CYLINDER MOUNT ASSEMBLY



## SUBBAR CYLINDER MOUNT ASSEMBLY

REF	FN	PART NUMBER	YR/SN	QTY	DESCRIPTION
1	1	306296A1	Before 11/04	1	HYDRAULIC CYLINDER, 4" x 12" ctd 3000 psi c/w 1 pin ctd
1	2	435893A1	Before 11/04	1	HYDRAULIC CYLINDER, 4" x 12" ctd 3000 psi
1		87406914	From 12/04	1	HYDRAULIC CYLINDER, 4" x 12" Monarch 3000 psi
2		349390A1		2	RETAINER, cylinder trunion
3		306291A1		1	MOUNTING PARTS, cylinder
4		306290A1		1	MOUNTING PARTS, hinge
5		306295A2	BSN CBJ0007200	1	MOUNTING PARTS, cylinder
5		425653A1	ASN CBJ0007201	1	MOUNTING PARTS, cylinder
6		306289A1	BSN CBJ0007200	1	PLATE, bolting
6		425654A1	ASN CBJ0007201	1	PLATE, MOUNTING
7		349394A1		1	PIN, pivot
8		87337		4	BOLT, Hex, 3/4"-10 x 3", G5
9		231-53412		4	NUT, LOCK, Flg, 3/4"-10
10		86505999		4	BOLT, Hex, 5/8"-11 x 2", G5
11		85700693	BSN CKB0028188	4	NUT, LOCK, 5/8"-11, GC
11		86639566	ASN CBJ0007001	4	NUT, LOCK, 5/8"-11, GB
12		88044	BSN CKB0028188	1	BOLT, Hex, 3/8"-16 x 1 1/2", G5
12		88044	ASN CBJ0007001	1	BOLT, Hex, 3/8"-16 x 1 1/2", G5
13		86625064		1	NUT, LOCK, 3/8"-16, GB
14		350108A1		1	PIN, cylinder - 1 x 2.41 ul
15		350109A1		2	PIN, SPLIT (COTTER), hairpin, .177" x 3 1/4"
16		86508733		4	BOLT, Hex, 3/4"-10 x 3 1/2", G8
17		280375		4	NUT, LOCK, 3/4"-10, GC
18		87012439		4	WASHER, 29/32" x 1 3/4" x 1/4"
19		351620A1	BSN CKB0028188	2	SPACER

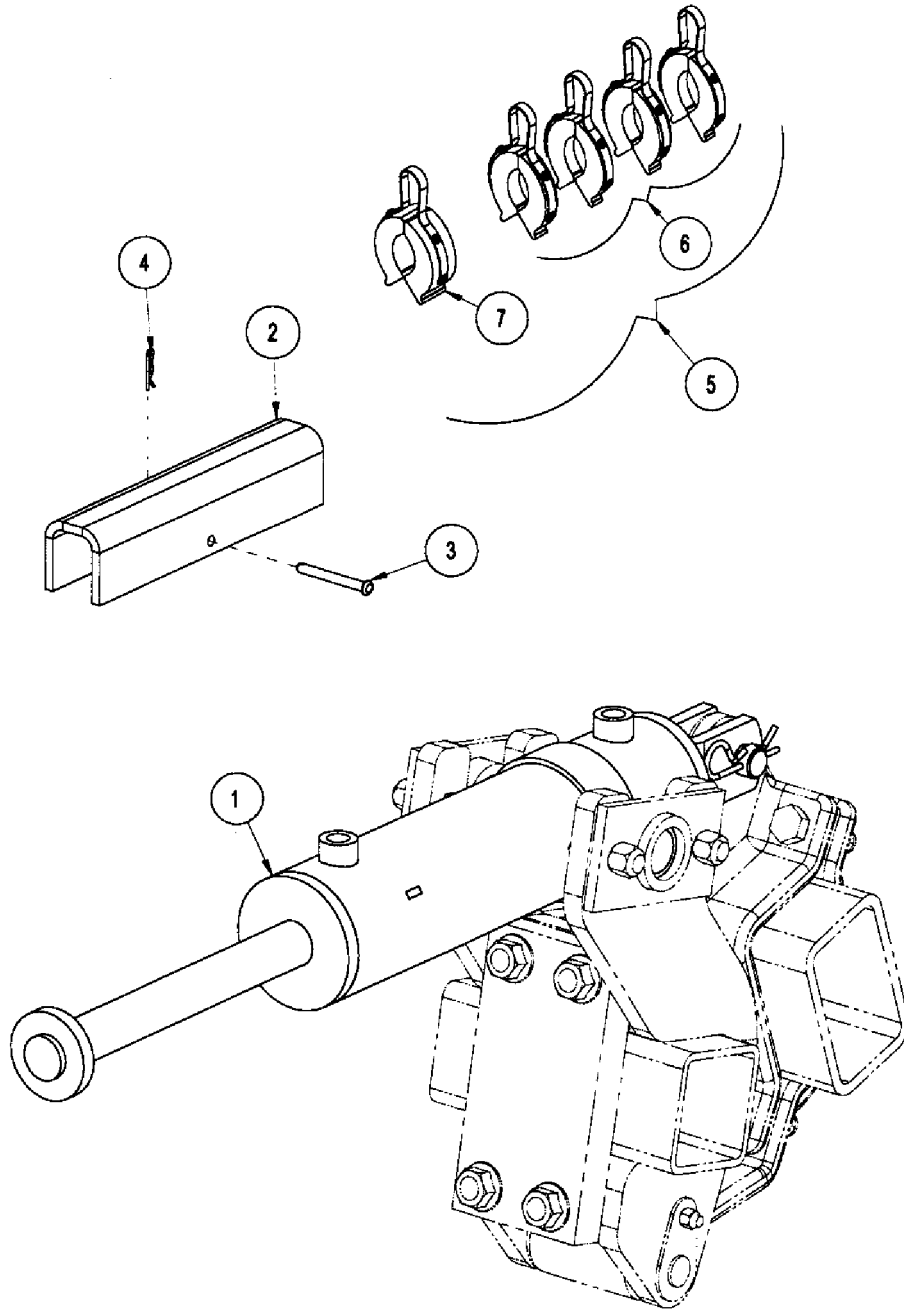
(1) Includes pin 350108A1 and two clips 350109A1

(2) No Pins Or Clips

**SDX30**



SUBBAR CYLINDER SAFETY LOCK



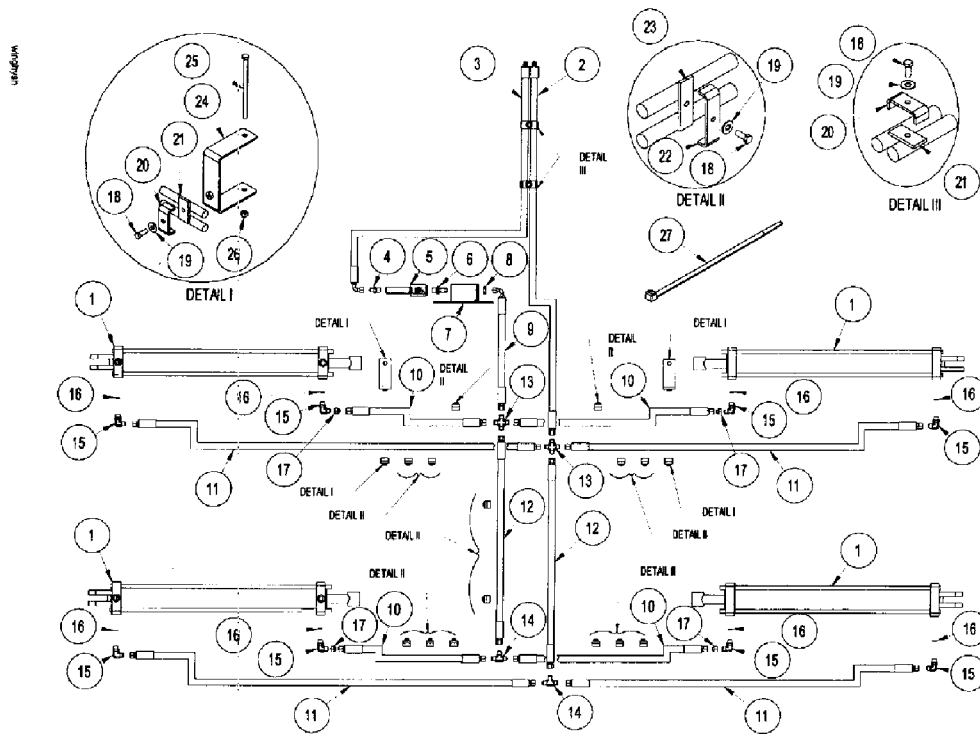
## SUBBAR CYLINDER SAFETY LOCK

REF	FN	PART NUMBER	YR/SN	QTY	DESCRIPTION
1	1	306296A1	Before 11/04	1	HYDRAULIC CYLINDER, 4" x 12" ctd 3000 psi c/w 1 pin ctd
1	2	435893A1	Before 11/04	1	HYDRAULIC CYLINDER, 4" x 12" ctd 3000 psi
1		87406914	From 12/04	1	HYDRAULIC CYLINDER, 4" x 12" Monarch 3000 psi
2		306298A1		1	STOP, cylinder
3		439-1544		1	PIN, HEADED, 5/16" x 2 3/4"
4		1978737C1		1	PIN, SPLIT (COTTER), hairpin 3 mm x 49 mm
5	3	306299A1		1	KIT, depth stop 1/2" and 1 1/4"
6		350704A1		4	STOP, depth 1/2" red
7		350702A1		1	STOP, depth 1 1/4" green

- (1) Includes pin 350108A1 and two clips 350109A1  
 (2) No Pins Or Clips  
 (3) Includes 350702A1 and four 350704A1

SDX30

WING LIFT HYDRAULIC SCHEMATIC (BSN CKB0028188)



## WING LIFT HYDRAULIC SCHEMATIC (BSN CKB0028188)

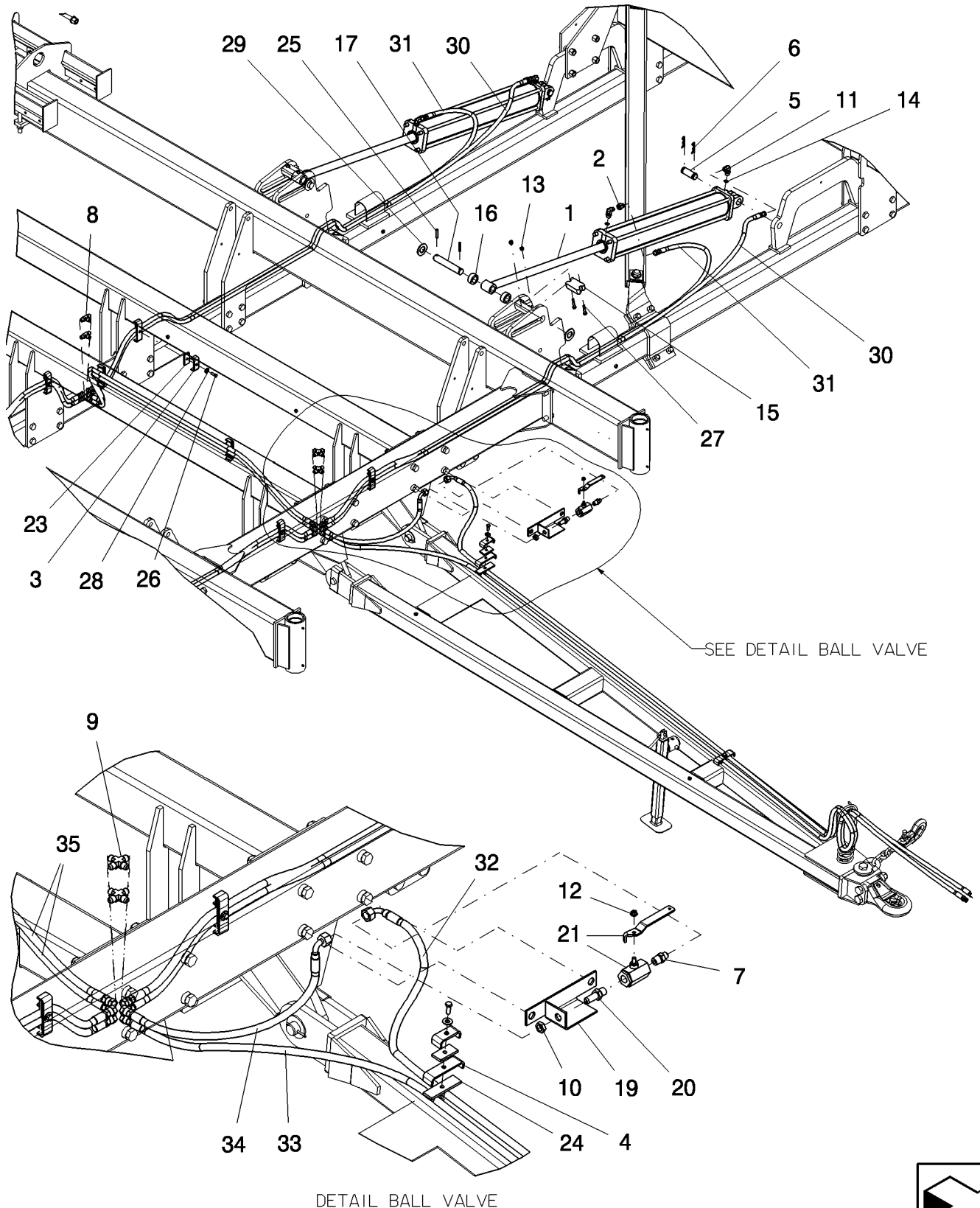
REF	FN	PART NUMBER	YR/SN	QTY	DESCRIPTION
1	1	350720A1	Before 10/02, BSN CBJ0008107	4	HYDRAULIC CYLINDER, kit 4" x 30" Iowa
1	2	87407430	From 11/02, ASN CBJ0008108	4	KIT, SEALS, hydraulic cylinder 4" x 30" Monarch
2		312939A1		1	HOSE, hydraulic 3/8" x 215" fl
3		312940A1		1	HOSE, hydraulic 3/8" x 200" fl
4		132341		1	CONNECTOR, HYD., 3/4"-16, 37° x 1/2"-14, NPTF
5		349403A1		1	VALVE, ball
6		350170A1		1	FITTING, steel 1/2" mp 1/2" mj bulkhead
7		349404A1		1	BRACKET, valve mount
8		524036		1	NUT, LOCK, Blkhd, 3/4"-16
9		350148A1		1	HOSE, hydraulic 3/8" x 26" fl
10		350149A1		4	HOSE, hydraulic 3/8" x 126" fl
11		350150A1		4	HOSE, hydraulic 3/8" x 144" fl
12		350151A1		2	HOSE, hydraulic 3/8" x 90" fl
13		86513043		2	CONNECTION, 4 WAY, 3/4"-16, 37°
14		128996		2	TEE, 3/4"-16, 37°
15		128830		8	ELBOW, 90°, 3/4"-16, 37° x 3/4"-16, O-Ring
16		128825		8	O-RING, 8-1, 90 Duro, .644" ID x .087" Thk
17		1019844		4	FITTING, steel restrictor 1/2" MJ 1/2" FJ .09" orifice
18		88206		18	BOLT, Hex, 3/8"-16 x 1", G5, Full Thd
19		80702		18	WASHER, 3/8"
20		1024284		16	CLAMP, HOSE FORMED 2.88 X .94
21		350326A1		16	ISOLATOR, clamp, hose small
22		1024285		2	CLAMP, hose large
23		350333A1		2	ISOLATOR, hose clamp large
24		312937A1		2	MOUNTING PARTS, hydraulic clamp
25		280284		2	BOLT, Hex, 3/8"-16 x 7", G5
26		86625064		2	NUT, LOCK, 3/8"-16, GB
27		1013122		AR	STRAP, CABLE, 3/16" x 15 1/2" long, nylon

(1) Includes 1016796, 1019844, 218-5106, 350401A1, 1015478 and 6-70060

(2) Includes 86991622, 1019844, 218-5106, 350401A1, 1015478 and 6-70060, 3612

**SDX30**

WING LIFT HYDRAULICS (ASN CBJ0007001)



## WING LIFT HYDRAULICS (ASN CBJ0007001)

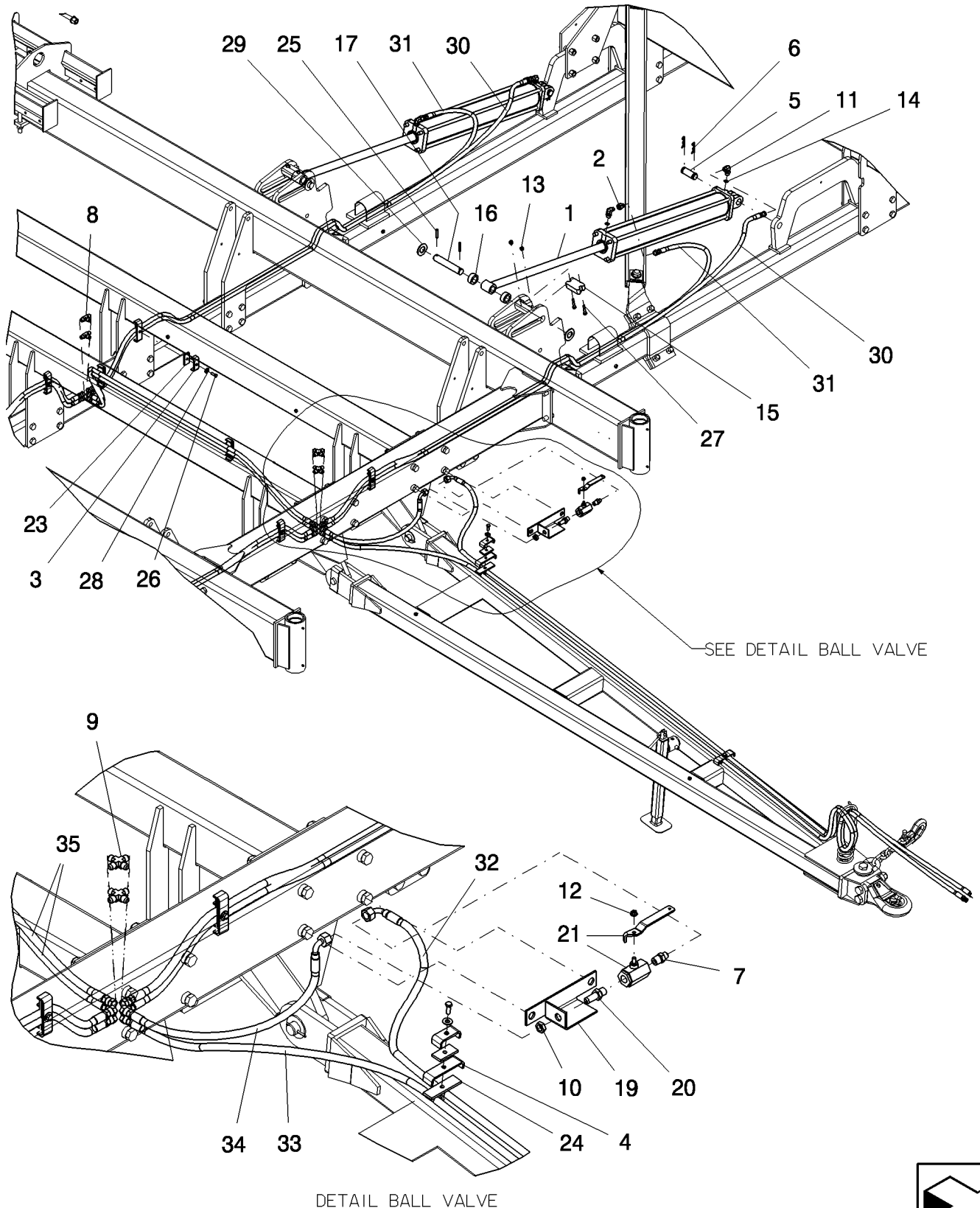
REF	FN	PART NUMBER	YR/SN	QTY	DESCRIPTION
1	1	350720A1	Before 10/02, BSN CBJ0008107	4	HYDRAULIC CYLINDER, kit 4" x 30" Iowa
1	2	87407430	From 11/02, ASN CBJ0008108	4	KIT, SEALS, hydraulic cylinder 4" x 30" Monarch
2		1019844		4	FITTING, steel restrictor 1/2" MJ 1/2" FJ .09" orifice
3		1024284		8	CLAMP, HOSE FORMED 2.88 X .94
4		1024285		8	CLAMP, hose large
5		1030839		4	PIN, cylinder 1-1/4" OD x 3" UL
6		1978737C1		8	PIN, SPLIT (COTTER), hairpin 3 mm x 49 mm
7		132341		1	CONNECTOR, HYD., 3/4"-16, 37° x 1/2"-14, NPTF
8		128996		2	TEE, 3/4"-16, 37°
9		86513043		2	CONNECTION, 4 WAY, 3/4"-16, 37°
10		524036		1	NUT, LOCK, Blkhd, 3/4"-16
11		128830		8	ELBOW, 90°, 3/4"-16, 37° x 3/4"-16, O-Ring
12		145458		1	NUT, Flg, USR, 5/16"-18
13		86509499		8	NUT, Jam, 3/8"-16, G2
14		128825		7	O-RING, 8-1, 90 Duro, .644" ID x .087" Thk
15		312986A1		4	CUSHION, cylinder rubber
16		312987A1		8	SPACER, 33 mm id x 50.8 mm od x 22 mm
17		312991A1		4	PIN, winglift
19		349404A1		1	BRACKET, valve mount
20		350170A1		1	FITTING, steel 1/2" mp 1/2" mj bulkhead
21		350171A1		1	VALVE, hydraulic ball 1/2" fp 3000 psi
23		350326A1		8	ISOLATOR, clamp, hose small
24		350333A1		8	ISOLATOR, hose clamp large
25		63172		8	PIN, ROLL, .312 x 2, Black, Heavy
26		88206		8	BOLT, Hex, 3/8"-16 x 1", G5, Full Thd
27		9706689		8	BOLT, Hex, 3/8"-16 x 1 3/4", G5
28		80702		8	WASHER, 3/8"
29		496-11131		10	WASHER, 1 5/16" x 2 1/2" x .150", HDN
30		350150A1		4	HOSE, hydraulic 3/8" x 144" fl
31		350149A1		4	HOSE, hydraulic 3/8" x 126" fl
32		312940A1		1	HOSE, hydraulic 3/8" x 200" fl

(1) Includes 1016796, 1019844, 218-5106, 350401A1, 1015478 and 6-70060

(2) Includes 86991622, 1019844, 218-5106, 350401A1, 1015478 and 6-70060, 3612

**SDX30**

WING LIFT HYDRAULICS (ASN CBJ0007001)



**2.071.1**

p2

12/08

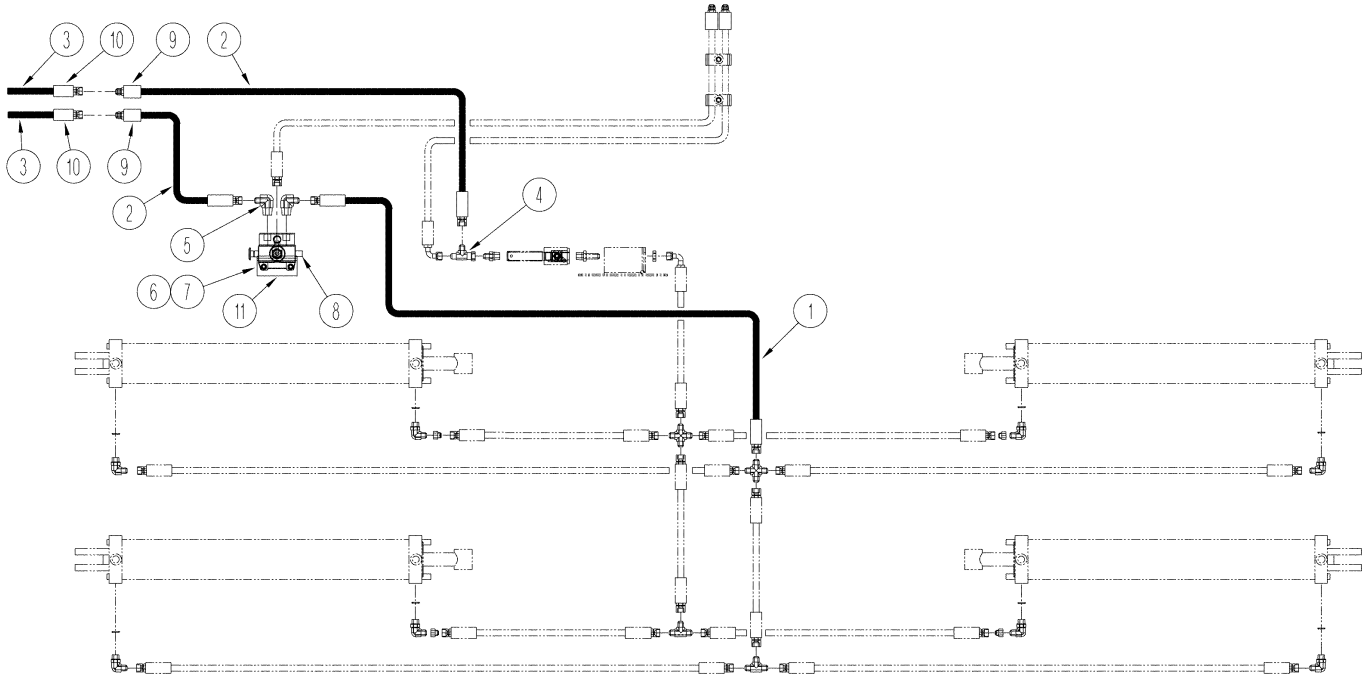
**WING LIFT HYDRAULICS (ASN CBJ0007001)**

REF	FN	PART NUMBER	YR/SN	QTY	DESCRIPTION
33		312939A1		1	HOSE, hydraulic 3/8" x 215" fl
34		350148A1		1	HOSE, hydraulic 3/8" x 26" fl
35		350151A1		2	HOSE, hydraulic 3/8" x 90" fl
100		1013122		AR	STRAP, CABLE, 3/16" x 15 1/2" long, nylon

**SDX30**



OPTIONAL DIESEL ENGINE HYDRAULIC KIT

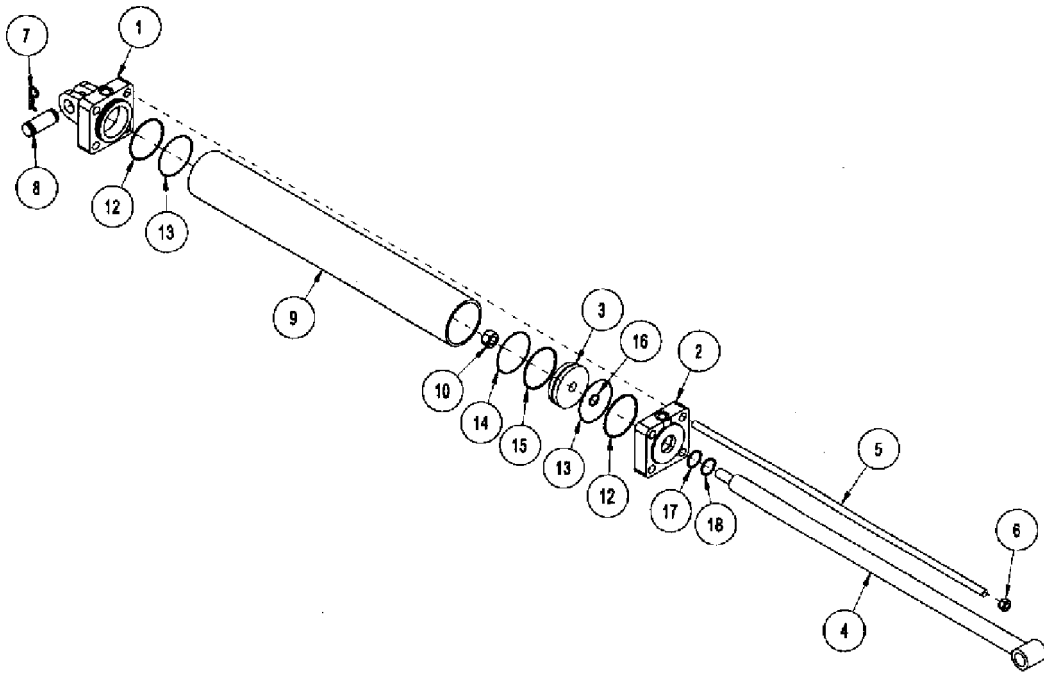


## OPTIONAL DIESEL ENGINE HYDRAULIC KIT

REF	FN	PART NUMBER	YR/SN	QTY	DESCRIPTION
1		1015221		1	HOSE, .50 x 040-8JICFSW, Both
2		1027049		2	HOSE ASSY., .500X504IN-12JICFSW/-8NPTM
3		1018373		2	HOSE ASSY., .500 X 220-8JICFSW/-8NPTM
4		86511870		1	TEE, 37°, 3/4"-16 x 3/4"-16, Fem Sw Run
5		218-1056		3	ELBOW, 90°, 3/4"-16, 37° x 3/4"-16, NPTF
6		88436		2	BOLT, Hex, 3/8"-16 x 2", G5
7		9628503		2	NUT, 3/8"-16, G5
8		1024240		1	VALVE, /A
8		700712911		1	KNOB
8		7735731		1	SEAL, KIT
9		1018131		2	FITTING, QK COU
10		1018128		2	FITTING, QK COU
11		1024344		1	PLATE, Mounting

SDX30

HYDRAULIC LIFT CYLINDER, 4 INCH BORE X 30 INCH STROKE, 350720A1 AND 1016796



## HYDRAULIC LIFT CYLINDER, 4 INCH BORE X 30 INCH STROKE, 350720A1 AND 1016796

REF	FN	PART NUMBER	YR/SN	QTY	DESCRIPTION
0	1	350720A1	Before 10/02, BSN CBJ0008107	4	HYDRAULIC CYLINDER, kit 4" x 30" IOWA
1		1282336C1		1	HEAD, cylinder clevis cap 4" IOWA
2		1282337C1		1	GLAND, 4" IOWA
3		149930C2		1	PISTON, cylinder, 4" bore, IOWA
4		1030412		1	SHAFT, cylinder 4" x30" IOWA
5		NSS		4	NOT SERVICED SEPARATELY, ROD, Tie
6		280374		4	NUT, 5/8"-11, G5
7		1030840		2	RETAINER, HAIRPIN CYLINDER PIN KEEPER
8		1030839		1	PIN, cylinder 1-1/4" OD x 3" UL
9		NSS		1	NOT SERVICED SEPARATELY, CASE, Cylinder
10		231-47114		1	NUT, LOCK, 7/8"-14, GB
11		79979C3		1	KIT, SEALS, cylinder repair
12		NSS		2	NOT SERVICED SEPARATELY, BACKUP
13		NSS		2	NOT SERVICED SEPARATELY, O-RING
14		NSS		1	NOT SERVICED SEPARATELY, SEAL, Piston
15		NSS		1	NOT SERVICED SEPARATELY, O-RING
16		NSS		1	NOT SERVICED SEPARATELY, O-RING
17		NSS		1	NOT SERVICED SEPARATELY, U-CUP
18		NSS		1	NOT SERVICED SEPARATELY, WIPER

(1) Includes 1016796, 1019844, 218-5106, 350401A1, 1015478 and 6-70060

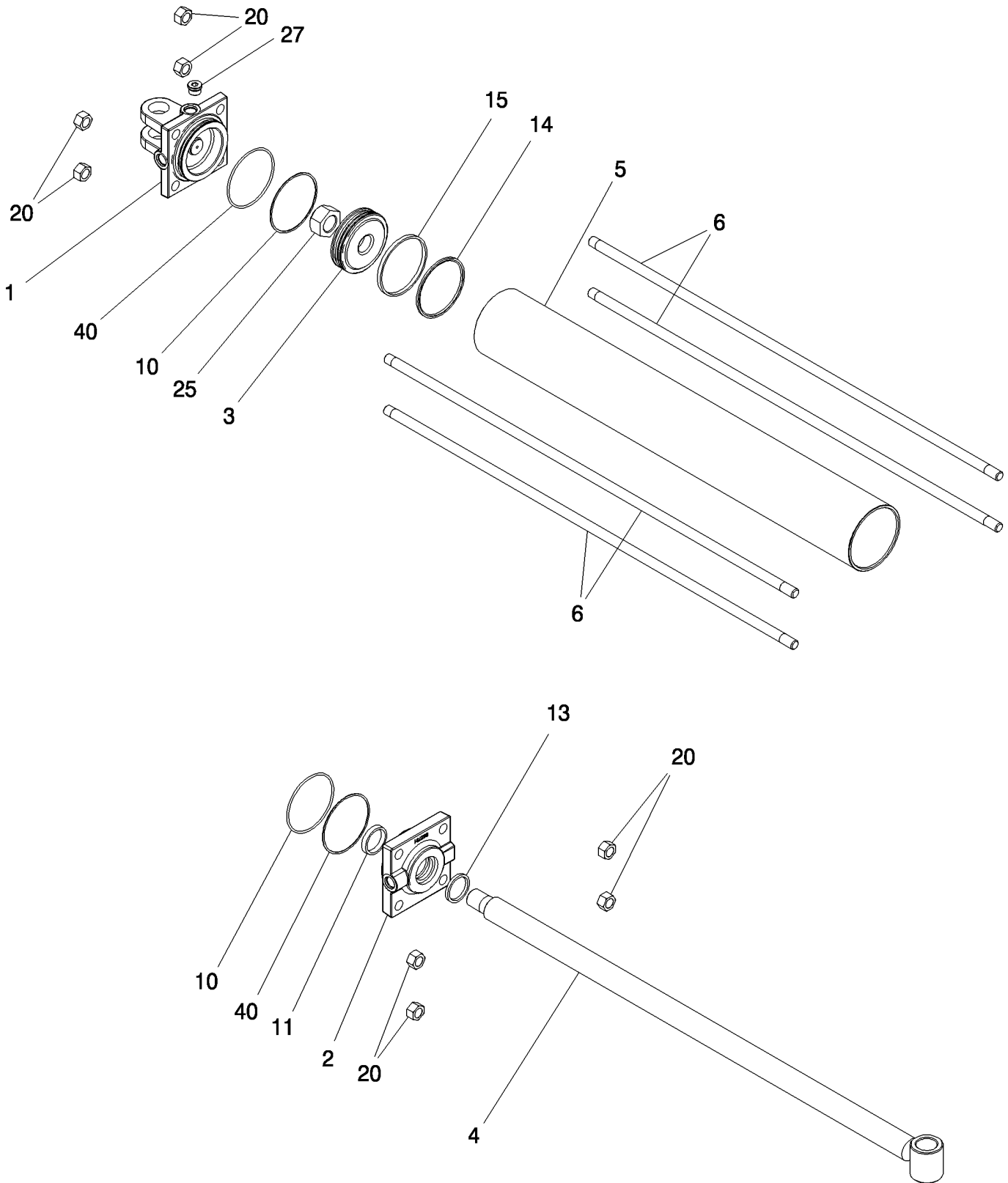
**SDX30**

2.091.1

p1

12/08

HYDRAULIC LIFT CYLINDER, 4 INCH BORE X 30 INCH STROKE, 86991622 AND 87407430



## HYDRAULIC LIFT CYLINDER, 4 INCH BORE X 30 INCH STROKE, 86991622 AND 87407430

REF	FN	PART NUMBER	YR/SN	QTY	DESCRIPTION
0	1	87407430	From 11/02, ASN CBJ0008108	1	KIT, SEALS, hydraulic cylinder 4" x 30" Monarch
0		87403962		1	KIT, SEALS, hyd cylinder, 4" Monarch with 1 1/2" rod
1		87409427		1	HEAD, cylinder base 4" bore
2		87409392		1	HEAD, cylinder front 4" bore x 1 1/2" rod
3		87409466		1	PISTON, cylinder, 4" bore Monarch #494730
4		87409450		1	ROD, PISTON, 1 1/2" nitrosteel
5		NSS		1	NOT SERVICED SEPARATELY, CYLINDER TUBE
6		87409484		4	BOLT, hydraulic cylinder tie
20		25-1110		8	NUT, 5/8"-18, G5
25		232-46318		1	NUT, LOCK, 1 1/8"-12, GC
27		71100209		1	PLUG, Hex Soc, 3/4"-16 ORB
100		1019844		1	FITTING, steel restrictor 1/2" MJ 1/2" FJ .09" orifice
100		128830		1	ELBOW, 90°, 3/4"-16, 37° x 3/4"-16, O-Ring
100		350401A1		1	DECAL, warning restrictors
100		1015478		1	DECAL, warning do not operate
100	2	6-70060		1	INSTRUCTION, hydraulic wing lift cylinder kit

(1) Includes 86991622, 3612, 1019844, 218-5106, 350401A1, 1015478 and 6-70060

(2) Not Shown

**SDX30**



## WING LIFT HYDRAULIC BALL VALVE ASSEMBLY

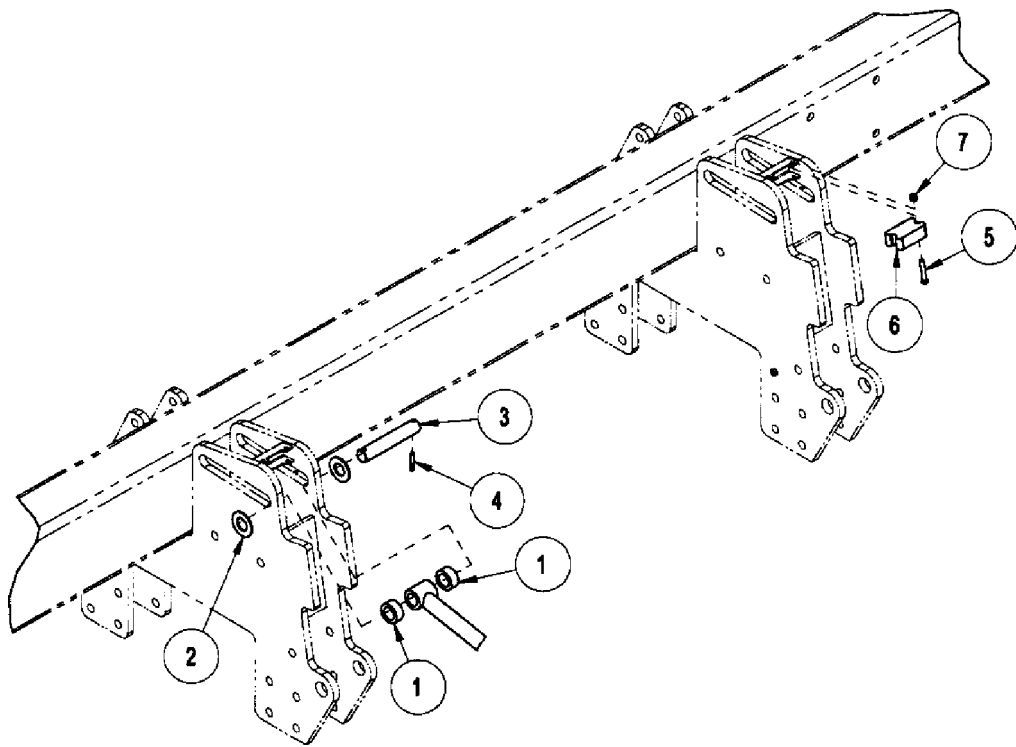
REF	FN	PART NUMBER	YR/SN	QTY	DESCRIPTION
1		349403A1		1	VALVE, ball
2		NSS		1	NOT SERVICED SEPARATELY, BODY
3		350172A1		2	KIT, SEAL
3A		NSS		1	NOT SERVICED SEPARATELY, SEAT, TFE
3B		NSS		1	NOT SERVICED SEPARATELY, SEAL, TFE Thrust Washer
3C		NSS		1	NOT SERVICED SEPARATELY, RING, TFE Stuffing Box
4		NSS		1	NOT SERVICED SEPARATELY, BALL
5		NSS		1	NOT SERVICED SEPARATELY, RETAINER
6		NSS		1	NOT SERVICED SEPARATELY, STEM
7		NSS		1	NOT SERVICED SEPARATELY, SCREW, Stem Gland
8		145458		1	NUT, Flg, USR, 5/16"-18
9	1	350203A1		1	HANDLE, Valve
10		60-6267T1		1	GRIP, handle vinyl 1" x 1 7/8" x 3 7/8" lg
11		NSS		1	NOT SERVICED SEPARATELY, HANDLE, Ball Valve

(1) Includes: 60-6267T1

**SDX30**



WING LIFT



winglift

**2.110.1**

p1

12/08

**WING LIFT**

REF	FN	PART NUMBER	YR/SN	QTY	DESCRIPTION
1		312987A1		8	SPACER, 33 mm id x 50.8 mm od x 22 mm
2		496-11131		8	WASHER, 1 5/16" x 2 1/2" x .150", HDN
3		312991A1		4	PIN, winglift
4		63172		8	PIN, ROLL, .312 x 2, Black, Heavy
5		88436		8	BOLT, Hex, 3/8"-16 x 2", G5
6		312986A1		4	CUSHION, cylinder rubber
7		232-1446		8	NUT, LOCK, 3/8"-16, GC

**SDX30**



---

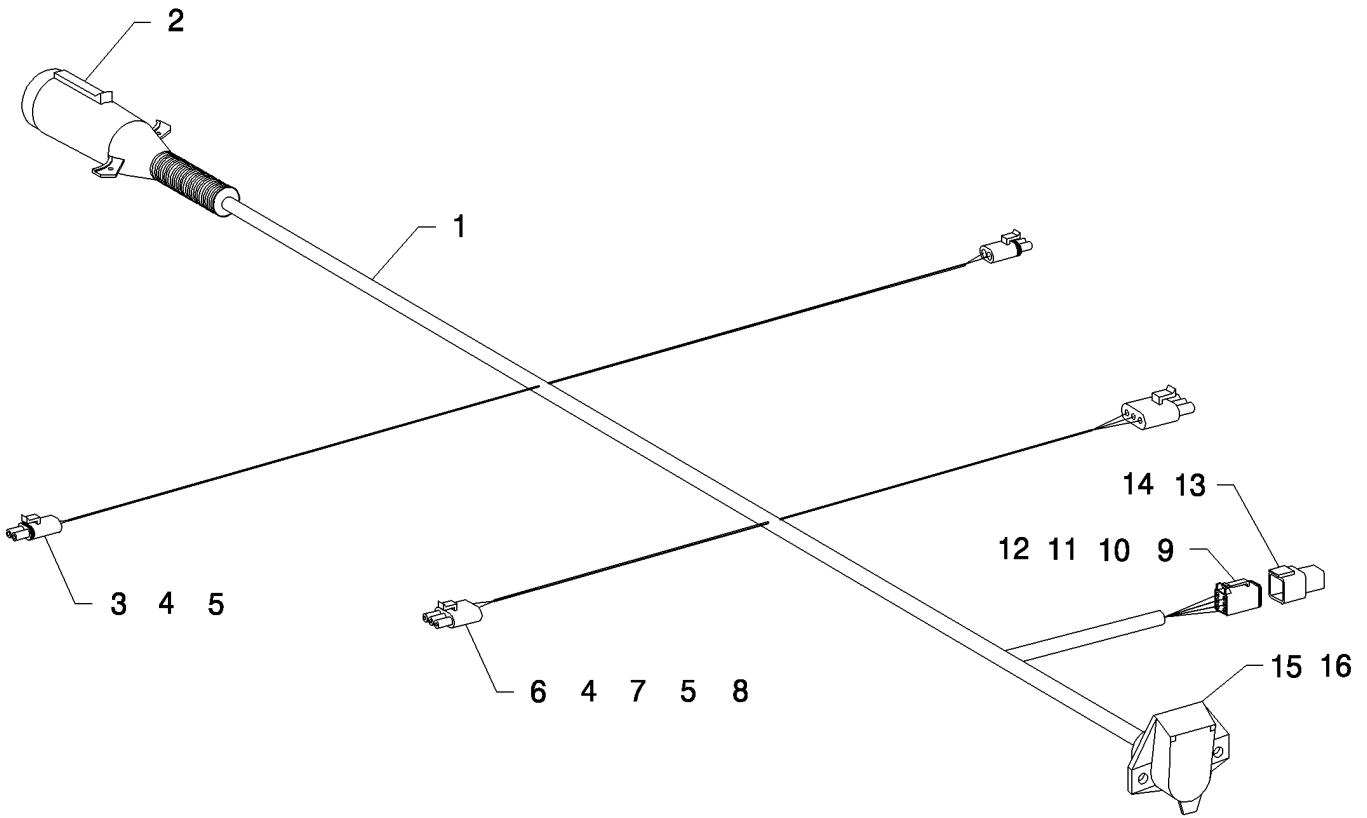
## SECTION INDEX

### Electrical/Electronics

---

3.010.1	LIGHTING HARNESS
3.020.1	SEED TOOL HARNESS
3.030.1	FLOW REMOTE MODULE AND MOUNTING
3.040.1	WARNING LIGHT ASSEMBLY 87564157

LIGHTING HARNESS



## LIGHTING HARNESS

REF	FN	PART NUMBER	YR/SN	QTY	DESCRIPTION
1		412917A1		1	HARNESS, seedtool lighting 31'
2	1	412765A1		1	CONNECTOR, ELEC, metal 7c plug c/w cable protector
3		245482C1		2	CONNECTOR, ELEC, plastic 2c plug
4		225122C1		6	CONTACT, socket 14-16awg
5		225125C1		6	CONNECTOR, ELEC, seal 14-16awg
6		245484C1		2	CONNECTOR, ELEC, plastic 3c plug
7		225123C1		4	CONTACT, socket 18-20awg
8		225124C1		4	TERMINAL CONNECTOR, seal grn 2.8-2 omm
11		225349C1		1	CONTACT, 16-18awg
9		51200043		1	CONNECTOR, ELEC, plastic 6c plug
10		51200044		1	LOCK, STOP, 6c plug
12		225404C1		5	CONTACT, socket 14-16awg
13		425282A1		1	CONNECTOR, ELEC, plastic 6c receptacle
14		453133C1		6	PLUG, connector cavity white plastic
15		412766A1		1	CONNECTOR, ELEC, metal 7c receptacle
16		481849C1		1	COVER, PROTECTIVE, rubber boot

(1) Includes 481849C1

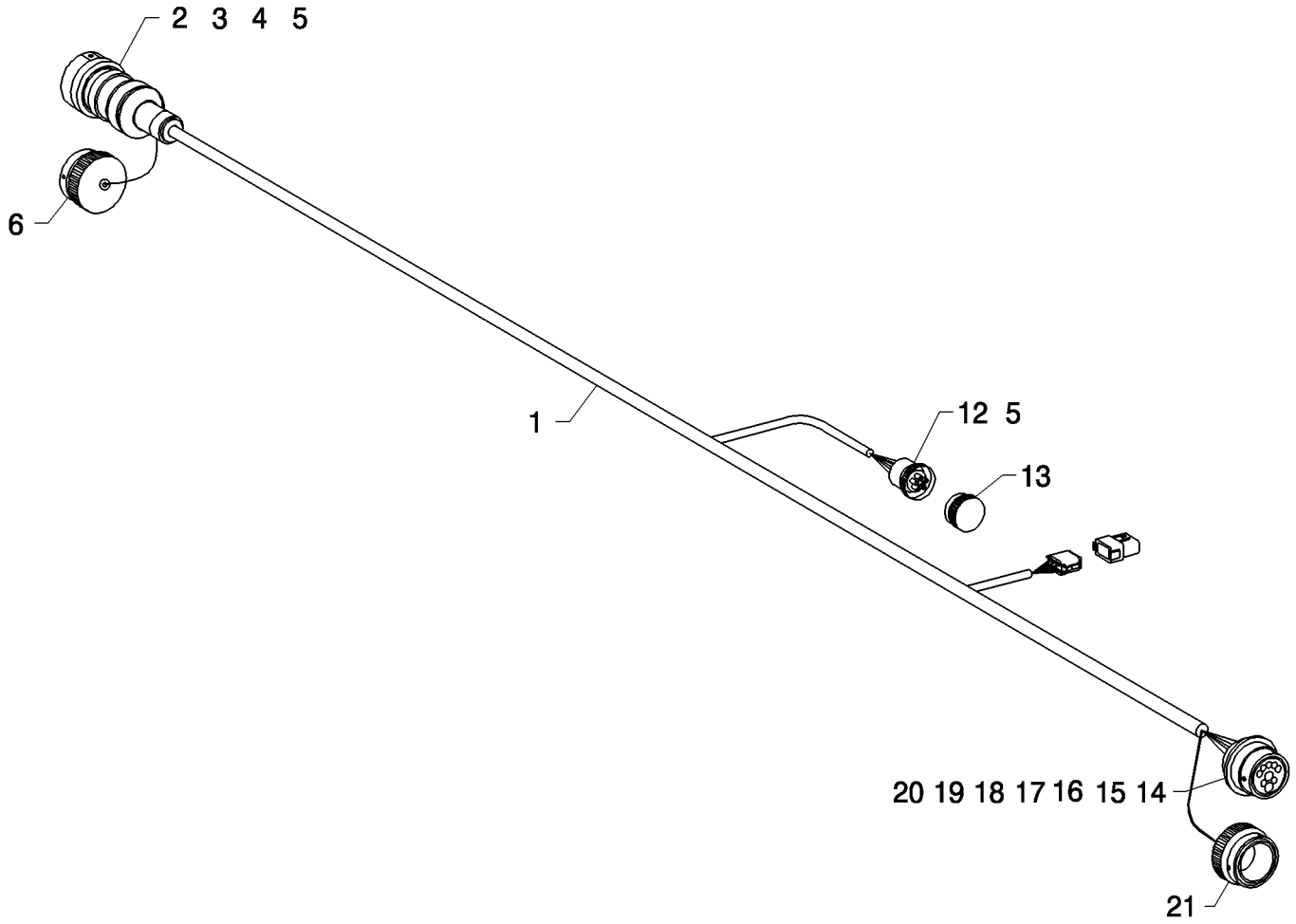
**SDX30**

3.020.1

p1

01/09

SEED TOOL HARNESS



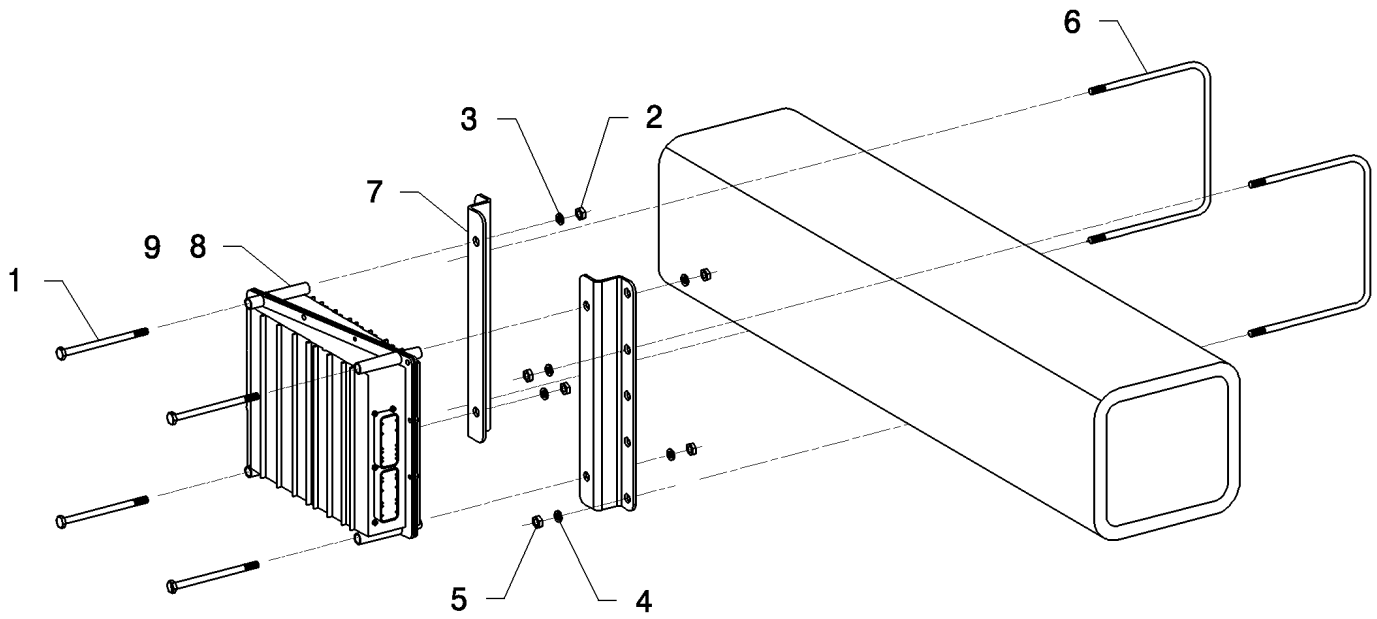
## SEED TOOL HARNESS

REF	FN	PART NUMBER	YR/SN	QTY	DESCRIPTION
1		419980A1		1	HARNESS, seed tool 31'
2		279043A1		1	CONNECTOR, ELEC, metal 9c plug
3		13950		2	SOCKET, 8-10awg
4		500398C1		2	SOCKET, 12-14awg
6		245043C1		1	CAP, dust 23 con rcp Deutsch
12		425050A1		1	CONNECTOR, ELEC, plastic 6c plug
13		14045		1	DUST CAP, 6 cond rcp Deutsch
14		352506A1		1	CONNECTOR, ELEC, metal 9c receptacle
5		225349C1		10	CONTACT, 16-18awg
15		51200012		1	WASHER, LOCK, split 1 3/4" id x 3/32" tk
16		459329C1		1	NUT, 1 11/16"-18 aluminum 3/16" thick
17		280384A1		2	PIN, ELECT TERMINAL, 8-10awg
18		280386A1		2	CONTACT, 12-14awg
19		225348C1		4	CONTACT, pin 16-18awg
20		453133C1		1	PLUG, connector cavity white plastic
21		245041C1		1	CAP, dust 23 cond plug Deutsch

SDX30



FLOW REMOTE MODULE AND MOUNTING

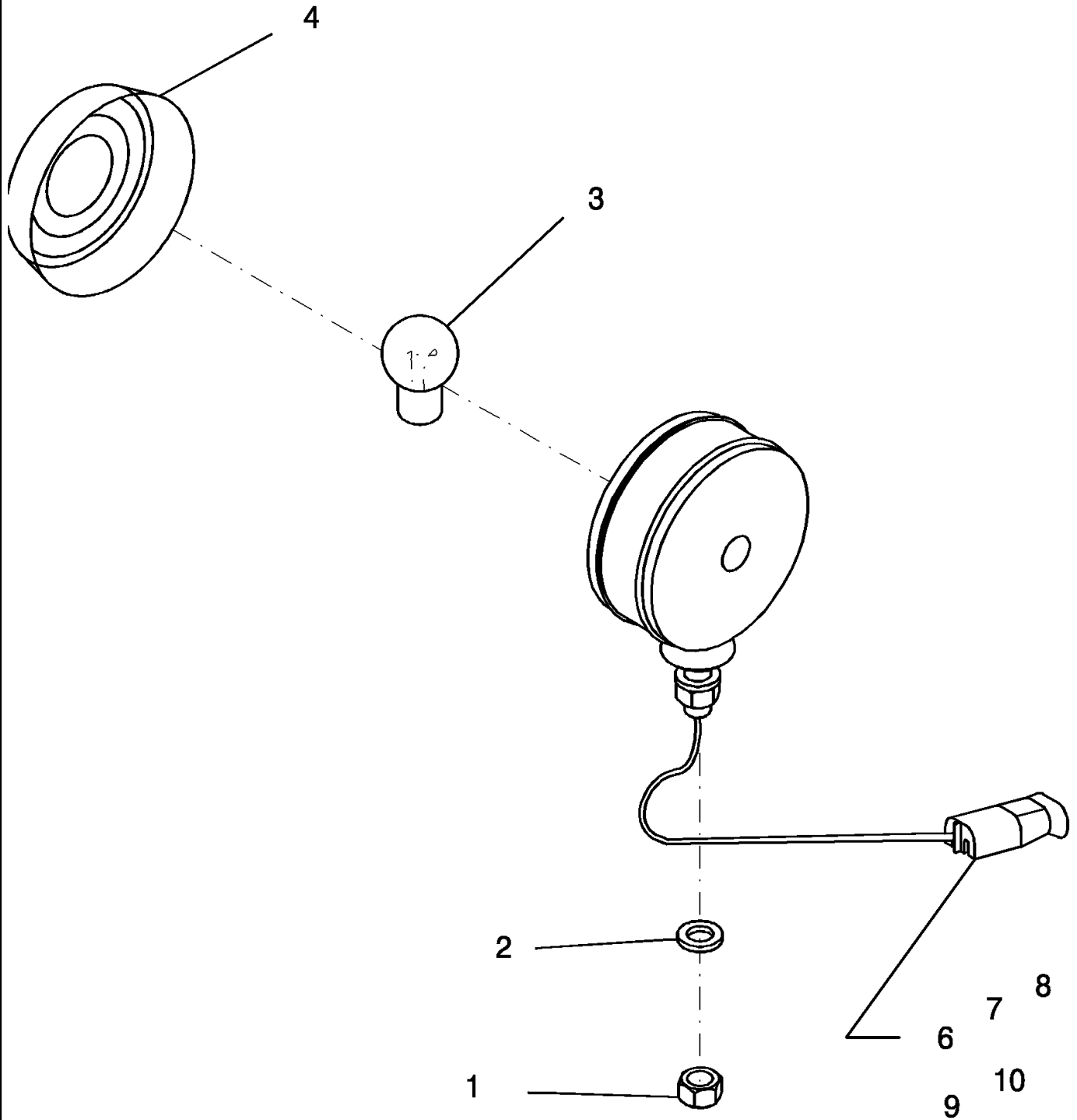


## FLOW REMOTE MODULE AND MOUNTING

REF	FN	PART NUMBER	YR/SN	QTY	DESCRIPTION
1		280492		4	BOLT, Hex, 1/4"-20 x 3 1/2", G5
2		7770		4	NUT, 1/4"-20, G5
3		80682		4	WASHER, LOCK, 1/4"
4		10516674		4	WASHER, LOCK, M8
5		9635082		4	NUT, 5/16"-18, G5
6		87416235		2	U-BOLT, us 5/16"-18 x 6 1/8" w x 6 3/4" d GR2 3/4" thread
7		87415392		2	BRACKET, FlexControl remote mount
8		15762		1	ELECTRONIC UNIT, CONTROL, flow optical
9		86983903		1	MODULE, flow gateway remote optical sensor

**SDX30**

WARNING LIGHT ASSEMBLY 87564157



**3.040.1**

p1

05/08

**WARNING LIGHT ASSEMBLY 87564157**

REF	FN	PART NUMBER	YR/SN	QTY	DESCRIPTION
0		87564157		1	LIGHT, WARNING, assembly amber
1		280431		1	NUT, 1/2"-13, G5
2		80679		1	WASHER, LOCK, 1/2"
3		529068		1	BULB, #1156, 12V
4		432601A1		1	LENS, amber acrylic
6		245483C1		1	CONNECTOR, ELEC, plastic 2c receptacle
7		225119C1		2	PIN, ELECT TERMINAL, 14-16awg
8		225120C1		3	CONTACT, 18-20awg
9		225125C1		5	CONNECTOR, ELEC, seal 14-16awg
10		225124C1		5	TERMINAL CONNECTOR, seal grn 2.8-2 omm

**SDX30**



---

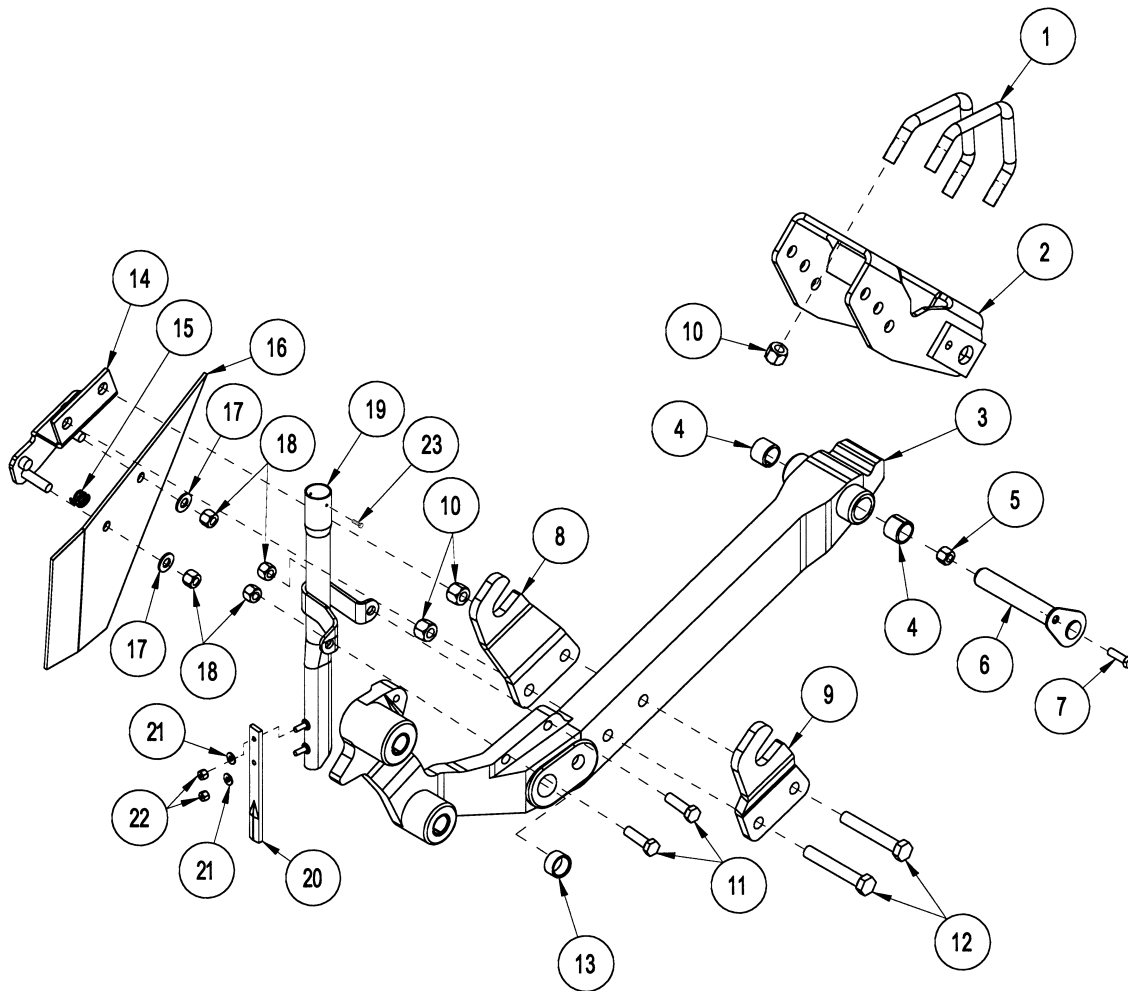
## SECTION INDEX

### Miscellaneous

---

4.010.1	SEED TUBE, SCRAPER, ARM, AND MOUNT (BSN CBJ0007174 AND BSN CKB0028188)
4.011.1	SEED TUBE, SCRAPER, ARM, AND MOUNT (BTW CBJ0007175 AND CBJ0007184)
4.012.1	SEED TUBE, SCRAPER, ARM, AND MOUNT (ASN CBJ0007185)
4.020.1	GAUGE WHEEL ASSEMBLY (BSN CBJ0007174 AND BSN CKB0028188)
4.021.1	GAUGE WHEEL ASSEMBLY (ASN CBJ0007175)
4.030.1	GAUGE WHEEL ARM ASSEMBLY (BSN CBJ0007174 AND BSN CKB0028188)
4.031.1	GAUGE WHEEL ARM ASSEMBLY (BTW CBJ0007175 AND CBJ0007197)
4.032.1	GAUGE WHEEL ARM ASSEMBLY (BTW CBJ0007201 AND CBJ0007519)
4.033.1	GAUGE WHEEL ARM ASSEMBLY (ASN CBJ0007520)
4.040.1	PACKER WHEEL 87695406 ASSEMBLY
4.041.1	WHEEL 4 1/2" X 16" - 87604747 ASSEMBLY
4.050.1	SEED LOCK WHEEL ARM ASSEMBLY (BSN CBJ0007174 AND BSN CKB0028188)
4.051.1	SEED LOCK WHEEL ARM ASSEMBLY (ASN CBJ0007175)
4.060.1	SPINDLE, DISC, AND HUB ASSEMBLY (BSN CBJ0007174 AND BSN CKB0028188)
4.061.1	SPINDLE, DISC, AND HUB ASSEMBLY (BTW CBJ0007175 AND CBJ0007197)
4.062.1	SPINDLE, DISC, AND HUB ASSEMBLY (ASN CBJ0007201)
4.070.1	SPRING ASSEMBLY (BSN CBJ0007174 AND BSN CKB0028188)
4.071.1	SPRING ASSEMBLY (ASN CBJ0007175)
4.080.1	PACKER WHEEL ARM ASSEMBLY
4.090.1	DEPTH HANDLE UPDATE

SEED TUBE, SCRAPER, ARM, AND MOUNT (BSN CBJ0007174 AND BSN CKB0028188)



## SEED TUBE, SCRAPER, ARM, AND MOUNT (BSN CBJ0007174 AND BSN CKB0028188)

REF	FN	PART NUMBER	YR/SN	QTY	DESCRIPTION
1		306071A1		2	BOLT, V .625 X 4 UNC GR5 YZD 5.44 WIDE, 1.25 LG THREAD
2		328011A1		1	MOUNTING PARTS, single disc
3		306133A1		1	ARM, mount LH
3		306228A1		1	ARM, mount RH
4		64601C1		6	BUSHING, tension 1 1/4" x 1" x 1" long
5		86625064		1	NUT, LOCK, 3/8"-16, GB
6		349394A1		1	PIN, pivot
7		88044		1	BOLT, Hex, 3/8"-16 x 1 1/2", G5
8		306244A1		1	BRACKET, spring pivot LH
9		306219A1		1	BRACKET, spring pivot RH
10		85700693		2	NUT, LOCK, 5/8"-11, GC
11		9707516		2	SCREW, Hex, 1/2"-13 x 1 3/4", G5
12		86977740		2	BOLT, Hex, 5/8"-11 x 4", G5
13		87500592		2	BUSHING, composite 1 1/4" x 1" x 3/4"
14		306208A1		1	BRACKET, scraper LH
14		306235A1		1	BRACKET, assy scraper RH
15		306242A1		1	SPRING, compression 2.49 mm wire x 21.59 mm od
16		350347A1		1	SCRAPER, blade LH
16	1	350348A1		1	SCRAPER, blade RH
17		87364		2	WASHER, 1/2", SAE
18		87530607		4	NUT, 1/2"-13, GB
19		306084A1		1	TUBE, seed LH
19	1	306085A1		1	TUBE, seed RH
20		306122A1		1	ACCESSORIES, uhmw tab 3/4" x 7" with holes
21		87361		2	WASHER, 1/4", SAE
22		86625061		2	NUT, LOCK, 1/4"-20, GB
23		9426646			SCREW, SELF TAPPING, Hex Wash Hd, #6 x 1/4"

(1) Shown

**SDX30**

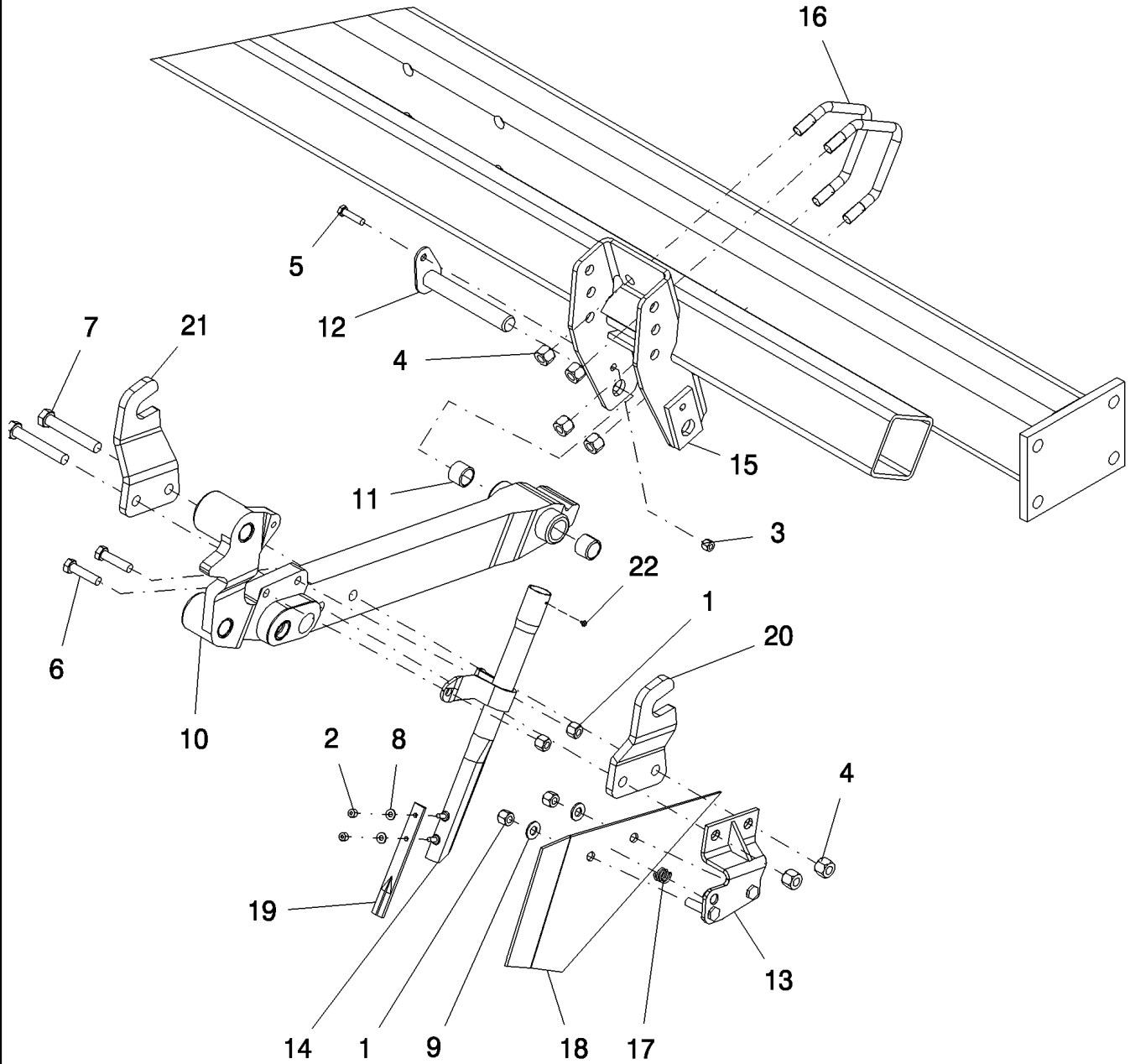


4.011.1

p1

03/09

SEED TUBE, SCRAPER, ARM, AND MOUNT (BTW CBJ0007175 AND CBJ0007184)



## SEED TUBE, SCRAPER, ARM, AND MOUNT (BTW CBJ0007175 AND CBJ0007184)

REF	FN	PART NUMBER	YR/SN	QTY	DESCRIPTION
1		87530607		4	NUT, 1/2"-13, GB
2		86625061		2	NUT, LOCK, 1/4"-20, GB
3		86625064		1	NUT, LOCK, 3/8"-16, GB
4		85700693		6	NUT, LOCK, 5/8"-11, GC
5		88044		1	BOLT, Hex, 3/8"-16 x 1 1/2", G5
6		9706716		2	BOLT, Hex, 1/2"-13 x 2", G5
7		86977740		2	BOLT, Hex, 5/8"-11 x 4", G5
8		87361		2	WASHER, 1/4", SAE
9		87364		2	WASHER, 1/2", SAE
10	1	306228A1		1	ARM, mount RH
10		306133A1		1	ARM, mount LH
11		64601C1		2	BUSHING, tension 1 1/4" x 1" x 1" long
12		349394A1		1	PIN, pivot
13	1	306235A1		1	BRACKET, assy scraper RH
13		306208A1		1	BRACKET, scraper LH
14	1	306085A1		1	TUBE, seed RH
14		306084A1		1	TUBE, seed LH
15		328011A1		1	MOUNTING PARTS, single disc
16		306071A1		2	BOLT, V .625 X 4 UNC GR5 YZD 5.44 WIDE, 1.25 LG THREAD
17		306242A1		1	SPRING, compression 2.49 mm wire x 21.59 mm od
18	1	350348A1		1	SCRAPER, blade RH
18		350347A1		1	SCRAPER, blade LH
19		306122A1		1	ACCESSORIES, uhmw tab 3/4" x 7" with holes
20		306219A1		1	BRACKET, spring pivot RH
21		306244A1		1	BRACKET, spring pivot LH
22		280-1434		1	SCREW, SELF TAPPING, Hex Wash Hd, #6 x 1/4"

(1) Shown

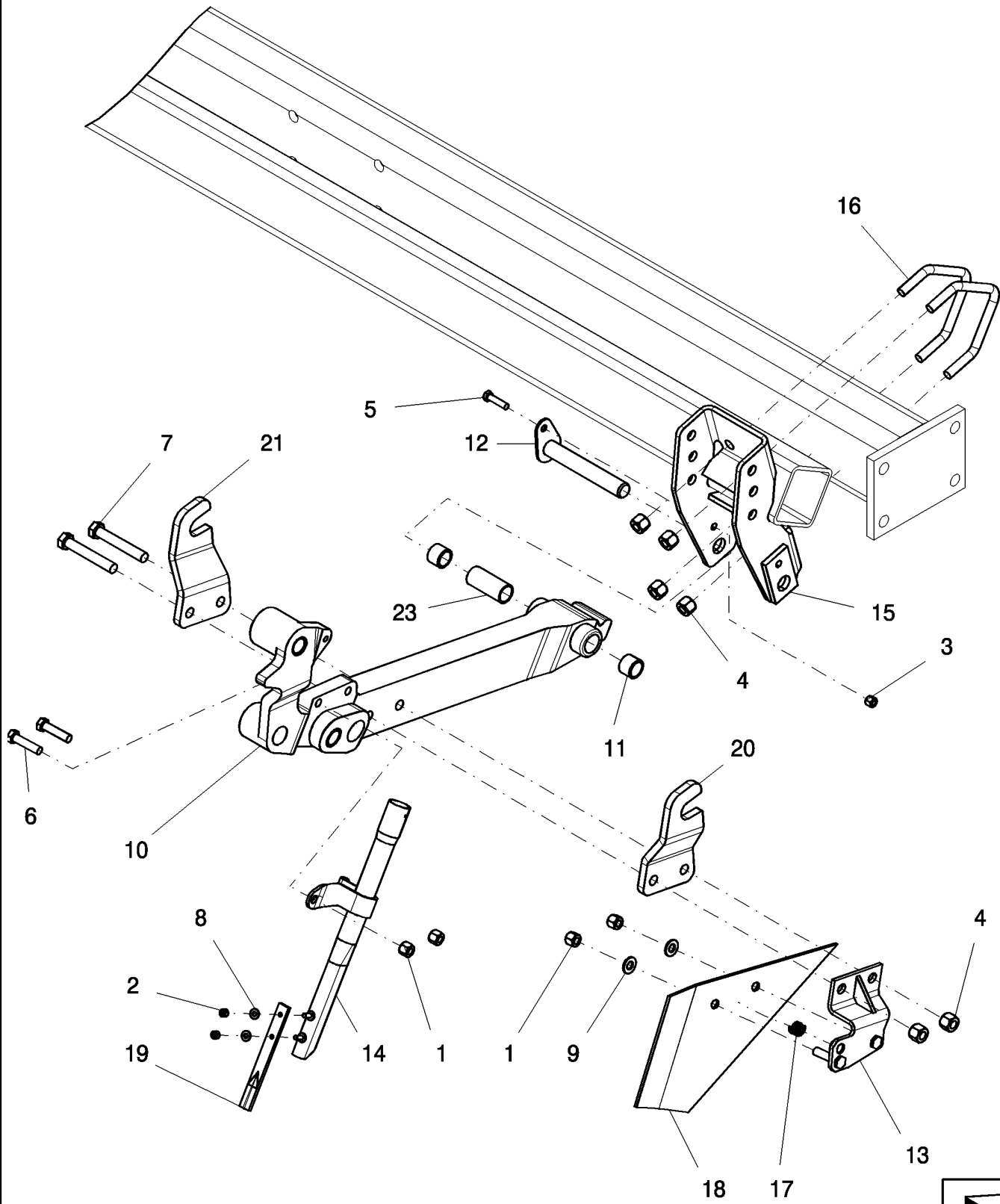
**SDX30**

4.012.1

p1

03/09

SEED TUBE, SCRAPER, ARM, AND MOUNT (ASN CBJ0007185)



## SEED TUBE, SCRAPER, ARM, AND MOUNT (ASN CBJ0007185)

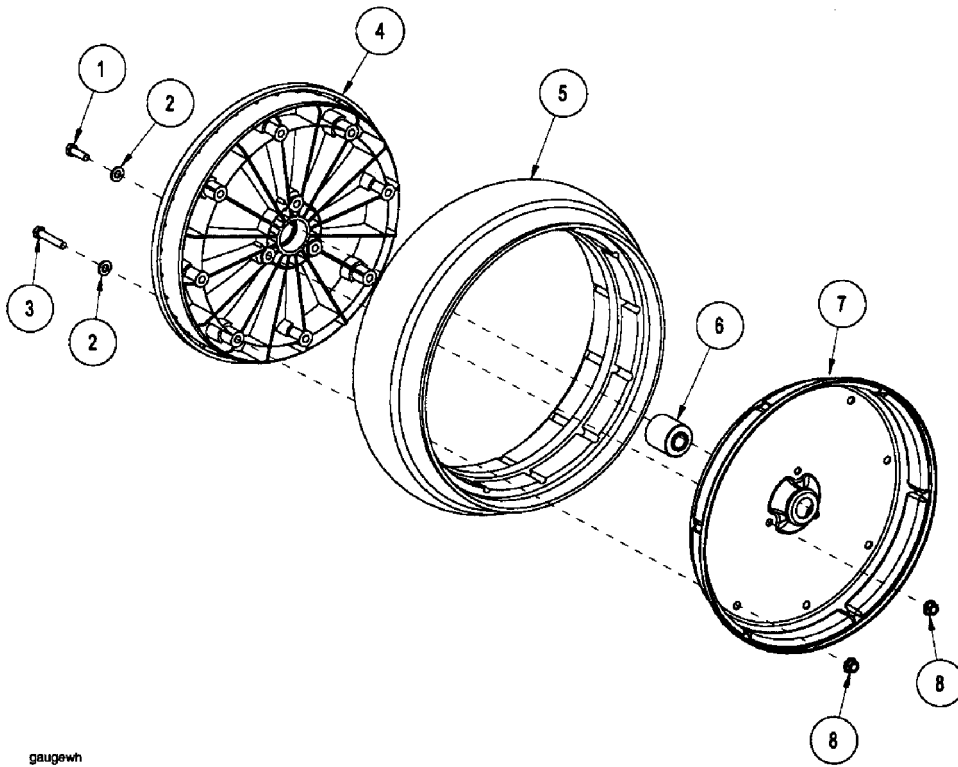
REF	FN	PART NUMBER	YR/SN	QTY	DESCRIPTION
1		87530607		4	NUT, 1/2"-13, GB
2		86625061		2	NUT, LOCK, 1/4"-20, GB
3		86625064		1	NUT, LOCK, 3/8"-16, GB
4		85700693		9	NUT, LOCK, 5/8"-11, GC
5		88044		1	BOLT, Hex, 3/8"-16 x 1 1/2", G5
6		9706716		3	BOLT, Hex, 1/2"-13 x 2", G5
7		86977740		2	BOLT, Hex, 5/8"-11 x 4", G5
8		87361		2	WASHER, 1/4", SAE
9		87364		2	WASHER, 1/2", SAE
10		87450260		1	ARM, mount RH
10		87505370		1	ARM, mount RH
10		87450259		1	ARM, mount LH
10		87505363		1	ARM, mount LH
11		64601C1		4	BUSHING, tension 1 1/4" x 1" x 1" long
12		349394A1		1	PIN, pivot
13		87462380		1	BRACKET, scraper RH
13		87462381		1	BRACKET, scraper LH
14		306085A1		1	TUBE, seed RH
14		306084A1		1	TUBE, seed LH
15		328011A1		1	MOUNTING PARTS, single disc
16		306071A1		2	BOLT, V .625 X 4 UNC GR5 YZD 5.44 WIDE, 1.25 LG THREAD
17		306242A1		1	SPRING, compression 2.49 mm wire x 21.59 mm od
18		350348A1		1	SCRAPER, blade RH
18		350347A1		1	SCRAPER, blade LH
19		306122A1		1	ACCESSORIES, uhmw tab 3/4" x 7" with holes
20		306219A1		1	BRACKET, spring pivot RH
21		306244A1		1	BRACKET, spring pivot LH
22		280-1434		1	SCREW, SELF TAPPING, Hex Wash Hd, #6 x 1/4"
23		87401407		1	SPACER, plastic 1 1/4" od x 3/32" w
100	1, 2	87505411		1	KIT, packer bushing update

(1) Used on 87450259 and 87450260

(2) Not Shown

**SDX30**

GAUGE WHEEL ASSEMBLY (BSN CBJ0007174 AND BSN CKB0028188)



gaugewh

## GAUGE WHEEL ASSEMBLY (BSN CBJ0007174 AND BSN CKB0028188)

REF	FN	PART NUMBER	YR/SN	QTY	DESCRIPTION
0		306031A1		1	WHEEL, gauge 4 1/2" x 16"
1		9635884		3	BOLT, Hex, 5/16"-18 x 1", G5, Full Thd
2		87016603		11	WASHER, 7/16" x 11/16" x 1/16", Hnd
3		9707515		8	BOLT, Hex, 5/16"-18 x 1 3/4", G5
4		246676A1	Before 09/06	1	RIM, wheel, nylon
5		128633C1	Before 09/06	1	TYRE/TIRE, disc opener gauge wheel
6		324461A1		1	BEARING, 16 mm bore x 40 mm wide
7		249935A1	Before 09/06	1	WHEEL, nylon gauge
8		145458		11	NUT, Flg, USR, 5/16"-18

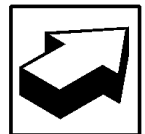
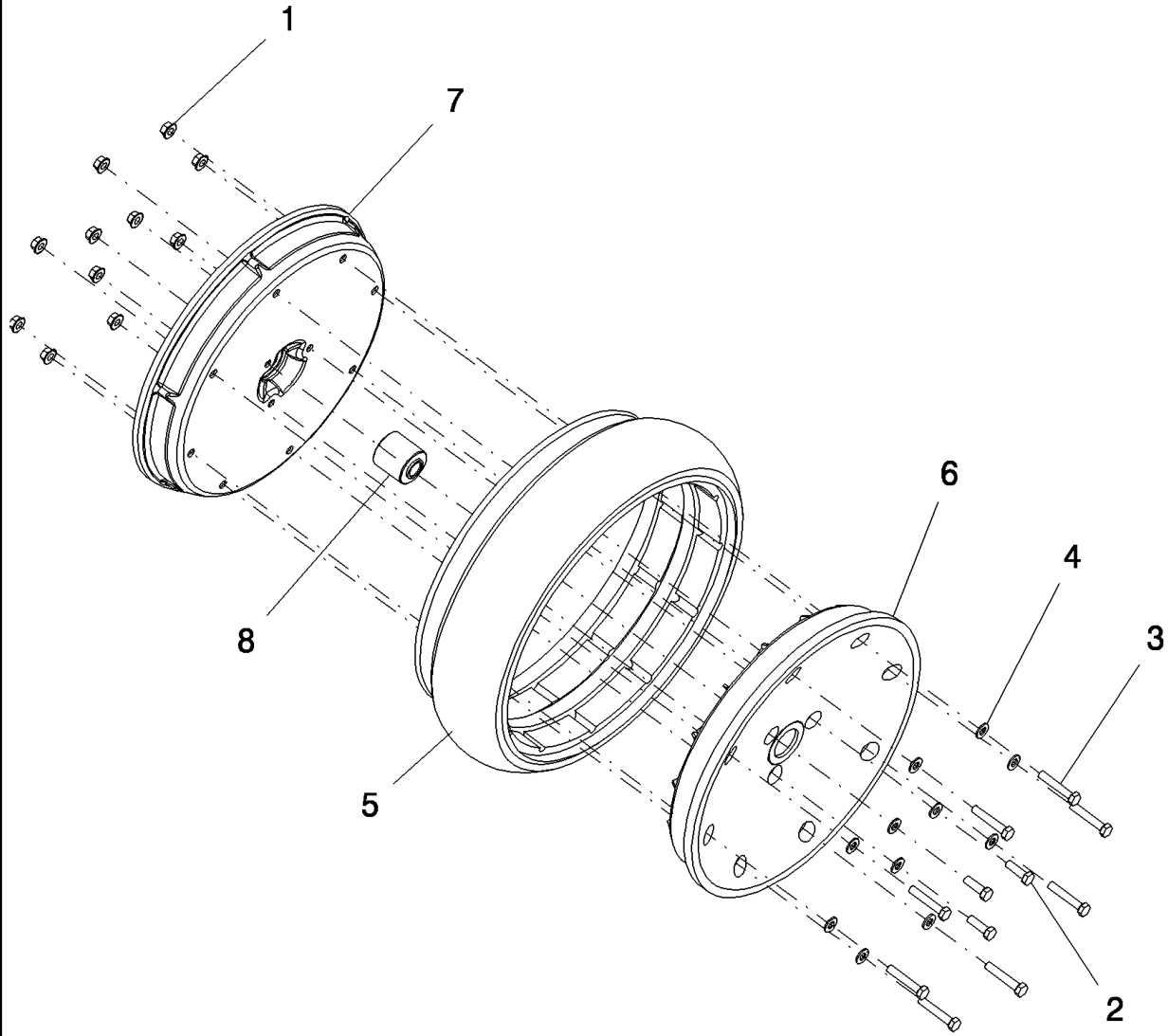
**SDX30**

4.021.1

p1

01/09

GAUGE WHEEL ASSEMBLY (ASN CBJ0007175)



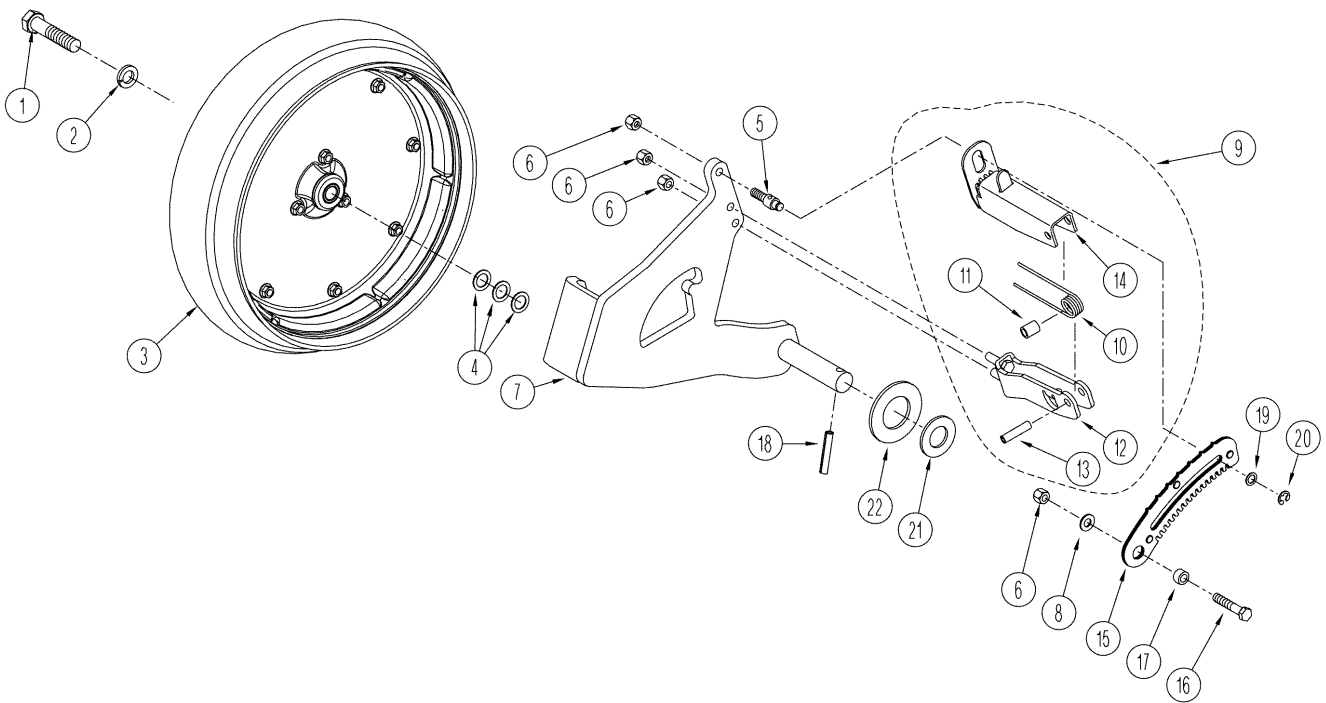
## GAUGE WHEEL ASSEMBLY (ASN CBJ0007175)

REF	FN	PART NUMBER	YR/SN	QTY	DESCRIPTION
0		306031A1		1	WHEEL, gauge 4 1/2" x 16"
1		145458		11	NUT, Flg, USR, 5/16"-18
2		9635884		3	BOLT, Hex, 5/16"-18 x 1", G5, Full Thd
3		9707515		8	BOLT, Hex, 5/16"-18 x 1 3/4", G5
4		87016603		11	WASHER, 7/16" x 11/16" x 1/16", Hnd
5		128633C1	Before 09/06	1	TYRE/TIRE, disc opener gauge wheel
5		87602293	From 10/06	1	TYRE/TIRE, 4.5 x 16 gauge
6		246676A1	Before 09/06	1	RIM, wheel, nylon
6		87604021	From 10/06	1	RIM, black nylon half, 16" cleaner wheel
7		249935A1	Before 09/06	1	WHEEL, nylon gauge
8		324461A1		1	BEARING, 16 mm bore x 40 mm wide
7		87604612	From 10/06	1	WHEEL, black steel half, 16" cleaner wheel

SDX30



GAUGE WHEEL ARM ASSEMBLY (BSN CBJ0007174 AND BSN CKB0028188)



## GAUGE WHEEL ARM ASSEMBLY (BSN CBJ0007174 AND BSN CKB0028188)

REF	FN	PART NUMBER	YR/SN	QTY	DESCRIPTION
1		87338		1	BOLT, Hex, 5/8"-11 x 3", G5
2		86729275		1	WASHER, LOCK, 5/8"
3		306031A1		1	WHEEL, gauge 4 1/2" x 16"
4		1017548		3	BUSHING, 5/8" ID x 1" OD
5		350610A1		1	PIN, SMALL, depth control 49 mm long
6		86625064		5	NUT, LOCK, 3/8"-16, GB
7		306136A2	Before 07/04	1	ARM, gauge wheel LH
7		87440750	From 08/04	1	ARM, gauge wheel LH
7		306234A2	Before 07/04	1	ARM, gauge wheel RH
7		87440752	From 08/04	1	ARM, gauge wheel RH
8		80702		3	WASHER, 3/8"
9	1	306117A2		1	HANDLE, assy depth control
10		306255A2		1	SPRING, torsion 3.43 mm wire x 27.99 mm od LH
11		306118A1		1	SPACER, depth control
12		306249A1		1	BRACE, depth control
13		86624090		1	PIN, 3/8" x 1 1/2", Coiled
14		306216A2		1	HANDLE, depth control
15		306229A1		1	BRACKET, assy
16		88436		1	BOLT, Hex, 3/8"-16 x 2", G5
17		306119A1		1	SPACER, depth control bracket
18		438-22432		1	PIN, LOCK, 3/8" x 2", Slotted
19		350749A1		1	WASHER, depth control
20		86624102		1	RING, LOCKING, #37, .300" Dia, E-Type
21		87367		1	WASHER, 1", SAE
22		86512837		1	WASHER, 1 1/4", SAE

(1) Includes 306216A2, 306255A2, 306118A1, 306249A1 and 38-32424

Do NOT use in rocky conditions as they may break, in that case use 87627347 or 87627347. Refer to service bulletin 2007-09 NSESB00507.

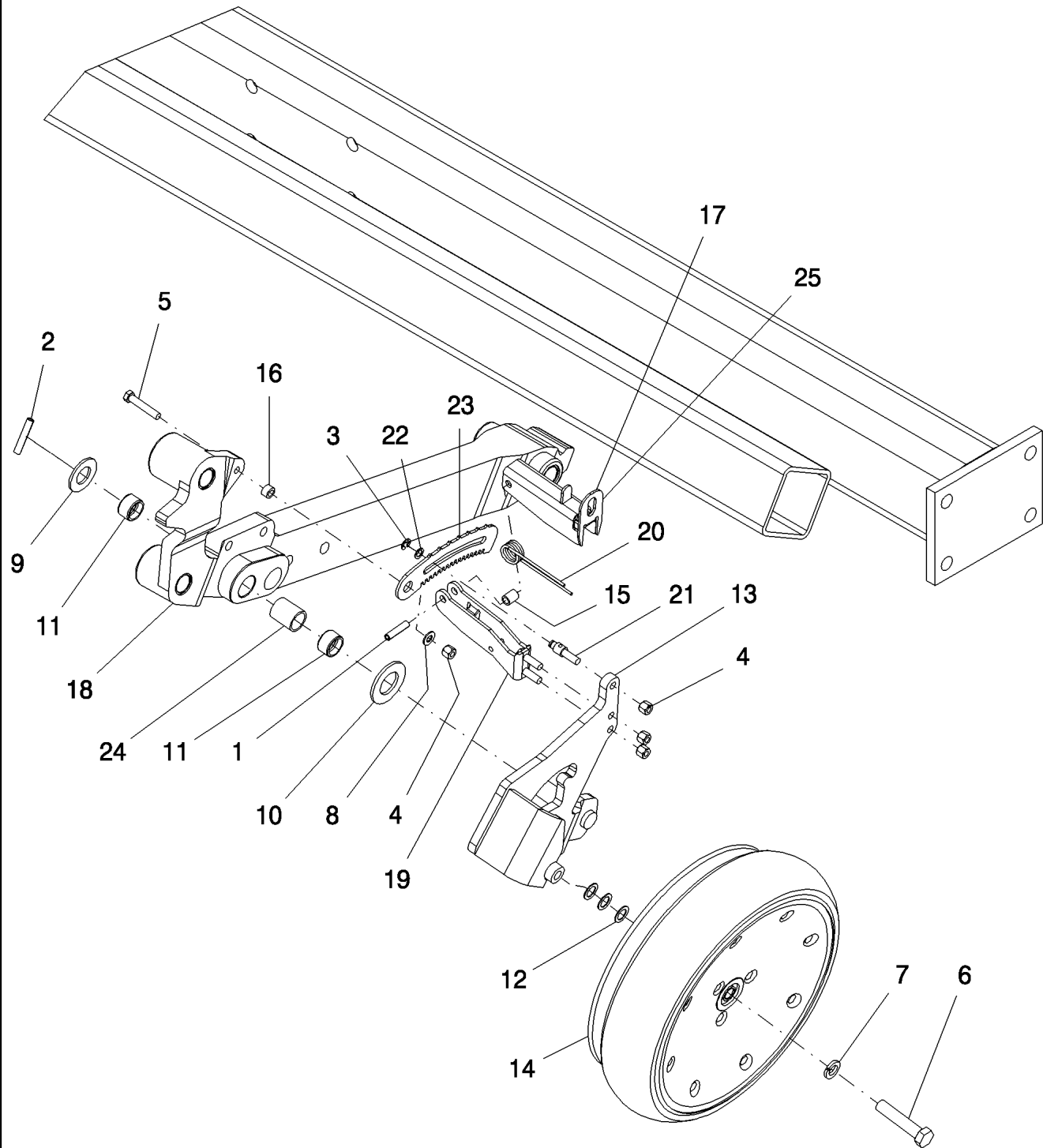
**SDX30**

4.031.1

p1

12/08

GAUGE WHEEL ARM ASSEMBLY (BTW CBJ0007175 AND CBJ0007197)



## GAUGE WHEEL ARM ASSEMBLY (BTW CBJ0007175 AND CBJ0007197)

REF	FN	PART NUMBER	YR/SN	QTY	DESCRIPTION
1		86624090		1	PIN, 3/8" x 1 1/2", Coiled
2		438-22432		1	PIN, LOCK, 3/8" x 2", Slotted
3		86624102		1	RING, LOCKING, #37, .300" Dia, E-Type
4		86625064		4	NUT, LOCK, 3/8"-16, GB
5		88436		1	BOLT, Hex, 3/8"-16 x 2", G5
6		9827853		1	BOLT, Hex, 5/8"-11 x 3 1/4", G5
7		86729275		1	WASHER, LOCK, 5/8"
8		87016		1	WASHER, 3/8", SAE
9		87367		1	WASHER, 1", SAE
10		86512837		1	WASHER, 1 1/4", SAE
11		87500592		2	BUSHING, composite 1 1/4" x 1" x 3/4"
12		1017548		6	BUSHING, 5/8" ID x 1" OD
13	1	306234A2	Before 07/04	1	ARM, gauge wheel RH
13		87440752	From 08/04	1	ARM, gauge wheel RH
13		306136A2	Before 07/04	1	ARM, gauge wheel LH
13		87440750	From 08/04	1	ARM, gauge wheel LH
14		306031A1		1	WHEEL, gauge 4 1/2" x 16"
15		306118A1		1	SPACER, depth control
16		306119A1		1	SPACER, depth control bracket
17		306216A2		1	HANDLE, depth control
18	1	306228A1		1	ARM, mount RH
18		306133A1		1	ARM, mount LH
19		306249A1		1	BRACE, depth control
20		306255A2		1	SPRING, torsion 3.43 mm wire x 27.99 mm od LH
21		350610A1		1	PIN, SMALL, depth control 49 mm long
22		350749A1		1	WASHER, depth control
23		351047A1		1	BRACKET, depth control
24		351187A1		1	SPACER, plastic 1 2/8" od x 1 1/8" od x 1 1/64" id x 1 1/2" long
25	2	306117A2		1	HANDLE, assy depth control

(1) Shown

(2) Includes 306216A2, 306255A2, 306118A1, 306249A1 and 38-32424

Do NOT use in rocky conditions as they may break, in that case use 87627347 or 87627347. Refer to service bulletin 2007-09 NSESB00507.

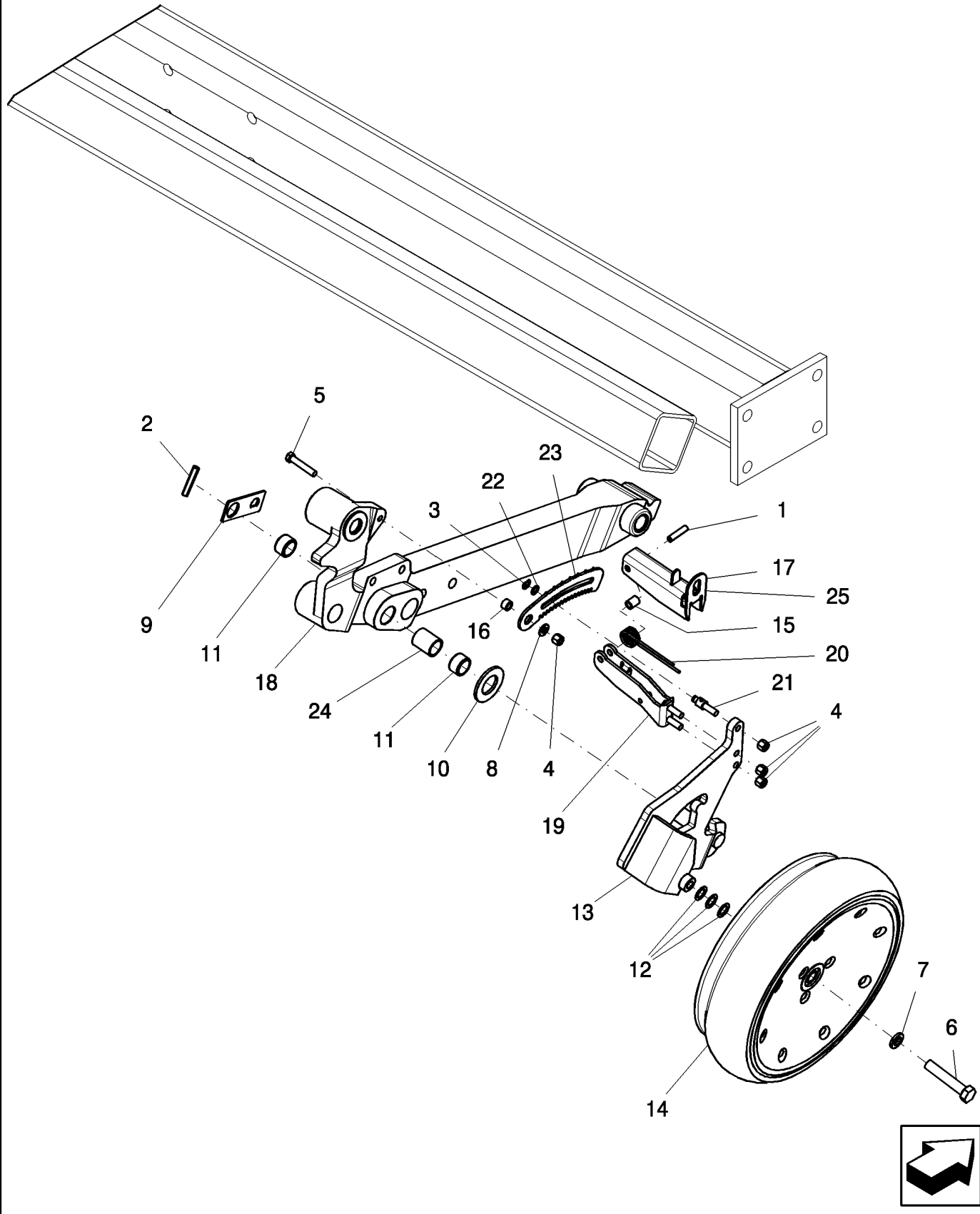
**SDX30**

4.032.1

p1

02/09

GAUGE WHEEL ARM ASSEMBLY (BTW CBJ0007201 AND CBJ0007519)



## GAUGE WHEEL ARM ASSEMBLY (BTW CBJ0007201 AND CBJ0007519)

REF	FN	PART NUMBER	YR/SN	QTY	DESCRIPTION
1		86624090		1	PIN, 3/8" x 1 1/2", Coiled
2		438-22432		1	PIN, LOCK, 3/8" x 2", Slotted
3		86624102		1	RING, LOCKING, #37, .300" Dia, E-Type
4		86625064		4	NUT, LOCK, 3/8"-16, GB
5		88436		1	BOLT, Hex, 3/8"-16 x 2", G5
6		9827853		1	BOLT, Hex, 5/8"-11 x 3 1/4", G5
7		86729275		1	WASHER, LOCK, 5/8"
8		87016		1	WASHER, 3/8", SAE
9		439661A1		1	LOCK, spindle
10		86512837		1	WASHER, 1 1/4", SAE
11		87500592		2	BUSHING, composite 1 1/4" x 1" x 3/4"
12		1017548		3	BUSHING, 5/8" ID x 1" OD
13		87440752		1	ARM, gauge wheel RH
13		87440750		1	ARM, gauge wheel LH
14		306031A1		1	WHEEL, gauge 4 1/2" x 16"
15		306118A1		1	SPACER, depth control
16		306119A1		1	SPACER, depth control bracket
17		306216A2		1	HANDLE, depth control
18		87450260		1	ARM, mount RH
18		87505370		1	ARM, mount RH
18		87450259		1	ARM, mount LH
18		87505363		1	ARM, mount LH
19		306249A1		1	BRACE, depth control
20		306255A2		1	SPRING, torsion 3.43 mm wire x 27.99 mm od LH
21		350610A1		1	PIN, SMALL, depth control 49 mm long
22		350749A1		1	WASHER, depth control
23		351047A1		1	BRACKET, depth control
24		351187A1		1	SPACER, plastic 1 2/8" od x 1 1/8" od x 1 1/64" id x 1 1/2" long
25		306117A2		1	HANDLE, assy depth control
100	1, 2	87505411		1	KIT, packer bushing update

(1) Used on 87450259 and 87450260

(2) Not Shown

Do NOT use in rocky conditions as they may break, in that case use 87627347 or 87627347. Refer to service bulletin 2007-09 NSESB00507.

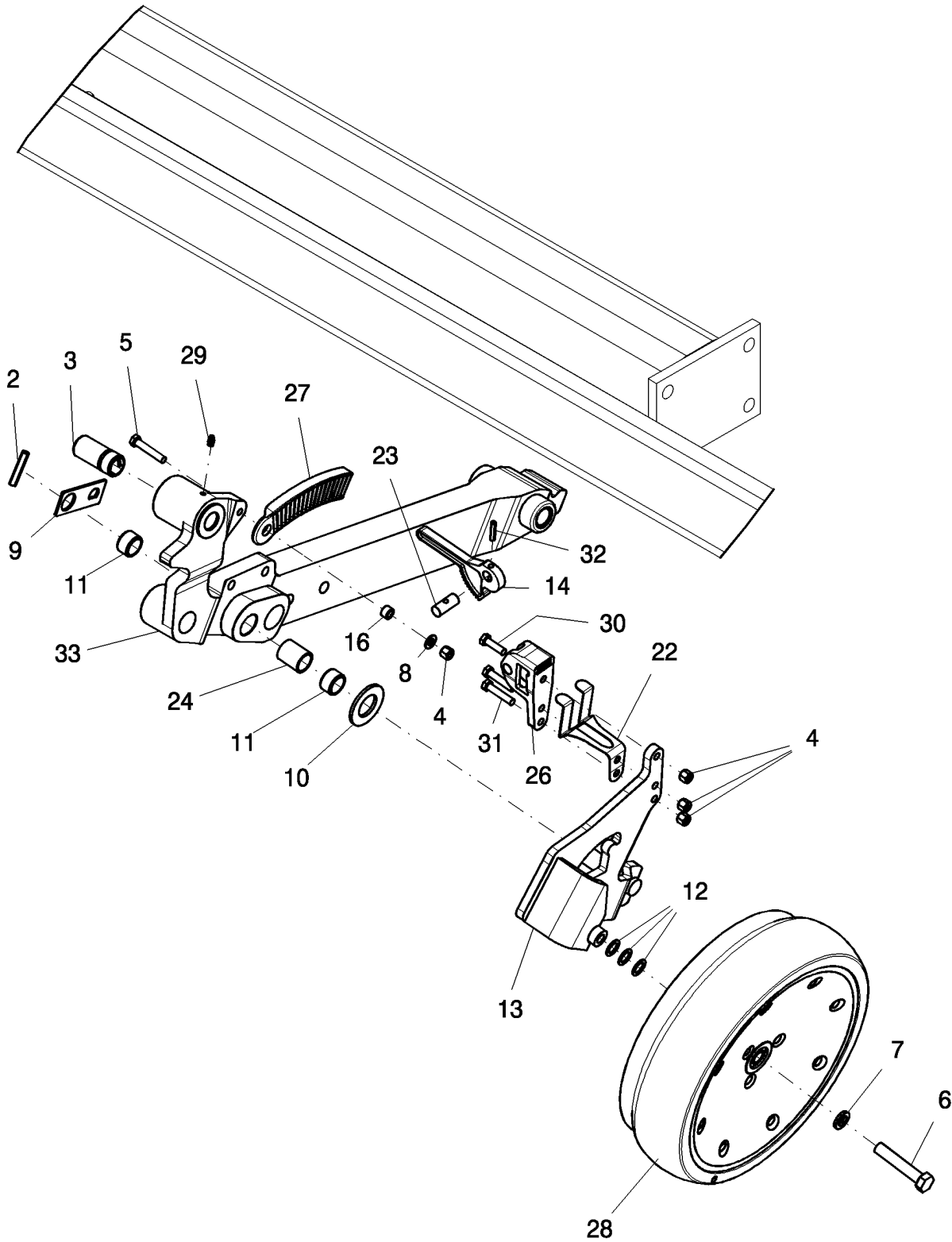
**SDX30**

4.033.1

p1

03/09

GAUGE WHEEL ARM ASSEMBLY (ASN CBJ0007520)



## GAUGE WHEEL ARM ASSEMBLY (ASN CBJ0007520)

REF	FN	PART NUMBER	YR/SN	QTY	DESCRIPTION
3		87504961		1	BUSHING, tension 1 1/4" x 1" x 2 3/4" long
4		86625064		4	NUT, LOCK, 3/8"-16, GB
5		87790098		1	SCREW, Hex, 3/8"-16 x 2", G5
6		9827853		1	BOLT, Hex, 5/8"-11 x 3 1/4", G5
7		86729275		1	WASHER, LOCK, 5/8"
8		87016		1	WASHER, 3/8", SAE
9		439661A1		1	LOCK, spindle
10		86512837		1	WASHER, 1 1/4", SAE
11		87500592		2	BUSHING, composite 1 1/4" x 1" x 3/4"
12		1017548		3	BUSHING, 5/8" ID x 1" OD
13		87440752		1	ARM, gauge wheel RH
14		87516551		1	HANDLE, cam adjusting
16		306119A1		1	SPACER, depth control bracket
22		87516552		1	CATCH, spring clip
23		87516556		1	PIN, PIVOT, cam handle
24		351187A1		1	SPACER, plastic 1 2/8" od x 1 1/8" od x 1 1/64" id x 1 1/2" long
26		87516670		1	BLOCK, depth adjusting
27	1	87517082		1	LINK, depth adjusting, RH
27	2	87516659		1	LINK, depth adjusting, LH
28		87604747		1	WHEEL ASSY, 4.5 X 16 gauge nylon
29		87414		1	NIPPLE, LUBE, 1/4"-28 x .56" lg, Drive
30		88011		1	BOLT, Hex, 3/8"-16 x 1 1/4", G5, Full Thd
31		9706689		2	BOLT, Hex, 3/8"-16 x 1 3/4", G5
32		438-11620		1	PIN, LOCK, 1/4" x 1 1/4", Slotted
33	1	87505370		1	ARM, mount RH
33	2	87505363		1	ARM, mount LH

(1) Shown

(2) Not Shown

**SDX30**

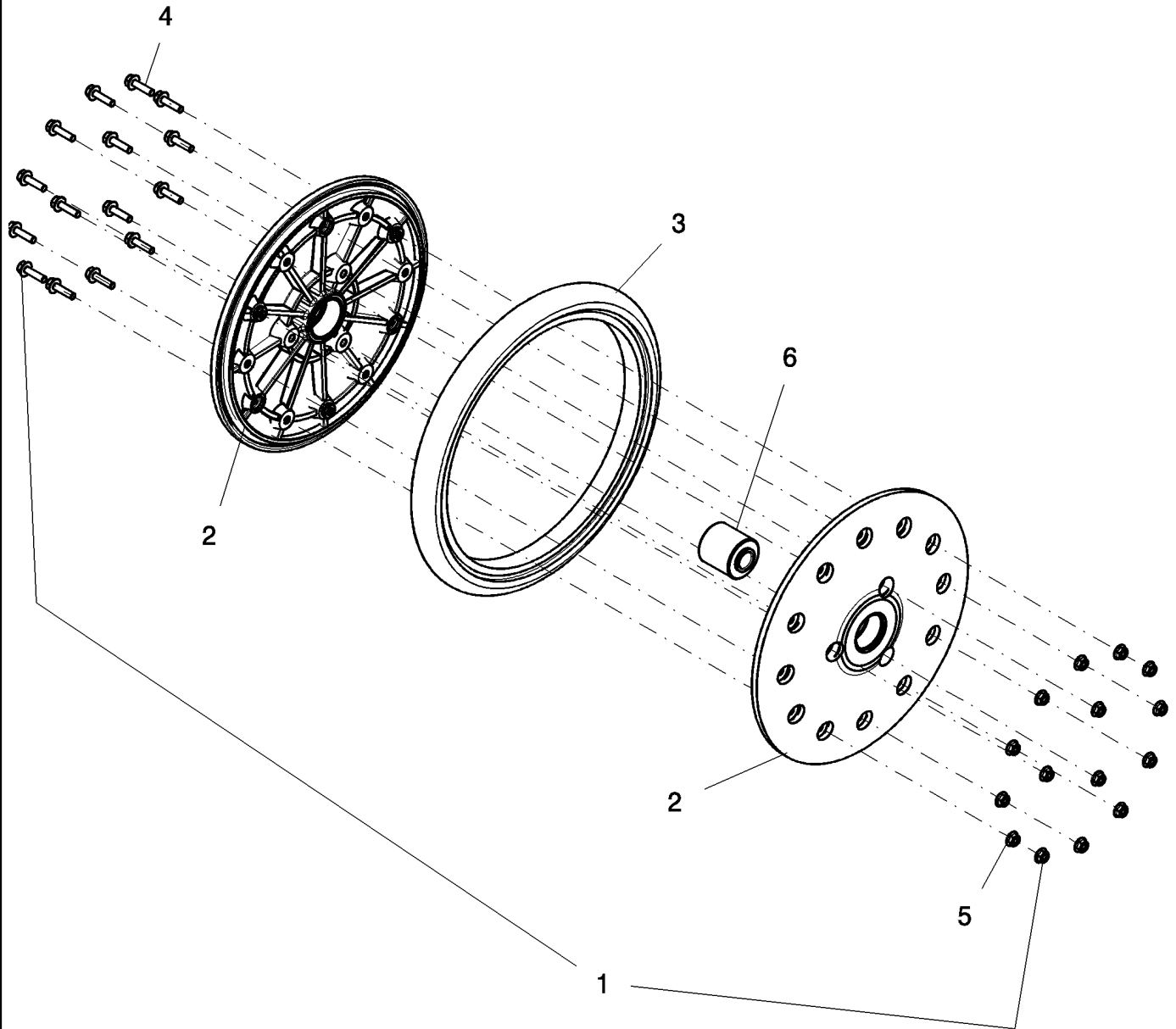


4.040.1

p1

06/08

PACKER WHEEL 87695406 ASSEMBLY



**4.040.1**

p1

06/08

**PACKER WHEEL 87695406 ASSEMBLY**

REF	FN	PART NUMBER	YR/SN	QTY	DESCRIPTION
1		87695406		1	WHEEL, 1" x 12" nylon/rubber
2		87746243		2	RIM, 1" x 12" nylon
3		87461340		1	TYRE/TIRE, 1 x 12 rubber
4		86544366		15	BOLT, Hex Flg, 1/4"-20 x 1", G5, Full Thd
5		87034810		15	NUT, LOCK, 1/4"-20, GA
6		306007A1		1	BEARING, 16 mm bore x 40 mm wide

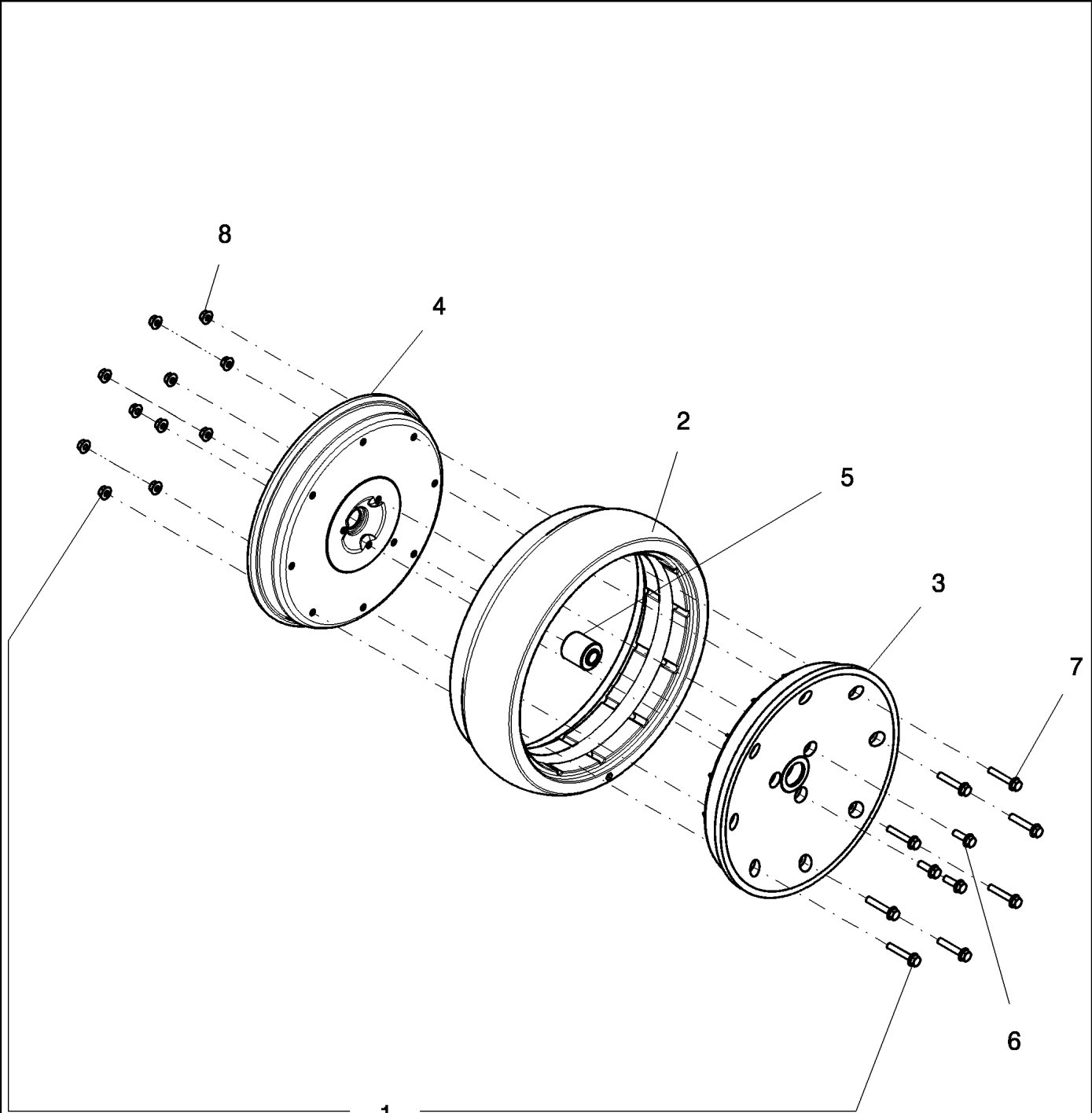
**SDX30**

4.041.1

p1

03/09

WHEEL 4 1/2" X 16" - 87604747 ASSEMBLY

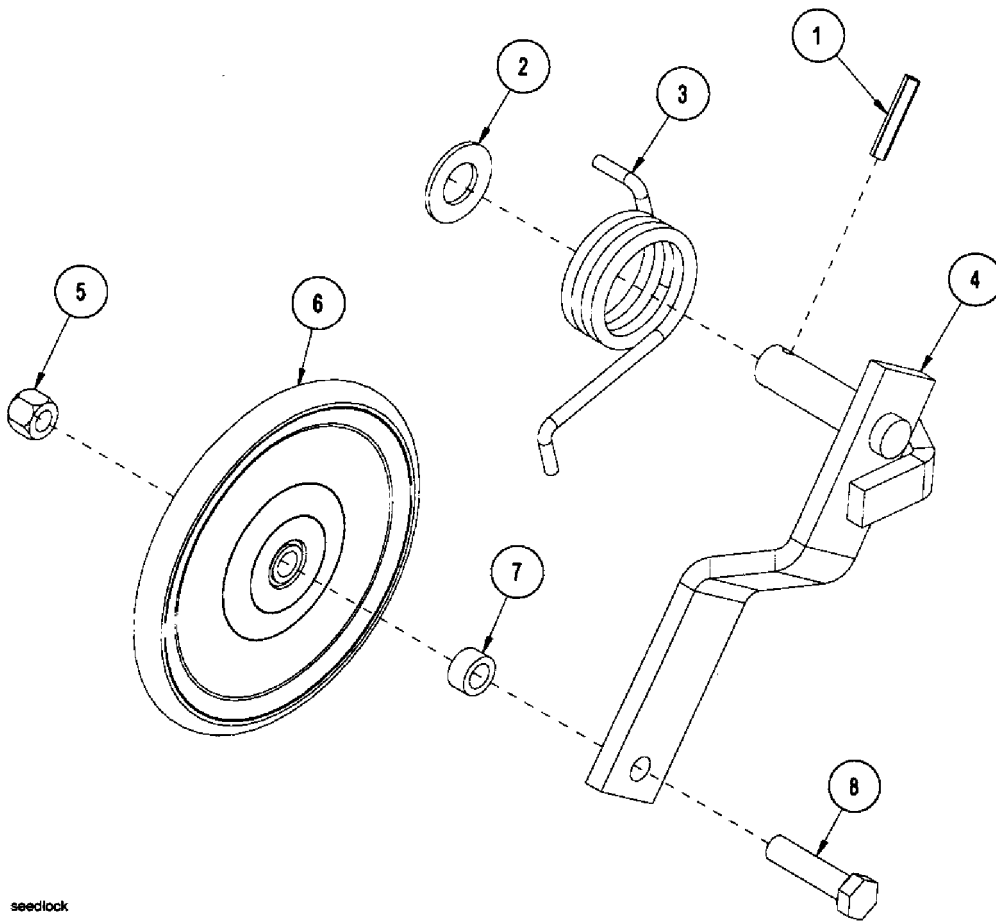


## WHEEL 4 1/2" X 16" - 87604747 ASSEMBLY

REF	FN	PART NUMBER	YR/SN	QTY	DESCRIPTION
1		87604747		1	WHEEL ASSY, 4.5 X 16 gauge nylon
2		87602293		1	TYRE/TIRE, 4.5 x 16 gauge
3		87604021		1	RIM, black nylon half, 16" cleaner wheel
4		87604612		1	WHEEL, black steel half, 16" cleaner wheel
5		306007A1		1	BEARING, 16 mm bore x 40 mm wide
6		9671714		3	BOLT, Hex Flg, M8 x 25, 8.8
7		86609280		8	BOLT, Hex Flg, M8 x 45, 8.8
8		832-4748		11	NUT, LOCK, M8 x 1.25, Flg, CI 8

**SDX30**

SEED LOCK WHEEL ARM ASSEMBLY (BSN CBJ0007174 AND BSN CKB0028188)



seedlock

## SEED LOCK WHEEL ARM ASSEMBLY (BSN CBJ0007174 AND BSN CKB0028188)

REF	FN	PART NUMBER	YR/SN	QTY	DESCRIPTION
1		438-22432		1	PIN, LOCK, 3/8" x 2", Slotted
2		87367		1	WASHER, 1", SAE
3		306223A1		1	SPRING, torsion 5/16" wire x 2 1/2" id LH
3	1	306231A1		1	SPRING, torsion 5/16" wire x 2 1/2" id RH
4		306130A1		1	ARM, seed lock LH
4		306241A1		1	ARM, seed lock RH
5		85700693		1	NUT, LOCK, 5/8"-11, GC
6		306145A1		1	WHEEL ASSY., poly 9" od
7		306146A1		1	SPACER, 11/16" x 1" x 1/2"
8		280233		1	BOLT, Hex, 5/8"-11 x 2 1/2", G8

(1) Shown

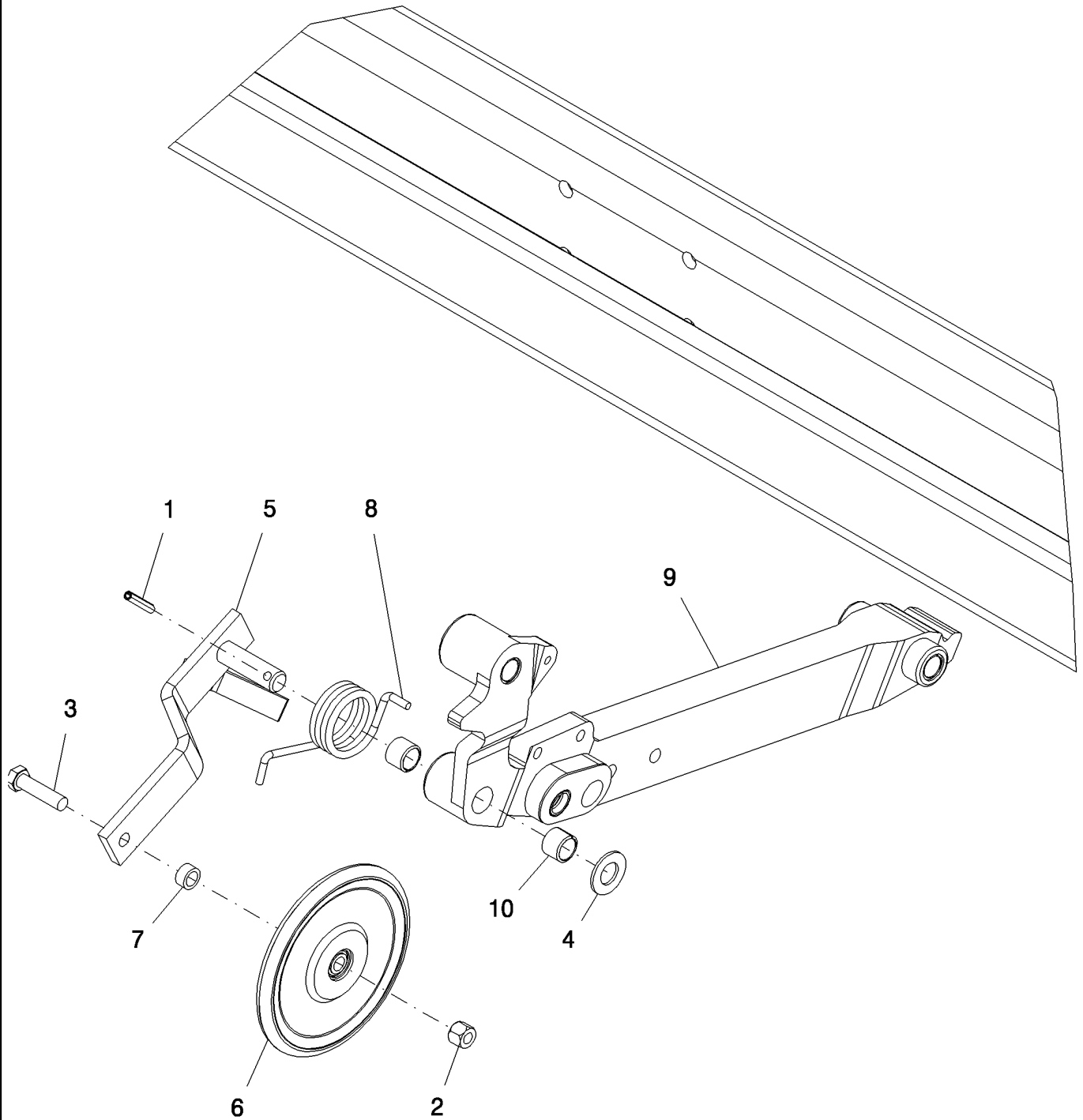
**SDX30**

4.051.1

p1

03/09

SEED LOCK WHEEL ARM ASSEMBLY (ASN CBJ0007175)



## SEED LOCK WHEEL ARM ASSEMBLY (ASN CBJ0007175)

REF	FN	PART NUMBER	YR/SN	QTY	DESCRIPTION
1		438-22432		1	PIN, LOCK, 3/8" x 2", Slotted
2		85700693		1	NUT, LOCK, 5/8"-11, GC
3		280233		1	BOLT, Hex, 5/8"-11 x 2 1/2", G8
4		87367		1	WASHER, 1", SAE
5	1	306241A1		1	ARM, seed lock RH
5		306130A1		1	ARM, seed lock LH
6		306145A1		1	WHEEL ASSY., poly 9" od
7		306146A1		1	SPACER, 11/16" x 1" x 1/2"
8	1	306231A1		1	SPRING, torsion 5/16" wire x 2 1/2" id RH
8		306223A1		1	SPRING, torsion 5/16" wire x 2 1/2" id LH
9	1	306228A1	BSN CBJ0007184	1	ARM, mount RH
9		87450260	ASN CBJ0007185	1	ARM, mount RH
9		87505370		1	ARM, mount RH
9		306133A1	BSN CBJ0007184	1	ARM, mount LH
9		87450259	ASN CBJ0007185	1	ARM, mount LH
9		87505363		1	ARM, mount LH
10		64601C1		2	BUSHING, tension 1 1/4" x 1" x 1" long
100	2,3	87505411		1	KIT, packer bushing update

(1) Shown

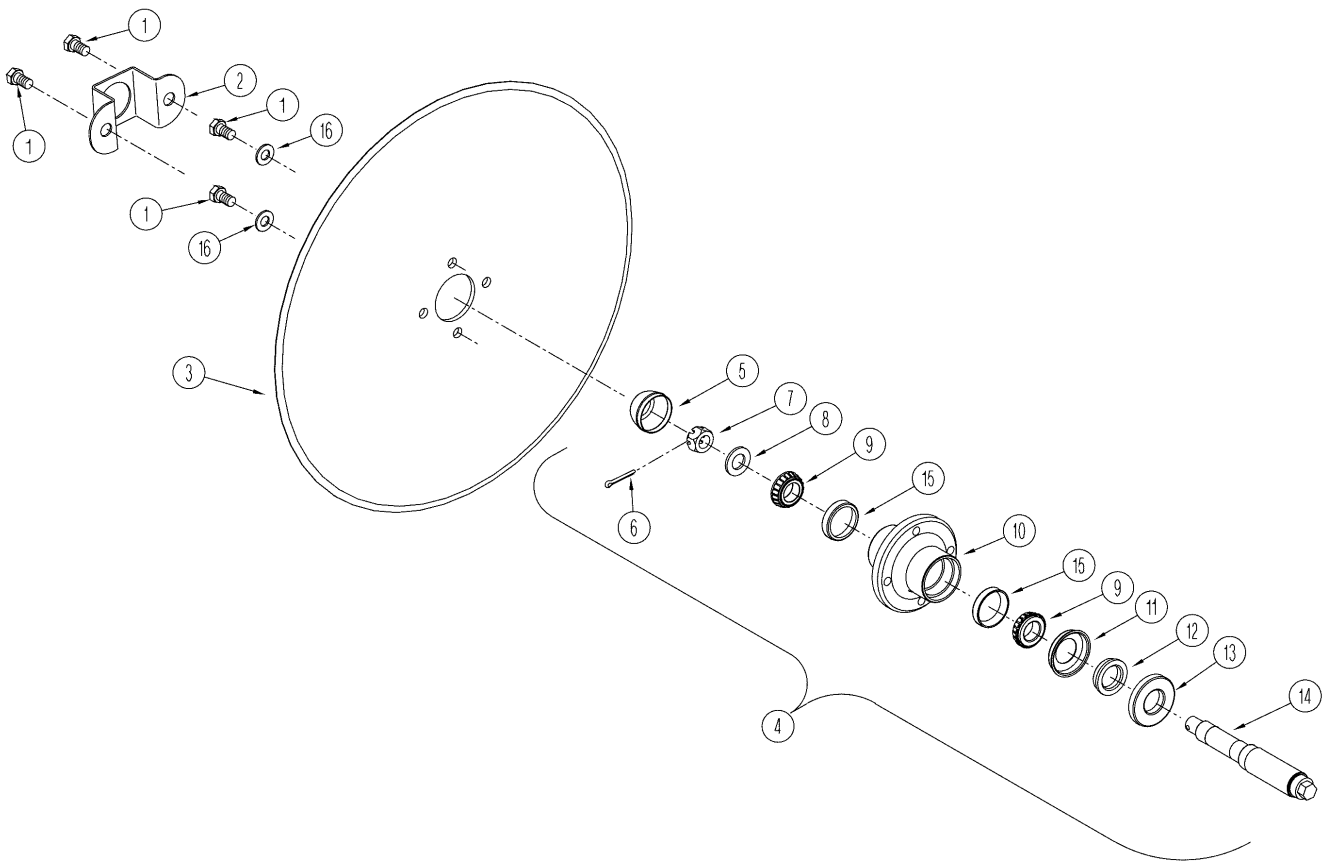
(2) Used on 87450259 and 87450260

(3) Not Shown

**SDX30**



SPINDLE, DISC, AND HUB ASSEMBLY (BSN CBJ0007174 AND BSN CKB0028188)



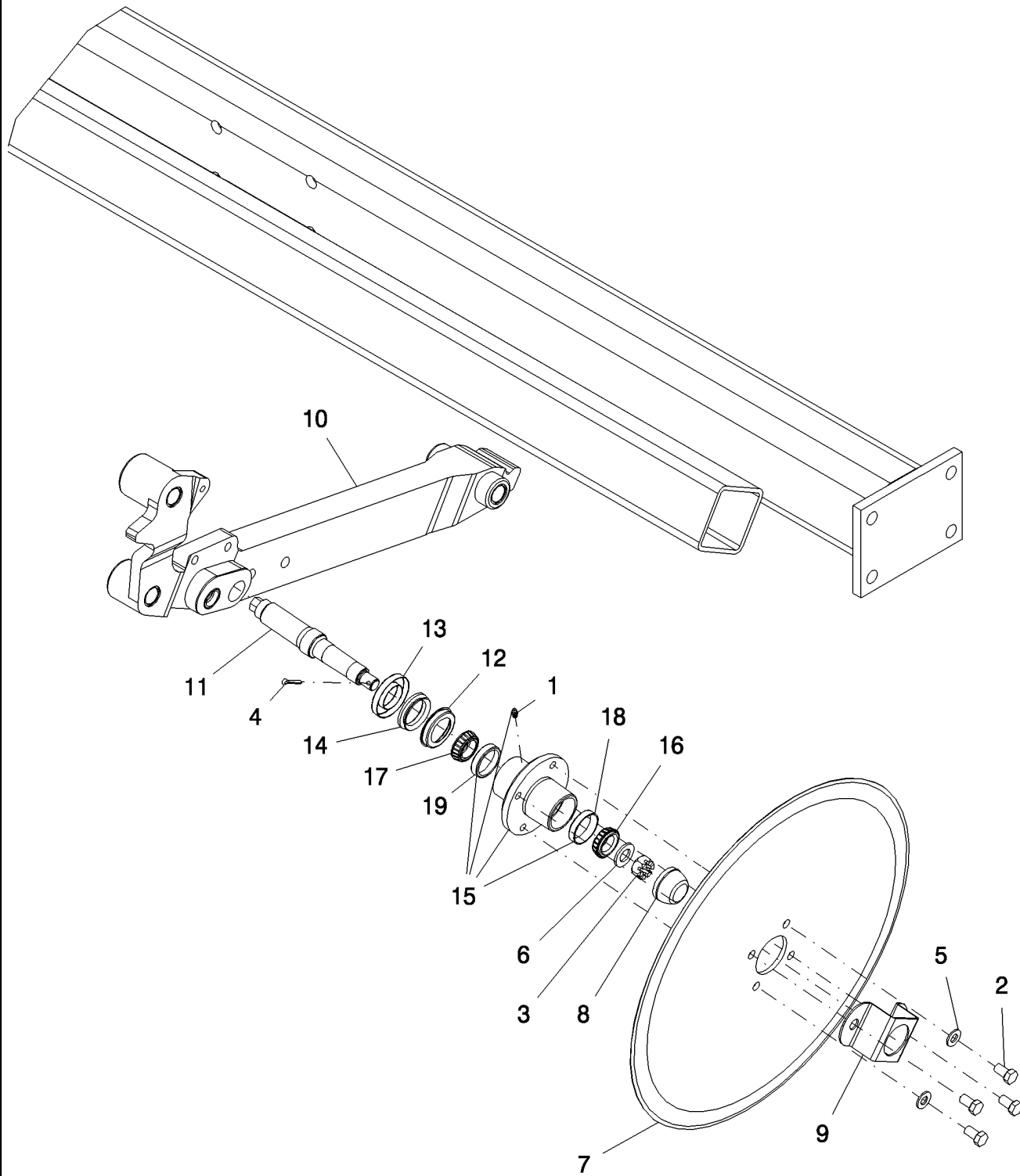
## SPINDLE, DISC, AND HUB ASSEMBLY (BSN CBJ0007174 AND BSN CKB0028188)

REF	FN	PART NUMBER	YR/SN	QTY	DESCRIPTION
1		414-814		4	BOLT, Hex, 1/2"-20 x 7/8", G5, Full Thd
2		306111A1		1	GUARD, dust cap
3		306001A1		1	DISC, 22 1/2" straight opener
4	1	306115A1		1	SPINDLE, and hub assembly H211-9.29 long, LH
4		306116A1		1	SPINDLE, and hub assembly H211-9.29 long, RH
5		306108A1		1	CAP, hub H211
6		87398		1	PIN, SPLIT (COTTER), 3/16" x 1 1/4"
7		86632554		1	NUT, SLOTTED, 3/4"-16, G5
8		87381		1	WASHER, 3/4", SAE
9		D29266		2	BEARING, CONE, TM#L44643
10		306114A1		1	HUB ASSY., H211-8 assembly with cups and zerk
11		306257A1		1	INSERT, seal face
12		306259A1		1	SEAL, bearing nitrile rubber
13		306258A1		1	GUARD, hub grass wrap
14		306002A1	BTW CKB0028003 & CBJ0007144	1	SPINDLE, single disc LH
14		350843A1	BSN CKB0028002	1	AXLE SHAFT, L.H.
14		306232A1	BTW CKB0028003 & CBJ0007144	1	SPINDLE, single disc RH
14		350844A1	BSN CKB0028002	1	AXLE SHAFT, R.H.
15		132709		2	BEARING, CUP, #L44610
16		87364		2	WASHER, 1/2", SAE

(1) Includes 306108A1, 340988A1, 425-1312, 439175A1, 439177A1, 439178A1, 439179A1, 439232A1, 572563R1, 87381 and 87398

**SDX30**

SPINDLE, DISC, AND HUB ASSEMBLY (BTW CBJ0007175 AND CBJ0007197)



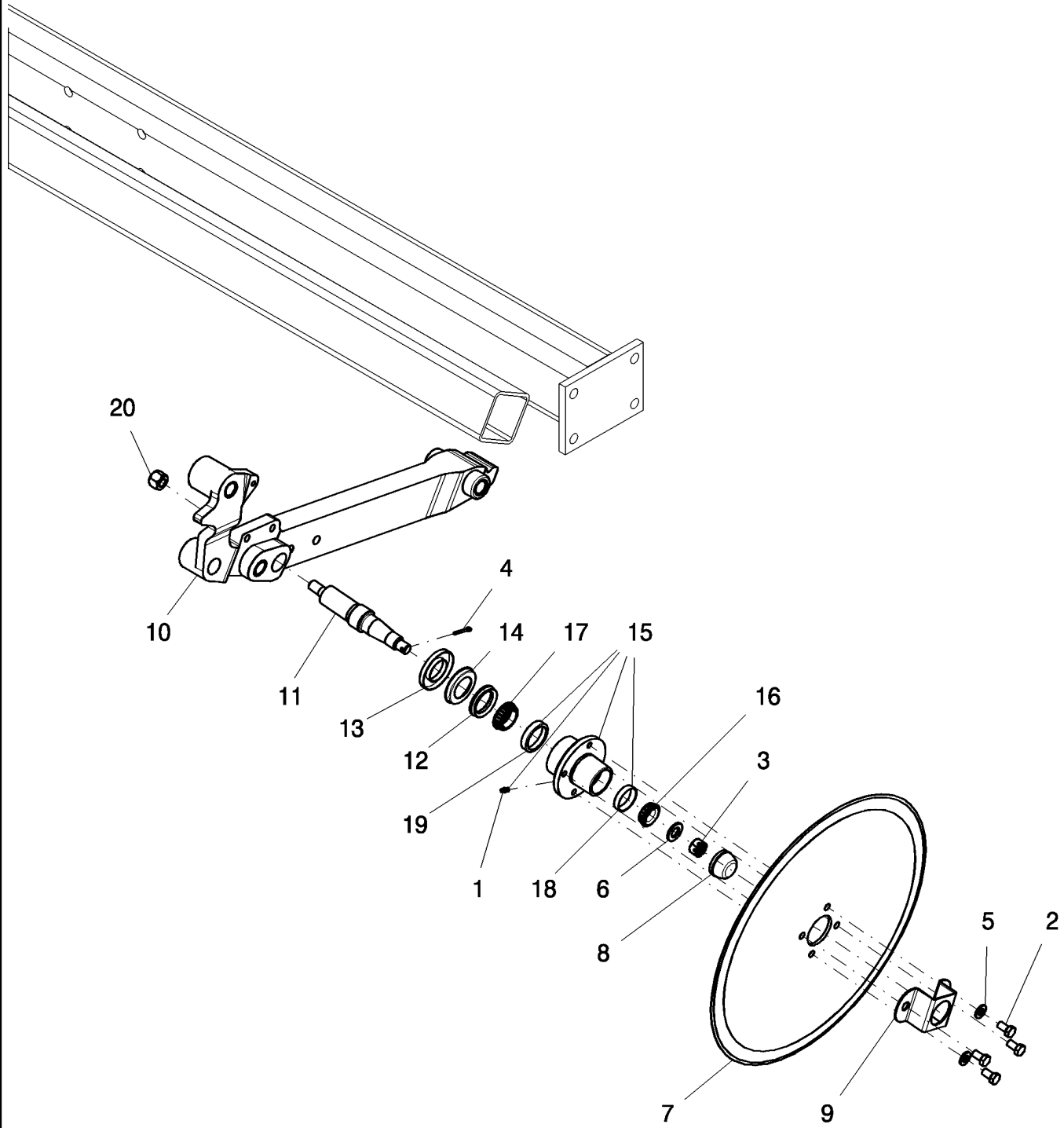
## SPINDLE, DISC, AND HUB ASSEMBLY (BTW CBJ0007175 AND CBJ0007197)

REF	FN	PART NUMBER	YR/SN	QTY	DESCRIPTION
1		86504104		1	NIPPLE, LUBE, 1/4" x .56" lg, Drive
2		414-814		4	BOLT, Hex, 1/2"-20 x 7/8", G5, Full Thd
3		86632554		1	NUT, SLOTTED, 3/4"-16, G5
4		87398		1	PIN, SPLIT (COTTER), 3/16" x 1 1/4"
5		87364		2	WASHER, 1/2", SAE
6		87381		1	WASHER, 3/4", SAE
7		306001A1		1	DISC, 22 1/2" straight opener
8		306108A1		1	CAP, hub H211
9		306111A1		1	GUARD, dust cap
10	1	306228A1		1	ARM, mount RH
10		306133A1		1	ARM, mount LH
11	1	439176A1		1	SPINDLE, single disc RH
11		439175A1		1	SPINDLE, single disc LH
12		439177A1		1	INSERT, seal face
13		439178A1		1	GUARD, hub grass wrap
14		439179A1		1	SEAL, RUBBER, bearing nitrile
15		439232A1		1	HUB ASSY., H211-12 assembly with cups and zerk
16		572563R1		1	BEARING, CONE #L44649
17		340988A1		1	BEARING, CONE, #L45449
18		132709		1	BEARING, CUP, #L44610
19		340987A1		1	BEARING, CUP, #L45410

(1) Shown

**SDX30**

SPINDLE, DISC, AND HUB ASSEMBLY (ASN CBJ0007201)



## SPINDLE, DISC, AND HUB ASSEMBLY (ASN CBJ0007201)

REF	FN	PART NUMBER	YR/SN	QTY	DESCRIPTION
1		86504104		1	NIPPLE, LUBE, 1/4" x .56" lg, Drive
2		414-814		4	BOLT, Hex, 1/2"-20 x 7/8", G5, Full Thd
3		86632554		1	NUT, SLOTTED, 3/4"-16, G5
4		87398		1	PIN, SPLIT (COTTER), 3/16" x 1 1/4"
5		87364		2	WASHER, 1/2", SAE
6		87381		1	WASHER, 3/4", SAE
7		306001A1		1	DISC, 22 1/2" straight opener
8		306108A1		1	CAP, hub H211
9		306111A1		1	GUARD, dust cap
10		87450260		1	ARM, mount RH
10		87505370		1	ARM, mount RH
10		87450259		1	ARM, mount LH
10		87505363		1	ARM, mount LH
11		439655A1		1	SPINDLE, single disc
12		87421648		1	SEAL, bearing
13		439658A1		1	GUARD, hub grass wrap
14		439657A1		1	INSERT, seal face
15		439653A1		1	HUB, assembly 4 bolt with cups and zerk
16		572563R91		1	BEARING, CONE, #L44649
17		175507		1	BEARING, CONE, TAPER ROLLER
18		132709		1	BEARING, CUP, #L44610
19		536054R1		1	BEARING, CUP, TM#L68111
20		280375		1	NUT, LOCK, 3/4"-10, GC
100		87452745		AR	TOOL, GENERAL, seal enclosure install
100	1, 2	87505411		1	KIT, packer bushing update

(1) Used on 87450259 and 87450260

(2) Not Shown

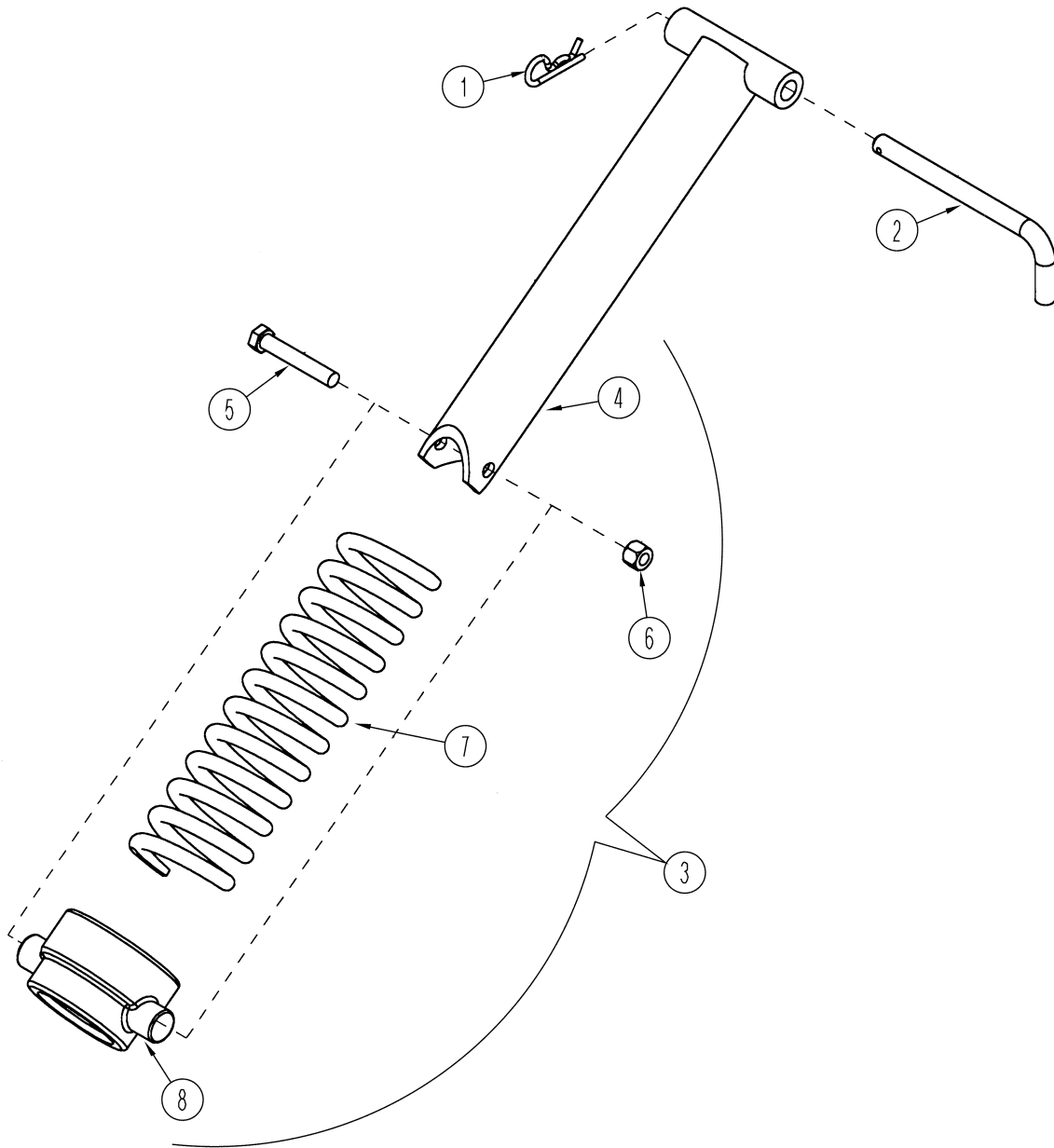
**SDX30**

4.070.1

p1

11/08

SPRING ASSEMBLY (BSN CBJ0007174 AND BSN CKB0028188)



## SPRING ASSEMBLY (BSN CBJ0007174 AND BSN CKB0028188)

REF	FN	PART NUMBER	YR/SN	QTY	DESCRIPTION
1		136-163		1	PIN, SPLIT (COTTER), Int, 5/16" x .177
2		306078A1		1	PIN, spring adjustment
3		306205A1		1	SPRING, compression single disc (Order Components)
4		306206A1		1	TUBE, guide spring assembly
5		87339		1	BOLT, Hex, 1/2"-13 x 3", G5
6		87530607		1	NUT, 1/2"-13, GB
7		306095A1		1	SPRING, compression 1/2" wire 3 1/2" od x 13" long
8		350418A1		1	COLLAR, spring cast

**SDX30**

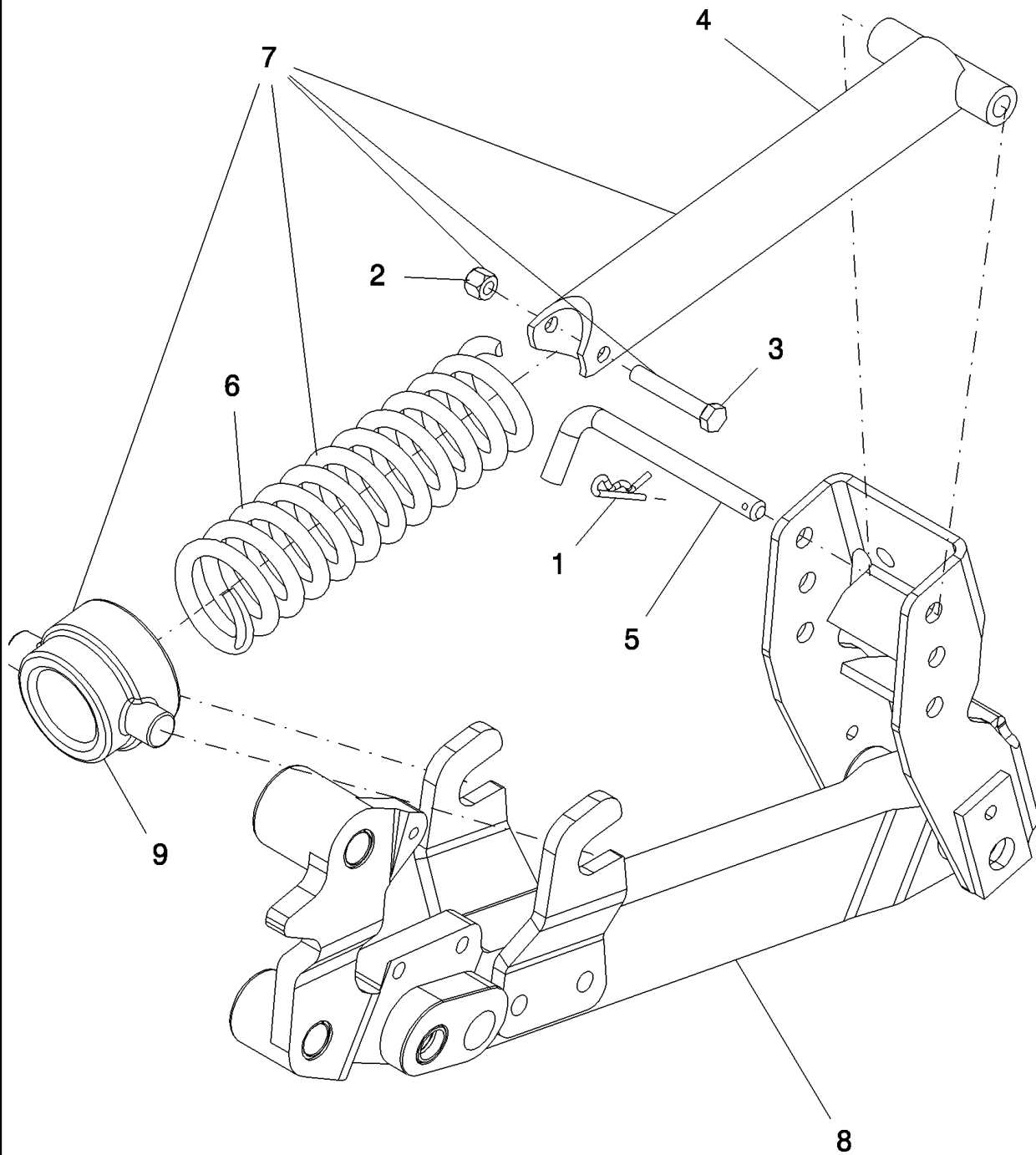


4.071.1

p1

02/09

SPRING ASSEMBLY (ASN CBJ0007175)



## SPRING ASSEMBLY (ASN CBJ0007175)

REF	FN	PART NUMBER	YR/SN	QTY	DESCRIPTION
1		136-163		1	PIN, SPLIT (COTTER), Int, 5/16" x .177
2		87530607		1	NUT, 1/2"-13, GB
3		87339		1	BOLT, Hex, 1/2"-13 x 3", G5
4		306206A1		1	TUBE, guide spring assembly
5		306078A1		1	PIN, spring adjustment
6		306095A1		1	SPRING, compression 1/2" wire 3 1/2" od x 13" long
7		306205A1		1	SPRING, compression single disc (Order Components)
8	1	306228A1	BSN CBJ0007184	1	ARM, mount RH
8		87450260	ASN CBJ0007185	1	ARM, mount RH
8		87505370			ARM, mount RH
8		306133A1	BSN CBJ0007184	1	ARM, mount LH
8		87450259	ASN CBJ0007184	1	ARM, mount LH
8		87505363			ARM, mount LH
9		350418A1		1	COLLAR, spring cast
100	2,3	87505411		1	KIT, packer bushing update

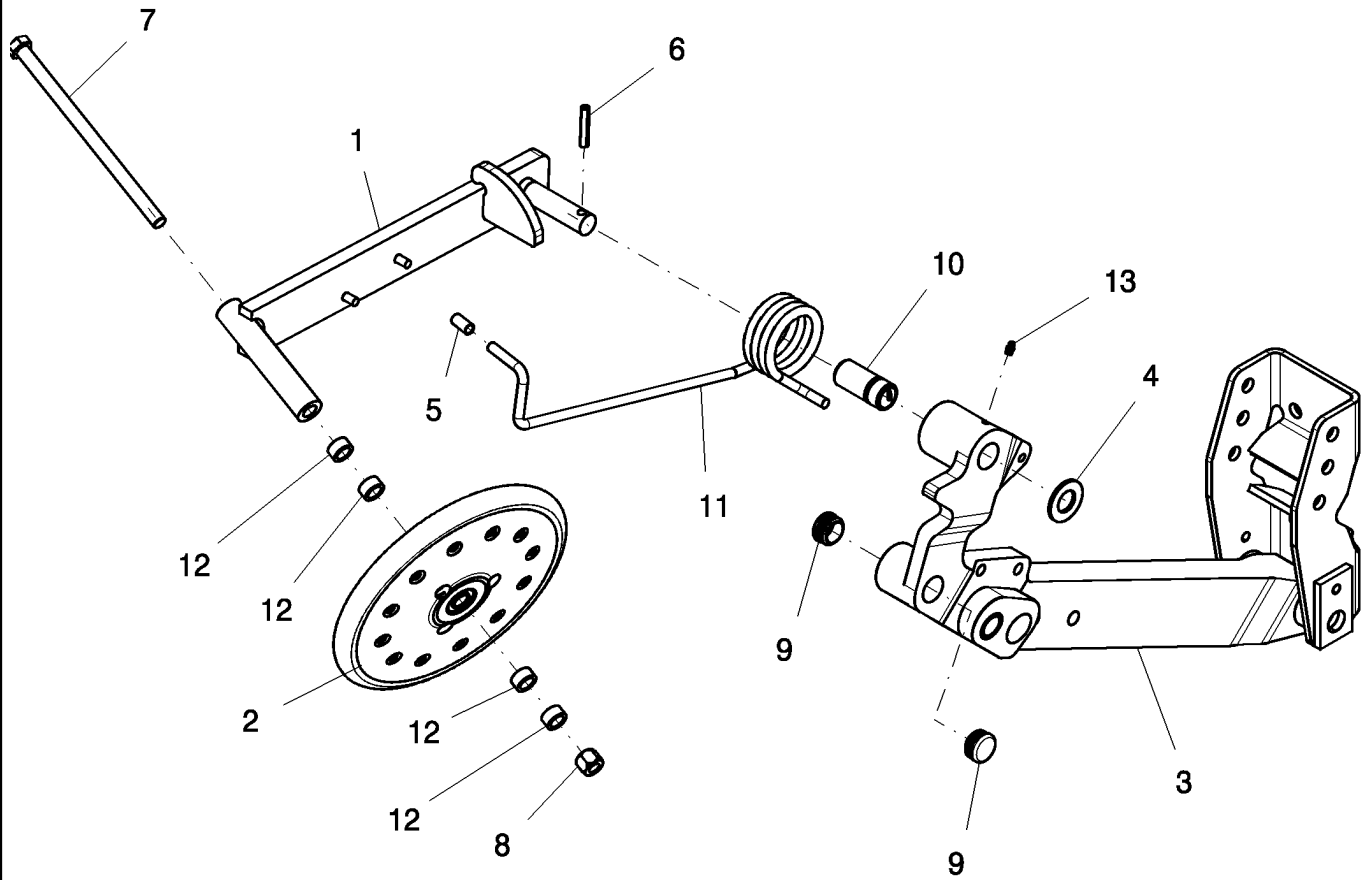
(1) Shown

(2) Used on 87450259 and 87450260

(3) Not Shown

**SDX30**

PACKER WHEEL ARM ASSEMBLY



## PACKER WHEEL ARM ASSEMBLY

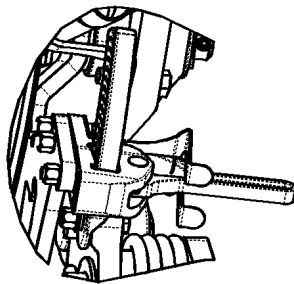
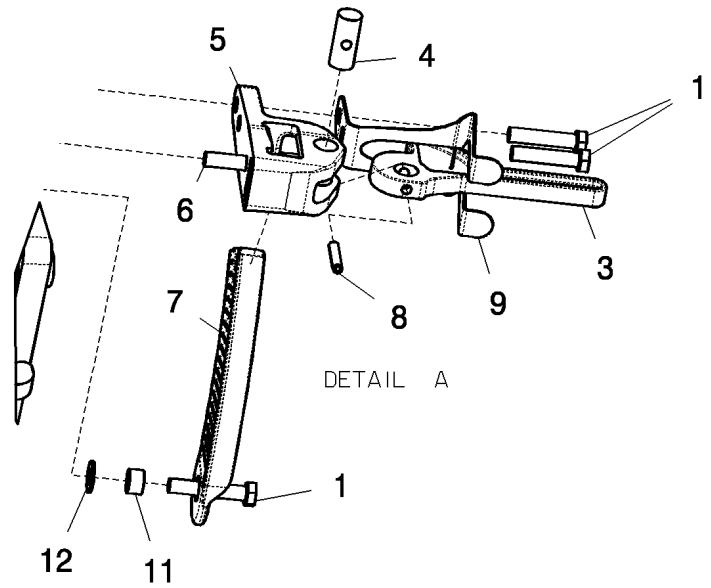
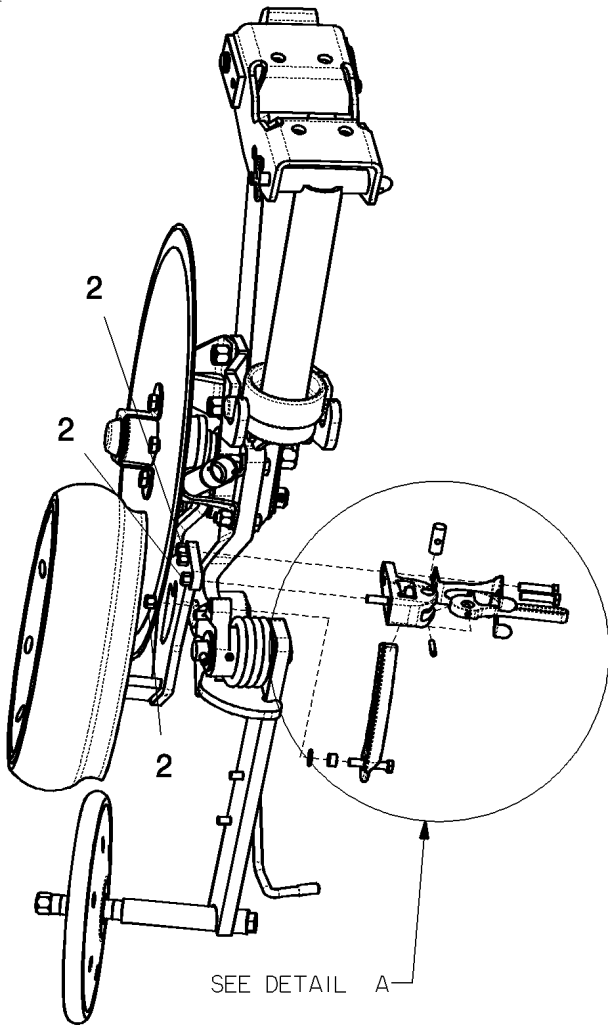
REF	FN	PART NUMBER	YR/SN	QTY	DESCRIPTION
1	1	306239A1		1	ARM, mount assembly RH
1	2	306128A1		1	ARM, mount assembly LH
2		87695406		1	WHEEL, 1" x 12" nylon/rubber
3	1	306228A1	ASN CBJ0007301	1	ARM, mount RH
3		306133A1		1	ARM, mount LH
4		87367		1	WASHER, 1", SAE
5		350587A1		1	CAP, PVC 10.31ID X 25 MM RED
6		438-22432		1	PIN, LOCK, 3/8" x 2", Slotted
7		413-10176		1	BOLT, Hex, 5/8"-11 x 11", G5
8		85700693		1	NUT, LOCK, 5/8"-11, GC
9		439225A1		2	PLUG, seed lock
10		64601C1	Before 11/05	2	BUSHING, tension 1 1/4" x 1" x 1" long
10		87504961	From 12/05	1	BUSHING, tension 1 1/4" x 1" x 2 3/4" long
11	2	306220A1		1	SPRING, torsion 7/16" wire x 2 3/4" id LH
11	1	306230A1		1	SPRING, torsion 7/16" wire x 2 3/4" id RH
12		306146A1		4	SPACER, 11/16" x 1" x 1/2"
13		87414		1	NIPPLE, LUBE, 1/4"-28 x .56" lg, Drive

(1) Shown

(2) Not Shown

**SDX30**

DEPTH HANDLE UPDATE



UNEXPLODED VIEW

## DEPTH HANDLE UPDATE

REF	FN	PART NUMBER	YR/SN	QTY	DESCRIPTION
0		87627347		1	KIT, depth gage assy, RH
0		87627348		1	KIT, depth gage assy, LH
1		9706689		2	BOLT, Hex, 3/8"-16 x 1 3/4", G5
2		86625064		3	NUT, LOCK, 3/8"-16, GB
3		87516551		1	HANDLE, cam adjusting
4		87516556		1	PIN, PIVOT, cam handle
5		87516670		1	BLOCK, depth adjusting
6		88011		1	BOLT, Hex, 3/8"-16 x 1 1/4", G5, Full Thd
7		87516659		1	LINK, depth adjusting, LH
7		87517082		1	LINK, depth adjusting, RH
8		438-11620		1	PIN, LOCK, 1/4" x 1 1/4", Slotted
9		87516552		1	CATCH, spring clip
11		306119A1		1	SPACER, depth control bracket
12		87016		1	WASHER, 3/8", SAE
100		87611225		1	INSTRUCTION, depth update

**SDX30**



---

## SECTION INDEX

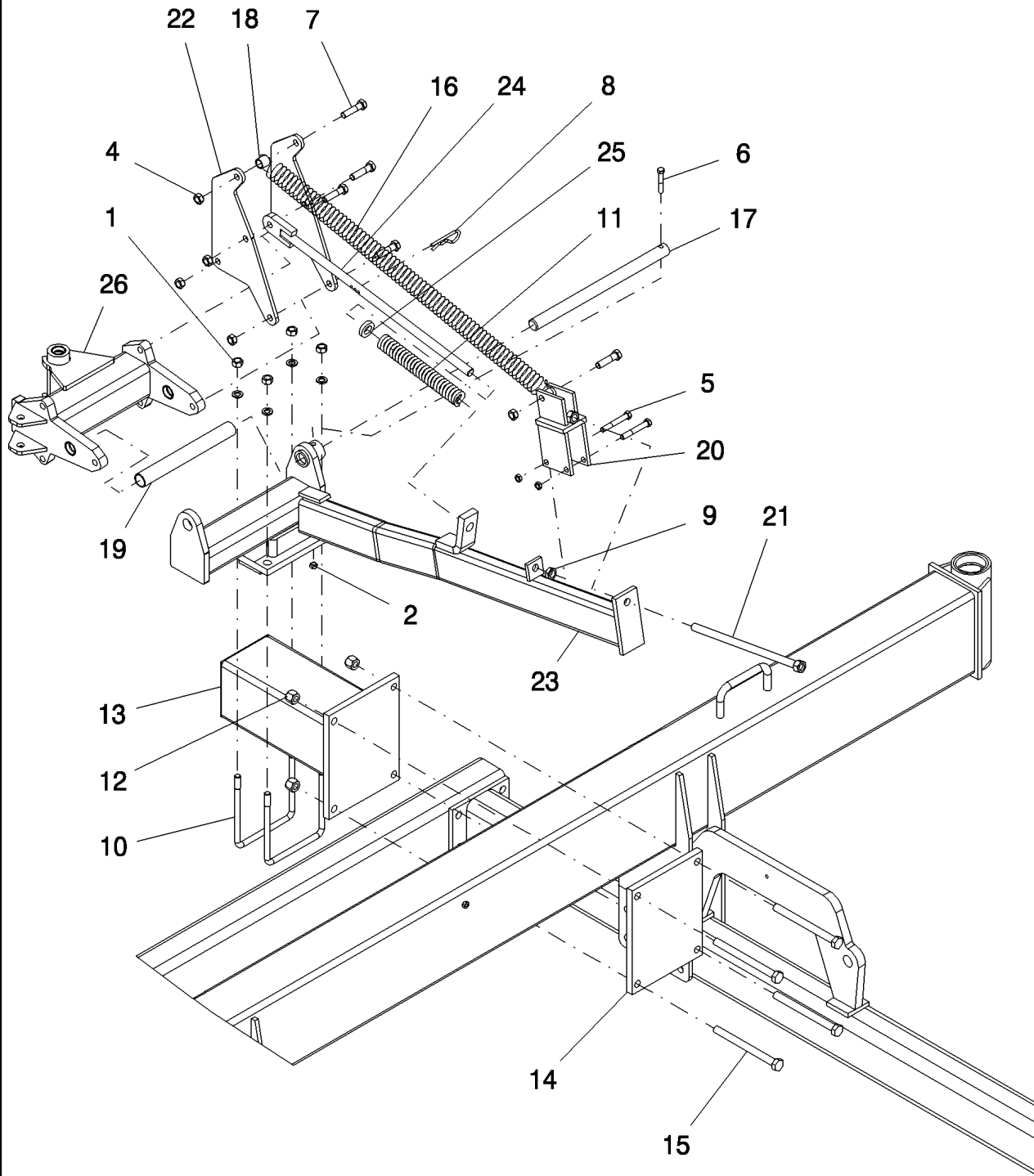
### Options

---

5.010.1	ENDMARKER MOUNTS
5.020.1	ENDMARKER INNER BI-FOLD
5.030.1	ENDMARKER OUTER BI-FOLD
5.040.1	ENDMARKER BI-FOLD AND HUB ASSEMBLY
5.050.1	ENDMARKER VALVE MOUNT BRACKET
5.060.1	ENDMARKER HYDRAULICS
5.070.1	ENDMARKER HYDRAULIC CYLINDER 2" X 12" - 2500 PSI



ENDMARKER MOUNTS

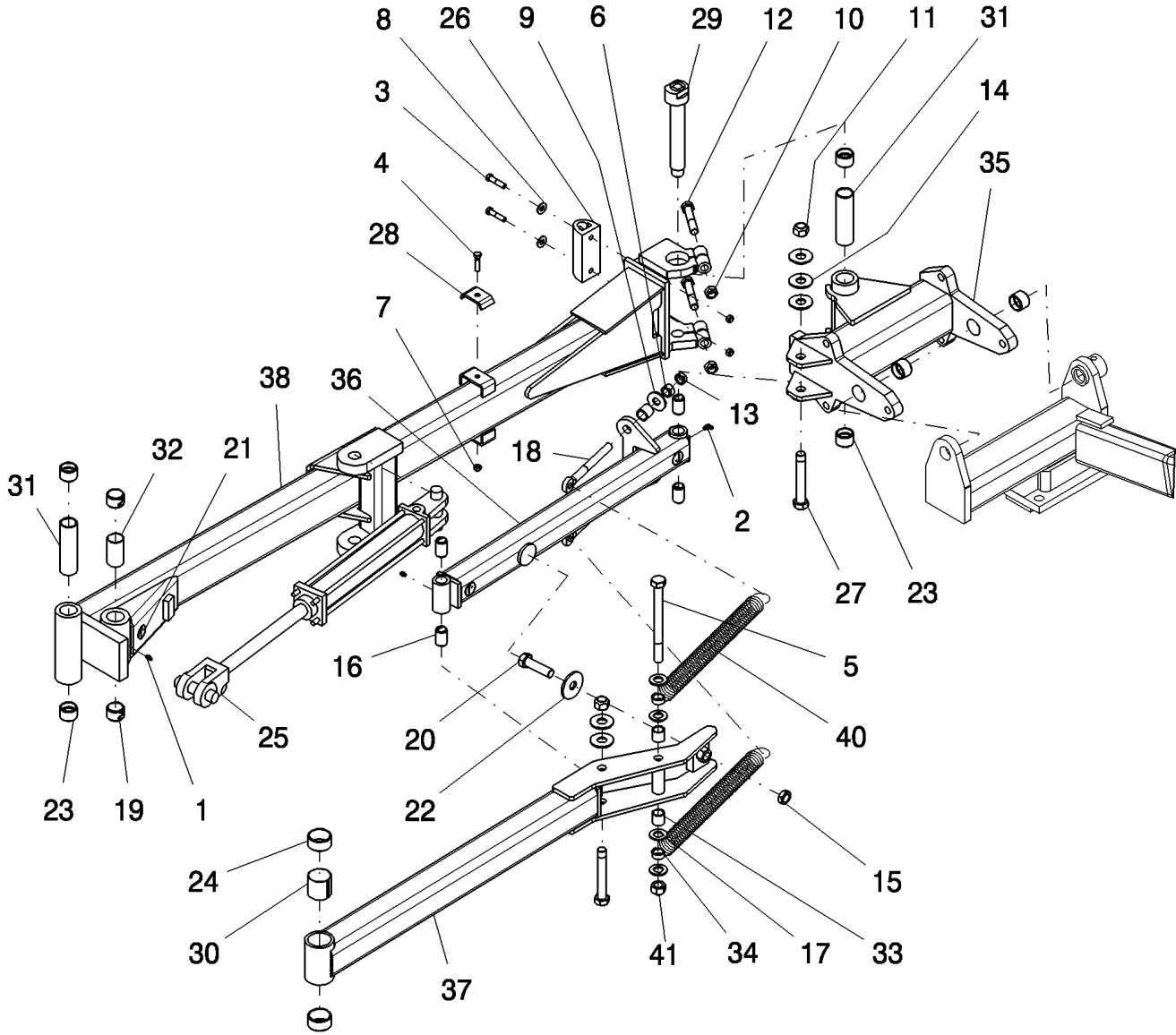


## ENDMARKER MOUNTS

REF	FN	PART NUMBER	YR/SN	QTY	DESCRIPTION
1		280374		4	NUT, 5/8"-11, G5
2		280980		3	NUT, LOCK, 7/16"-14, GC
3		86729275		4	WASHER, LOCK, 5/8"
4		85700693		5	NUT, LOCK, 5/8"-11, GC
5		9637417		2	BOLT, Hex, 1/2"-13 x 3 1/2", G5
6		88604		1	BOLT, Hex, 7/16"-14 x 2 1/2", G5
7		280233		5	BOLT, Hex, 5/8"-11 x 2 1/2", G8
8		3682		1	PIN, SPLIT (COTTER), hairpin, .243" x 4"
9		86632557		1	NUT, Jam, 3/4"-10, G5
10		9661		2	U-BOLT, us 5/8"-11 7 1/8"w 8 1/2"d -G5
11		87505302		1	SPRING, C 5/16" wire x 1 5/8" od x 12 1/2" long
12		232-14412		4	NUT, LOCK, 3/4"-10, GB
13		425842A1		1	MOUNTING PARTS, endmarker
14		425844A1		1	PLATE, bolting
15		88945	Before 08/08	4	BOLT, Hex, 3/4"-10 x 8", G5
15		426-12136	From 08/08	4	BOLT, Hex, 3/4"-10 x 8 1/2", G8
16		87505301		1	SPRING, TENSION, .406 x 2 3/8" x 28 1/2"
17		87661321		1	PIN, 31.75 mm x 458 mm
18		87660735		2	SPACER, tube spring bias
19		TM-132		1	SPACER, tube, horizontal pivot
20		TM-157		1	BRACKET, tension spring
21		TM-158		1	BOLT, 3/4"-8 x 15", full thread
22		TM-159		2	PLATE, spring mount
23		TM-160		1	KNUCKLE ASSY., saddle, bifold
24		TM-165		1	LINK, compression
25		TM-166		1	SPACER, cushion stop plate
26		TM-167		1	BRACKET, main mount knuckle, bifold

SDX30

ENDMARKER INNER BI-FOLD



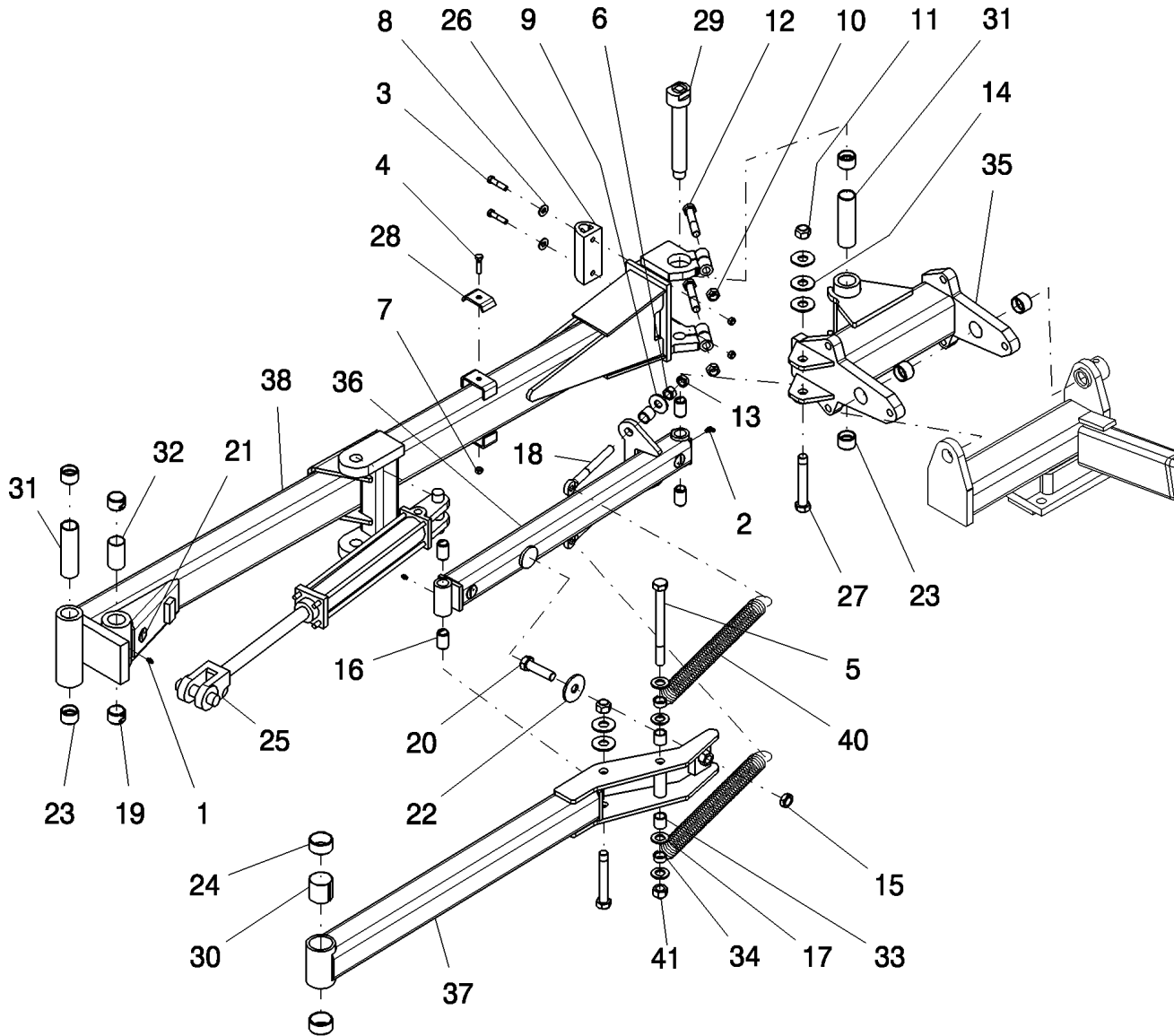
## ENDMARKER INNER BI-FOLD

REF	FN	PART NUMBER	YR/SN	QTY	DESCRIPTION
1		87414		2	NIPPLE, LUBE, 1/4"-28 x .56" lg, Drive
2		87415		1	NIPPLE, LUBE, 90°, 1/4" NPT x .75" lg, Drive
3		9706689		2	BOLT, Hex, 3/8"-16 x 1 3/4", G5
4		88044		1	BOLT, Hex, 3/8"-16 x 1 1/2", G5
5		88945	Before 12/06	1	BOLT, Hex, 3/4"-10 x 8", G5
5		426-12136	BTW 01/07 & 08/08	1	BOLT, Hex, 3/4"-10 x 8 1/2", G8
5		86502676	From 08/08	1	BOLT, Hex, 3/4"-10 x 8 1/2", G5
6		280374		2	NUT, 5/8"-11, G5
7		88902		3	NUT, LOCK, 3/8"-16, GC
8		80702		2	WASHER, 3/8"
9		80299		2	WASHER, 5/8"
10		85700693		2	NUT, LOCK, 5/8"-11, GC
11		280375		2	NUT, LOCK, 3/4"-10, GC
12		280119		2	BOLT, Hex, 5/8"-11 x 3 1/2", G5
13		86632556		2	NUT, Jam, 5/8"-11, G5
14		86511191		5	WASHER, 3/4"
15		86632557		1	NUT, Jam, 3/4"-10, G5
16		3929		4	BUSHING, tension 1" x 3/4" x 1 1/2" long
17		87381		4	WASHER, 3/4", SAE
18		4269		2	EYEBOLT, 5/8"-11x 7 3/8"
19		87505190		2	BUSHING, tension 1 1/2" x 1 1/4" x 1"
20		6452		1	BOLT, Hex, 3/4"-10 x 2 3/4", G5, Full Thd
21		6566		3	DECAL, grease 50 hours
22		87325443		1	WASHER, 25/32" x 2 1/2" x 3/16"
23		87420247		6	BUSHING, gar mgl 1 1/2" x 1 1/4" x 1" polygon
24		6637		2	BUSHING, composite 2" x 1 3/4" x 1"
25	1	22990		1	HYDRAULIC CYLINDER, 2" x 12" Monarch, 3000 psi, with pins
26		408657A1		1	BUMPER, pad, rubber, D-shape 2 1/8" w x 1 7/8" h x 5" long
27		23583		2	BOLT, 3/4"-10 x 5" -G5 5/8" thread
28		CC-105		1	CLAMP, HOSE, for 2 hoses
29		87661322		1	PIN, offset
30		DR-872		1	SPACER, walking beam 2" od x 1 7/8" long

(1) Refer to 2" x 12" Cylinder Parts For Details

**SDX30**

ENDMARKER INNER BI-FOLD

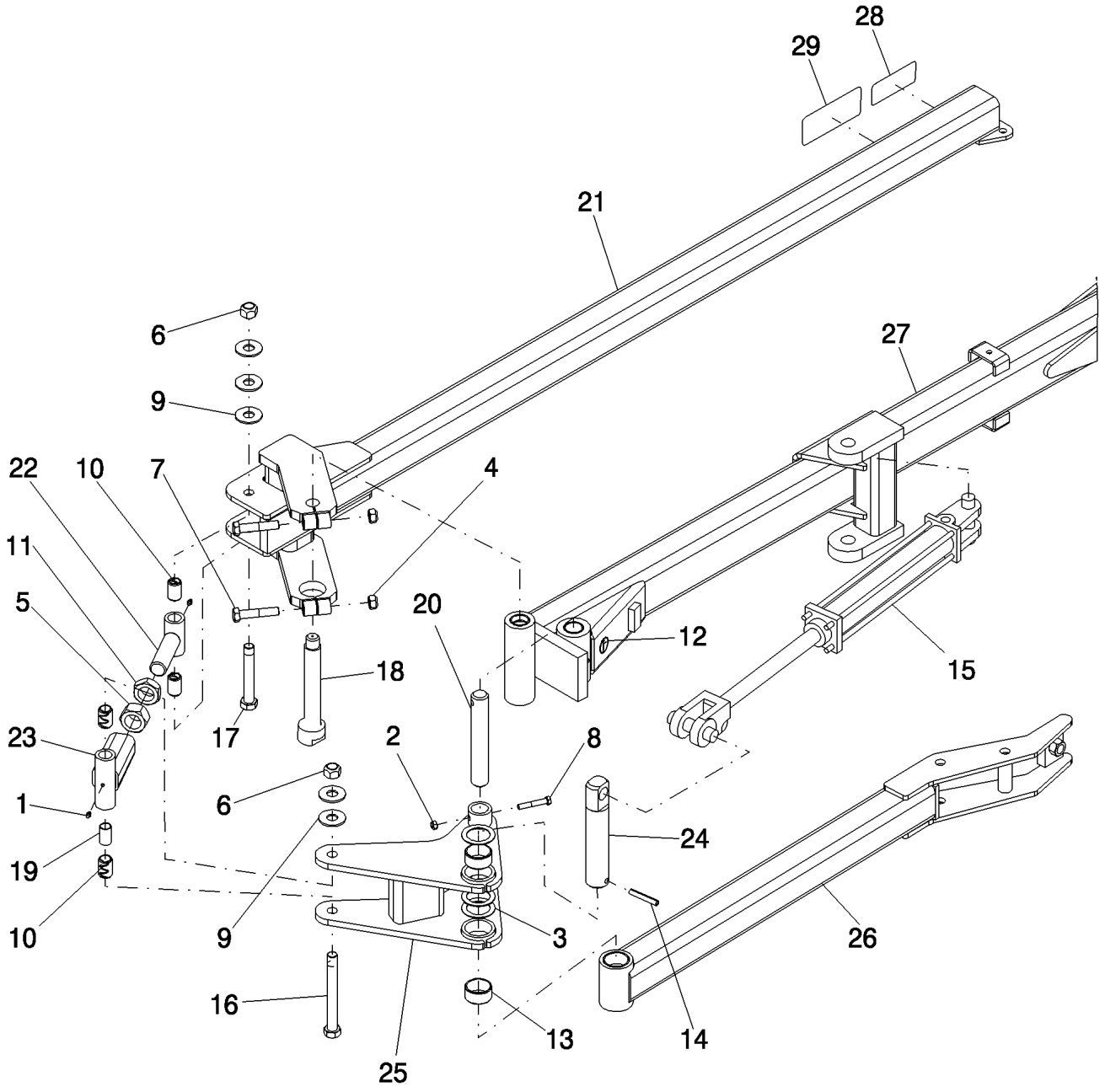


## ENDMARKER INNER BI-FOLD

REF	FN	PART NUMBER	YR/SN	QTY	DESCRIPTION
31		NN-361		2	SPACER, 1 1/2" od x 3/32" thick x 1/2" long
32		TM-115		1	SPACER, tube, pivot link
33		87660735		4	SPACER, tube spring bias
34		87660733	Before 12/06	2	SPACER, breakaway spring
34		87376764	From 01/07	2	BUSHING, breakaway
35		TM-167		1	BRACKET, main mount knuckle, bifold
36		TM-197		1	LINK, breakaway, inner - 15'
37		TM-213		1	LINK, CONNECTING, breakaway, outer - 15'
38		TM-120V3		1	BOOM, main 15' endmarker
40		87505303		2	SPRING, TENSION, 5/16" wire 1 5/64" od x 18" long
41		{87698752}	From 08/08	1	NUT, LOCK 3/4"-10
41		87318632	Before 08/08	1	NUT, LOCK, 3/4", 2-way lock

SDX30

ENDMARKER OUTER BI-FOLD



## ENDMARKER OUTER BI-FOLD

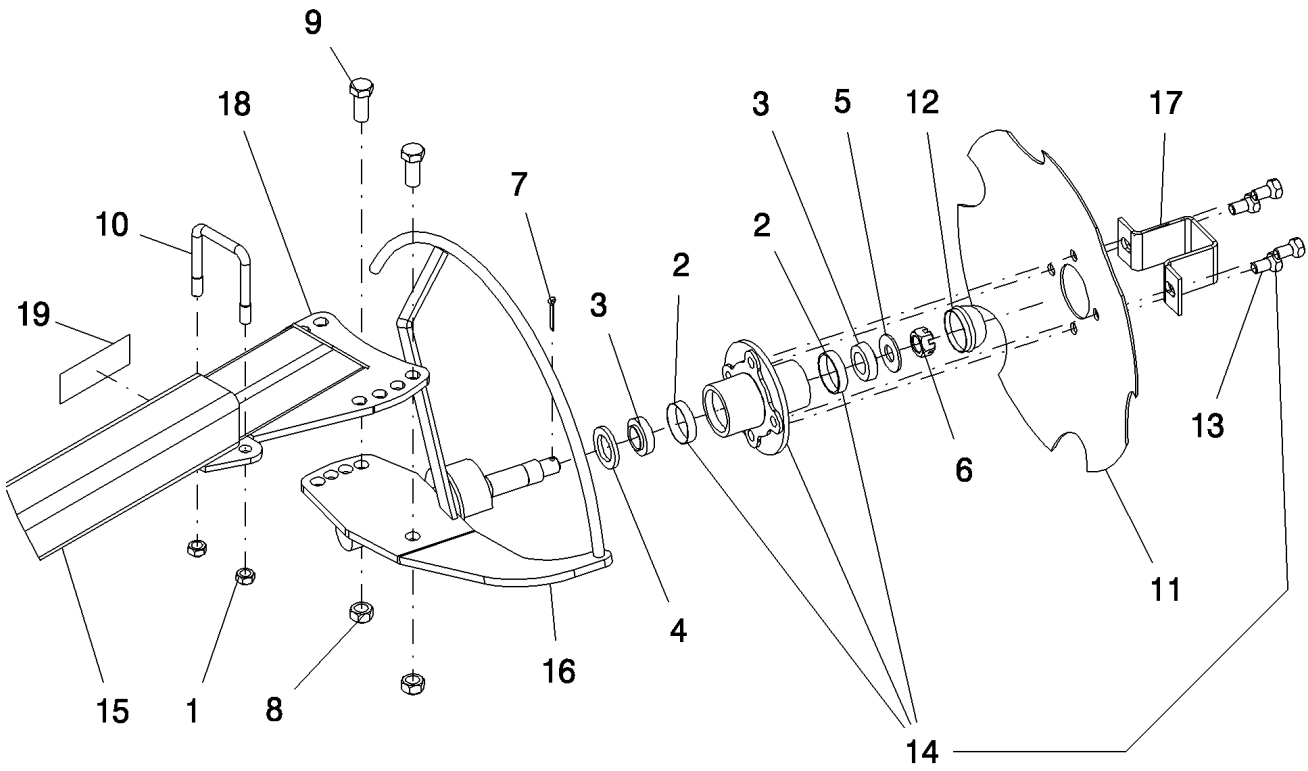
REF	FN	PART NUMBER	YR/SN	QTY	DESCRIPTION
1		87414		3	NIPPLE, LUBE, 1/4"-28 x .56" lg, Drive
2		88902		1	NUT, LOCK, 3/8"-16, GC
3		87325446		3	WASHER, 1 3/4" id 2 1/2" x 14 ga
4		85700693		2	NUT, LOCK, 5/8"-11, GC
5		9849649		1	NUT, 1 1/4"-7, G5
6		280375		2	NUT, LOCK, 3/4"-10, GC
7		87338		2	BOLT, Hex, 5/8"-11 x 3", G5
8		88546		1	BOLT, Hex, 3/8"-16 x 2 1/4", G5
9		86511191		5	WASHER, 3/4"
10		3929		4	BUSHING, tension 1" x 3/4" x 1 1/2" long
11		425-1420		1	NUT, Jam, 1 1/4"-7, G5
12		6566		2	DECAL, grease 50 hours
13		6637		4	BUSHING, composite 2" x 1 3/4" x 1"
14		9638		1	PIN, ROLL, 3/8" x 2 1/2"
15	1	22990		1	HYDRAULIC CYLINDER, 2" x 12" Monarch, 3000 psi, with pins
16		23582		1	BOLT, 3/4"-10 x 6 3/4"-G5 7/8" thread
17		23583		1	BOLT, 3/4"-10 x 5" -G5 5/8" thread
18		87661322		1	PIN, offset
19		SQ-803		1	SPACER, endmarker arm bushing
20		TM-111		1	PIN, PIVOT, 1 1/4" x 8 1/8"
21		TM-121		1	BOOM, primary swing, 15' endmarker
22		TM-147		1	LINK BLOCK, lever male
23		TM-151		1	LINK BLOCK, lever female adjuster
24		87660736		1	PIN, 44.45 mm x 161 mm
25		87628408		1	LINK, lug endmarker
26		TM-213		1	LINK, CONNECTING, breakaway, outer - 15'
27		TM-120V3		1	BOOM, main 15' endmarker
28		18534389	From 08/08	1	DECAL, warning sign strike
29		23251	From 08/08	1	DECAL, endmarker hazard

(1) Refer to 2" x 12" Cylinder Parts For Details

**SDX30**



ENDMARKER BI-FOLD AND HUB ASSEMBLY



## ENDMARKER BI-FOLD AND HUB ASSEMBLY

REF	FN	PART NUMBER	YR/SN	QTY	DESCRIPTION
1		86992215		2	NUT, LOCK, 1/2"-13, GC
2		132709		2	BEARING, CUP, #L44610
3		D29266		2	BEARING, CONE, TM#L44643
4		432625A1		1	SEAL, OIL, SE10
5		1586		1	WASHER, spindle wa10 .75 id
6		1589		1	NUT, SLOTTED, 3/4"-16, G2
7		86523851		1	PIN, SPLIT (COTTER), 5/32" x 1 1/4"
8		85700693		2	NUT, LOCK, 5/8"-11, GC
9		88062		2	BOLT, Hex, 5/8"-11 x 1 1/2", G5, Full Thd
10		1344524C1		1	U-BOLT, us 1/2" x 2 9/18" w x 3 1/2" d 1" thread
11		432620A1		1	DISC, notched 16" concave
12		306108A1		1	CAP, hub H211
13		1013597		4	BOLT, wheel 1/2" -20 G5
14	1	87412999		1	HUB, H211 assembly with cups and bolts
15		TM-121		1	BOOM, primary swing, 15' endmarker
16		87410958		1	GUARD, disc endmarker LH
16		87410959		1	GUARD, disc endmarker RH
17		87410960		1	GUARD, dust cap, endmarker
18		TM-163V2		1	EXTENSION, arm, endmarker
19		23251	From 08/08	1	DECAL, endmarker hazard

(1) Includes four 1013597 and two 572564R1

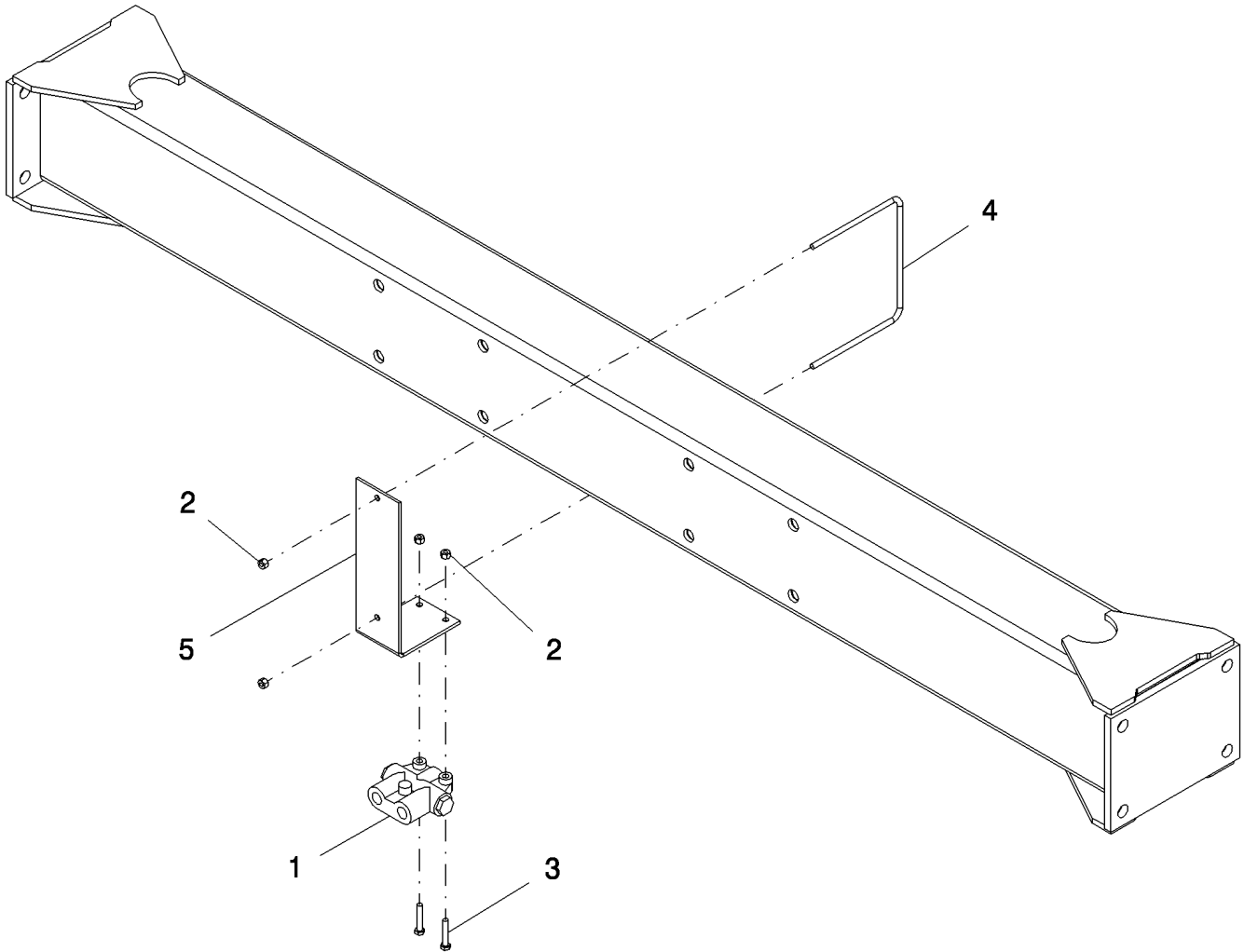
**SDX30**

5.050.1

p1

12/08

ENDMARKER VALVE MOUNT BRACKET

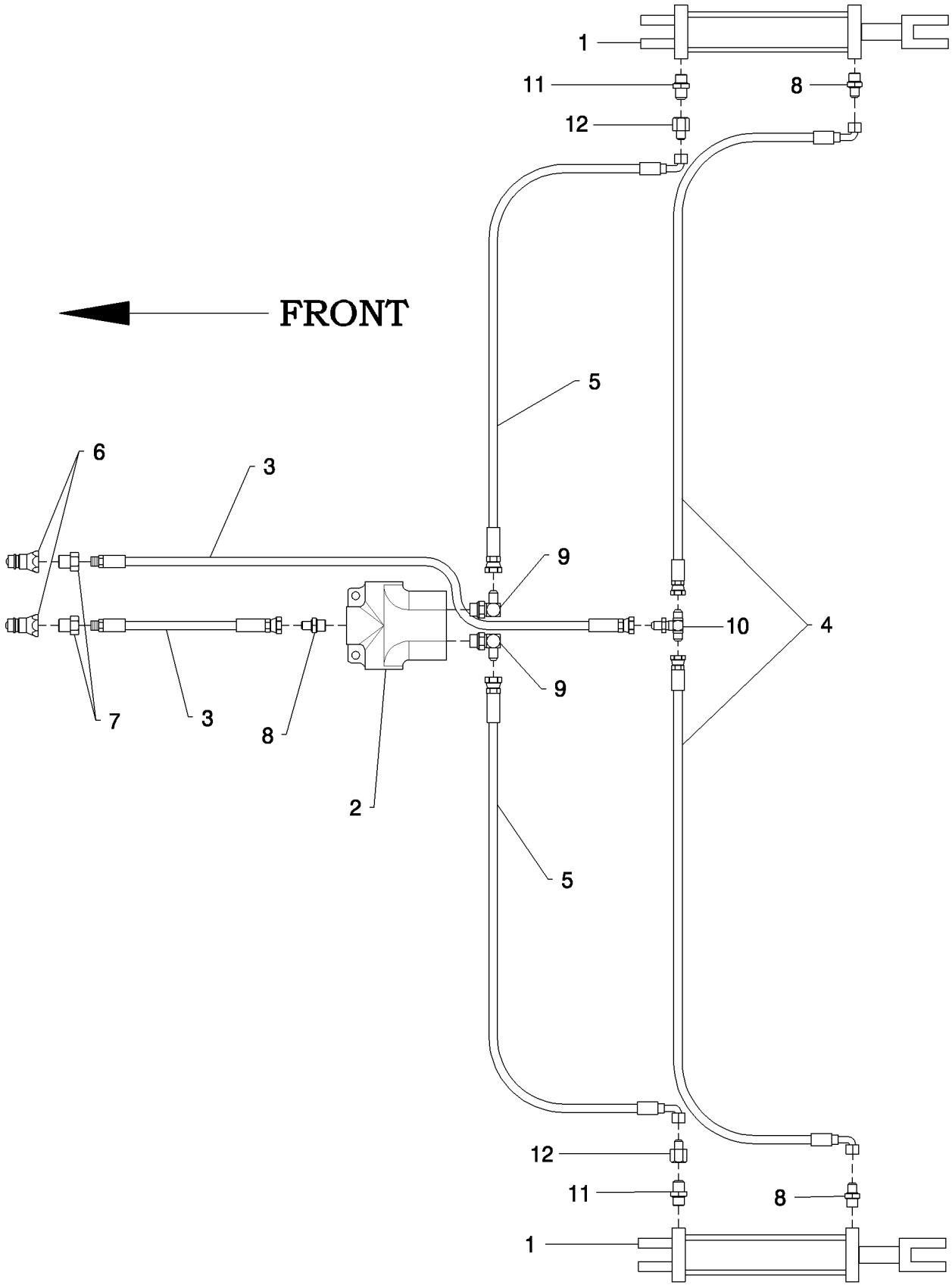


## ENDMARKER VALVE MOUNT BRACKET

REF	FN	PART NUMBER	YR/SN	QTY	DESCRIPTION
1		87506235		1	VALVE, REMOTE CONTROL, sequence 2 way 3 port
2		280736		4	NUT, LOCK, 5/16"-18, GC
3		9707515		2	BOLT, Hex, 5/16"-18 x 1 3/4", G5
4		425873A1		1	U-BOLT, us 5/16"-18 8 1/8"w 7"d -G5 2" thread
5		425874A1		1	BRACKET, SUPPORTING, mount

**SDX30**

ENDMARKER HYDRAULICS



## ENDMARKER HYDRAULICS

REF	FN	PART NUMBER	YR/SN	QTY	DESCRIPTION
1	1	22990		2	HYDRAULIC CYLINDER, 2" x 12" Monarch, 3000 psi, with pins
2		87506235		1	VALVE, REMOTE CONTROL, sequence 2 way 3 port
3		425841A1		2	HOSE, hyd 1/4" x 198"
4		23121		2	HOSE, hyd 1/4" x 277" fl
5		23400		2	HOSE, hyd 1/4" x 261" 3/8" fjic x 3/8" fjic
6		435414A1		2	COUPLING, QUICK, MALE, 1/2"-14 NPTF
7		2430		2	REDUCER, hydraulic 1/2" mpt x 3/8" fpt
8		128817		3	CONNECTOR, HYD., 9/16"-18, 37° x 3/4"-18, O-Ring
9		76347		2	ELBOW, 90°, 9/16"-18, 37° x 3/4"-16, O-Ring
10		23388		1	TEE, fitting, hydraulic - bulkhead
11		23387		2	FITTING, 1/2" mb x 1/2" mj
12		86624135		2	REDUCER, 37°, 3/4"-16, Fem x 9/16"-18 Male

(1) Refer to 2" x 12" Cylinder Parts For Details


**SDX30**

5.070.1

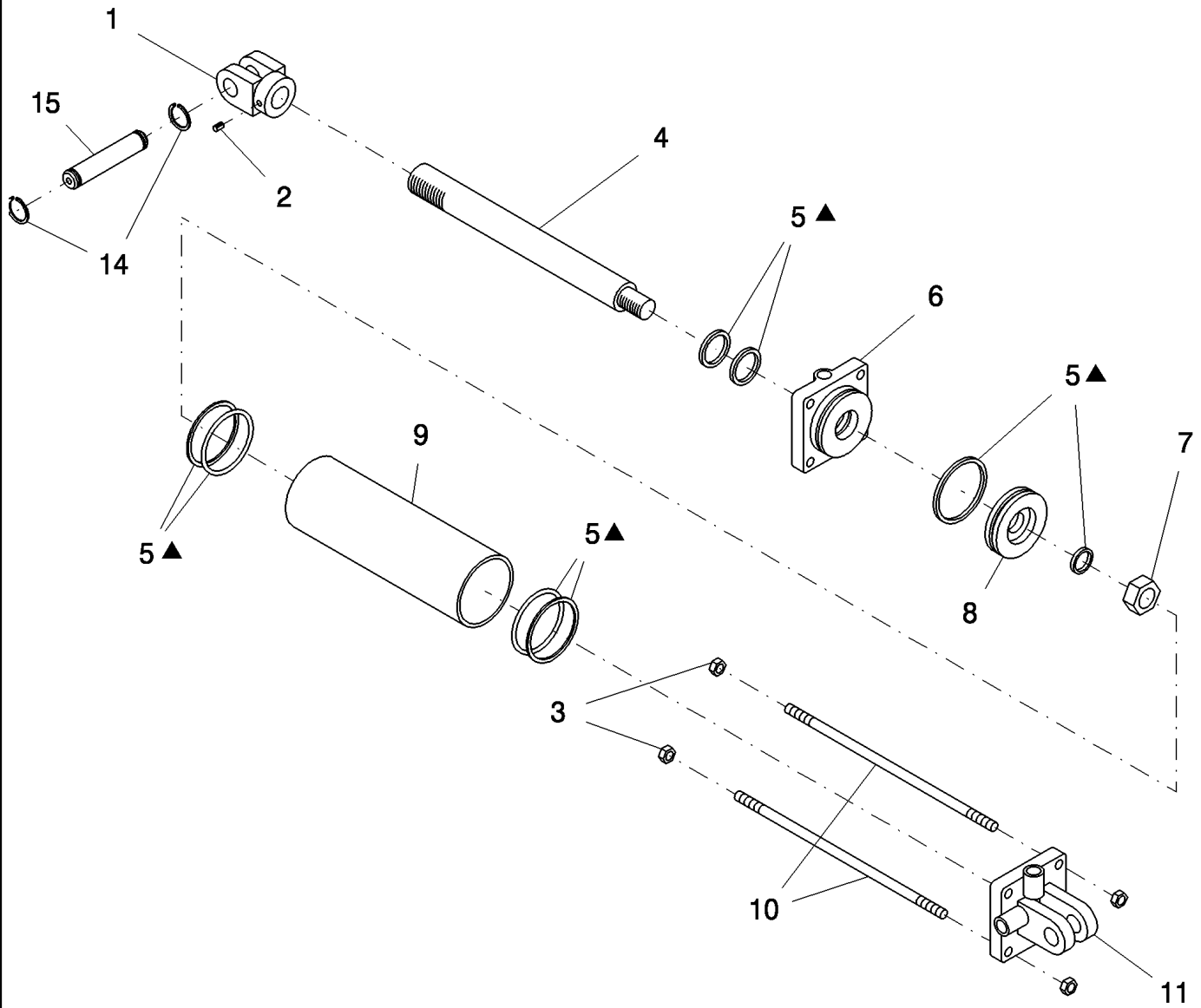
p1

11/08

ENDMARKER HYDRAULIC CYLINDER 2" X 12" - 2500 PSI



5 = ▲



**5.070.1**

p1

11/08

**ENDMARKER HYDRAULIC CYLINDER 2" X 12" - 2500 PSI**

REF	FN	PART NUMBER	YR/SN	QTY	DESCRIPTION
0		22990		1	HYDRAULIC CYLINDER, 2" x 12" Monarch, 3000 psi, with pins
1		7997		1	CLEVIS, cylinder 1" pin Monarch 1 1/8"-12 rod
2		83-1388		1	SET SCREW, Hex Soc, 3/8"-16 x 1/2"
3		9628503		8	NUT, 3/8"-16, G5
4		8182		1	SHAFT, cylinder, 2" x 12" Monarch 1 1/8" rod
5		8179		1	KIT, seals 2d & 1 1/8" rod Monarch #639572
6		86983878		1	CAP CYLINDER END, rod 2" x 12" Monarch 2" x 1 1/8" rod 8orb (#492665)
7		425038A1		1	NUT, cylinder piston 3/4"-16, GA
8		86983879		1	PISTON, cylinder, 2" x 3/4" Monarch psp seal (#494789)
9		2684		1	TUBE, cylinder, 2" x 12" Monarch
10		8181		4	TIE-ROD, threaded cylinder 3/8" x 12"
11		87409443		1	HEAD, cylinder base 2" bore
14		136-62		2	CLIP, hairpin external 3/4" id x 2"
15		1945		1	PIN, cylinder, 1 x 3 ul snap ring grv

**SDX30**





---

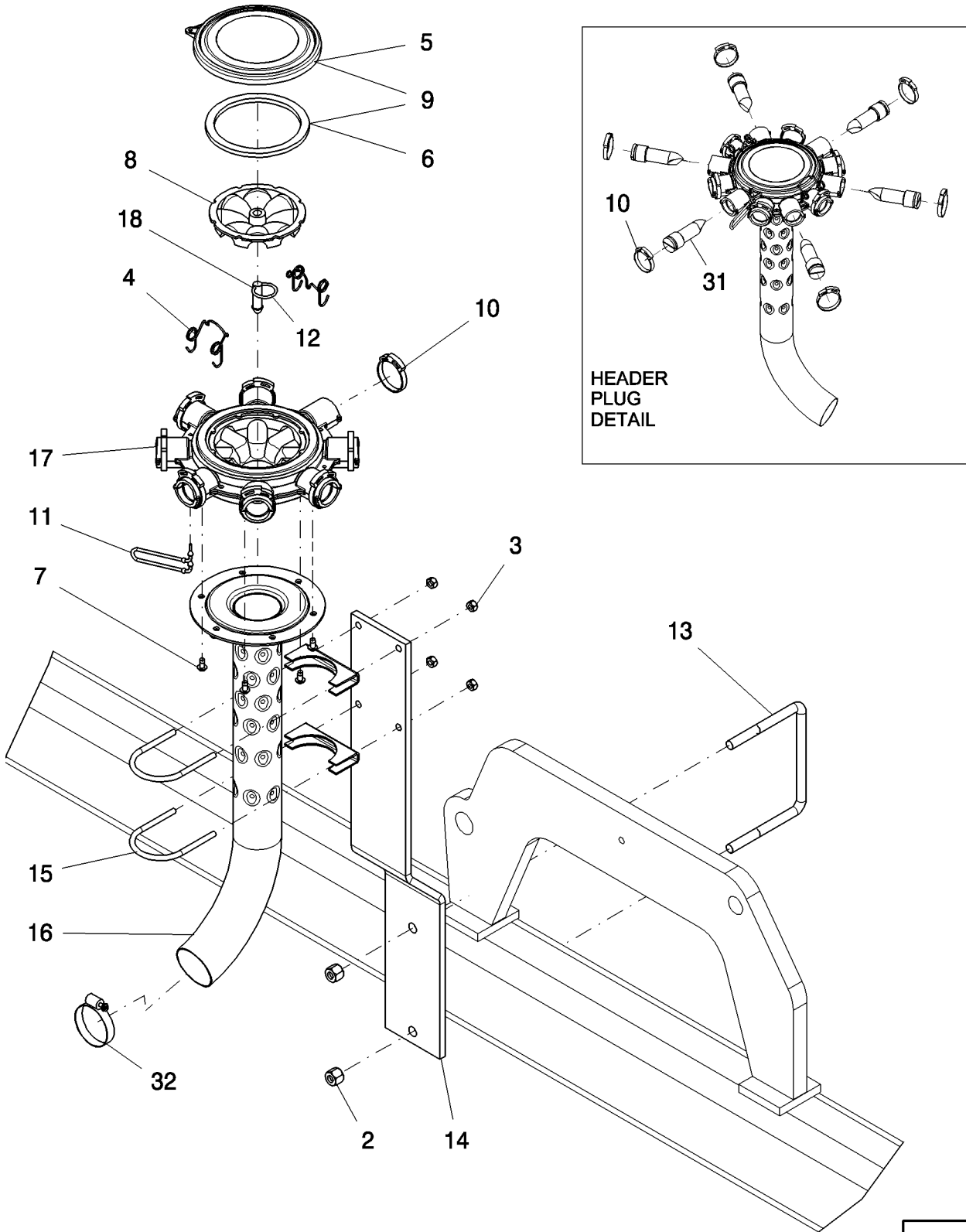
## SECTION INDEX

### Related Equipment

---

6.010.1	ADX AIR CART EZ FLOW HEADER MOUNTS
6.020.1	ADX AIR CART AIR DISTRIBUTION QUICK CONNECT
6.030.1	ADX AIR CART TOW BETWEEN CONNECTOR MOUNTS
6.040.1	CONCORD AIR CART FRONT TOW PRIMARY MANIFOLD STANDS
6.050.1	CONCORD AIR CART REAR TOW PRIMARY MANIFOLD STANDS
6.060.1	CONCORD AIR CART PRIMARY MANIFOLD
6.070.1	CONCORD AIR CART SECONDARY MANIFOLD
6.080.1	CONCORD AIR CART PIVOT BRACKETS
6.090.1	REMOTE SWITCH

ADX AIR CART EZ FLOW HEADER MOUNTS



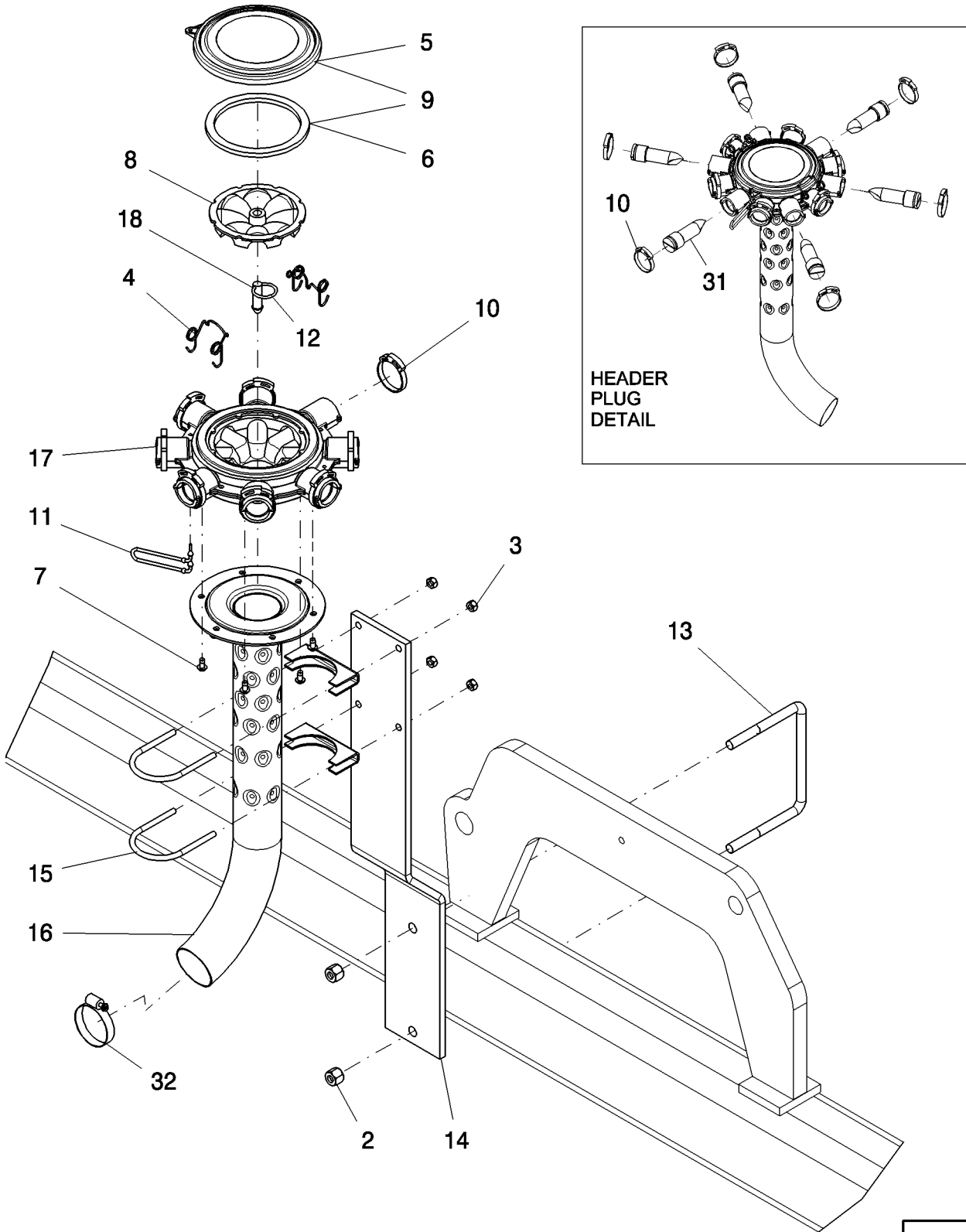
## ADX AIR CART EZ FLOW HEADER MOUNTS

REF	FN	PART NUMBER	YR/SN	QTY	DESCRIPTION
1	1, 2	GP-106SV1		AR	KIT, 6 port ez flow header
1	3	GP-107SV1		AR	KIT, header 7 port ez flow
1	4	GP-108SV1		AR	KIT, header 8 port ez flow
1	5	GP-109SV1		AR	KIT, header 9 port ez flow
1	6	GP-110SV1		AR	KIT, header 10 port ez flow
1	7	GP-111SV1		AR	KIT, header 11 port ez flow
1	8	GP-112SV1		AR	KIT, header 12 port ez flow
2		87530607		2	NUT, 1/2"-13, GB
3		9635082		4	NUT, 5/16"-18, G5
4		21746		2	CIRCLIP, lid ez flow header
5		51200054		1	COVER, ez flow header
6		21754		1	GASKET, lid - 5 3/8" od x 7/16" w x 1/4" thick
7		187-845		6	SCREW, SELF TAPPING, Slotted Rd Hd, 1/4" x 1/2"
8		REF		1	INSTRUCTION, For 6 port header, use 12 port header with 6 plugs
8	9	22323		1	INSERT, header 7 port
8	10	412922A1		1	INSERT, header 8 port
8	9	22071		1	INSERT, header 9 port
8	9	21749		1	INSERT, header 10 port
8	9	432590A1		1	INSERT, header 11 port
8	9	22073		1	INSERT, header 12 port
9	11	22104		1	LID, ez flow header with seal
10		22394		AR	CLAMP, hose nylon - 1 3/64" to 1 23/32" id
11		419998A1		1	CABLE, estane header securing

- (1) Includes 12 port header with 6 plugs - part number 23789  
(2) Includes GP-112, 22073, six 23789, GP-253, two 21746, six 22035, 22104, twelve 22394, 419998A1 and 22602  
(3) Includes GP-107, 22323, GP-253, three 21746, six 22035, 22104, seven 22394, 419998A1 and 22602  
(4) Includes GP-108, 22070, GP-253, three 21746, six 22035, 22104, eight 22394, 419998A1 and 22602  
(5) Includes GP-109, 22071, GP-253, three 21746, six 22035, 22104, nine 22394, 419998A1 and 22602  
(6) Includes GP-110, 21749, GP-253, two 21746, six 22035, 22104, ten 22394, 419998A1 and 22602  
(7) Includes GP-111, 22072, GP-253, three 21746, six 22035, 22104, eleven 22394, 419998A1 and 22602  
(8) Includes GP-112, 22073, GP-253, two 21746, six 22035, 22104, twelve 22394, 419998A1 and 22602  
(9) Not Shown  
(10) Shown  
(11) Includes gasket 21754

SDX30

ADX AIR CART EZ FLOW HEADER MOUNTS



## ADX AIR CART EZ FLOW HEADER MOUNTS

REF	FN	PART NUMBER	YR/SN	QTY	DESCRIPTION
12		22602		1	RING, SPECIAL, 1 1/16" id
13		1030623		1	U-BOLT, us 1/2"-13 6 1/16" w x 5" d 2" thread
14		312992A1		1	BRACKET, secondary manifold
15		1824		2	CLAMP, muffler, 2 1/2"
16	1, 2	GP-103		1	ELBOW, secondary standard
16	1, 3	GP-102		1	STAND, elbow secondary high abrasion
17		REF		1	INSTRUCTION, For 6 port header, use 12 port header with 6 plugs
17	3	GP-107		1	INSERT, header 7 port ez flow glued
17	2	GP-108		1	INSERT, header 8 port ez flow glued
17	3	GP-109		1	INSERT, header 9 port ez flow glued
17	3	GP-110		1	INSERT, header 10 port ez flow glued
17	3	GP-111		1	INSERT, header 11 port ez flow glued
17	3	GP-112		1	INSERT, header 12 port ez flow glued
18		GP-253		1	INSERT, nose header
31		87401070		6	PLUG, ez flow header
32		214-1444		1	CLAMP, HOSE, #44, 2.31/3.25 Type F Worm
100		86992286		1	HOSE, 2 1/2" id spiral pvc black order multiples of 100 feet
100		86993485		1	HOSE, flex black 1" id

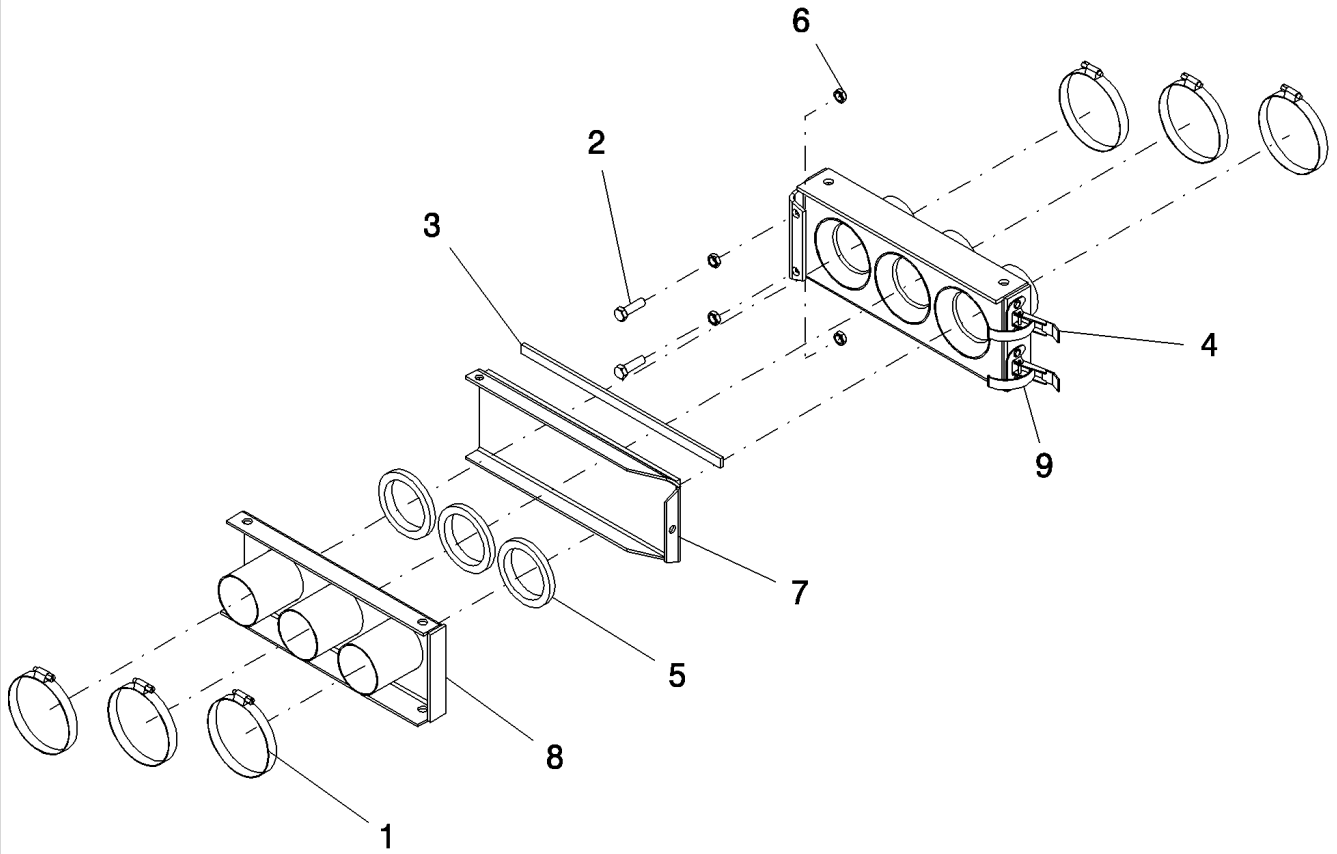
(1) Hose- 2.5 PVC Clear Spiral

(2) Shown

(3) Not Shown

**SDX30**

ADX AIR CART AIR DISTRIBUTION QUICK CONNECT



## ADX AIR CART AIR DISTRIBUTION QUICK CONNECT

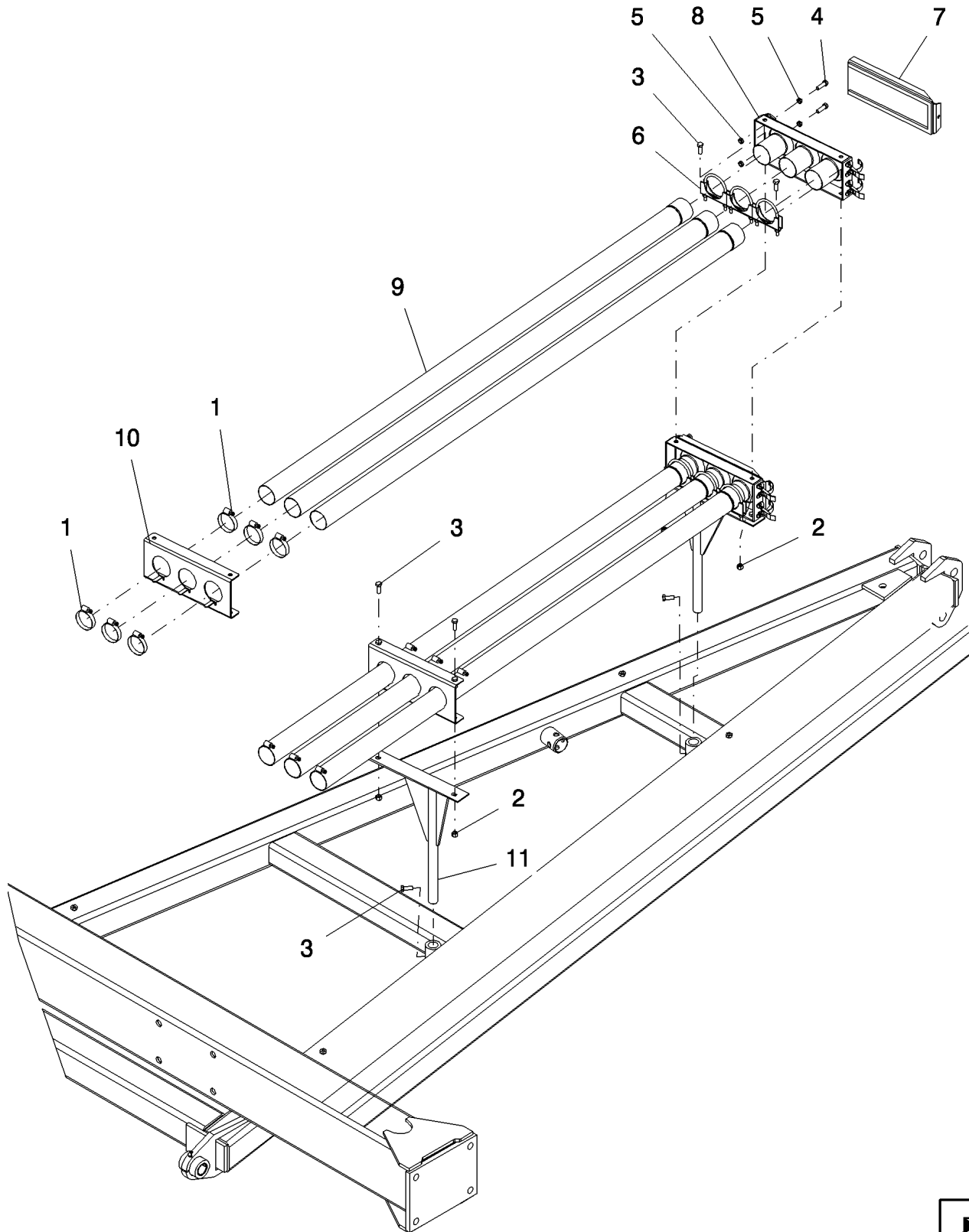
REF	FN	PART NUMBER	YR/SN	QTY	DESCRIPTION
1		214-1444		6	CLAMP, HOSE, #44, 2.31/3.25 Type F Worm
2		88011		2	BOLT, Hex, 3/8"-16 x 1 1/4", G5, Full Thd
3		425289A1		1	FOAM, 3/16" x 1/2" - closed cell (50' roll)
4		5625		2	LATCH, clamp over center
5		6177		3	SEAL, quick connect 2 1/2" id
6		87016560		4	NUT, Jam, 3/8"-16, G5
7		GD-254		1	COVER, plate hose connect
8		GD-673		1	FITTING, hose connector 2 1/2"
9	1	GD-672A		1	HOLDER, quick connect 2 1/2" female
100		86992286		1	HOSE, 2 1/2" id spiral pvc black order multiples of 100 feet

(1) Includes two 413-620, four 425-146, two 5625 and four 4630

**SDX30**



ADX AIR CART TOW BETWEEN CONNECTOR MOUNTS



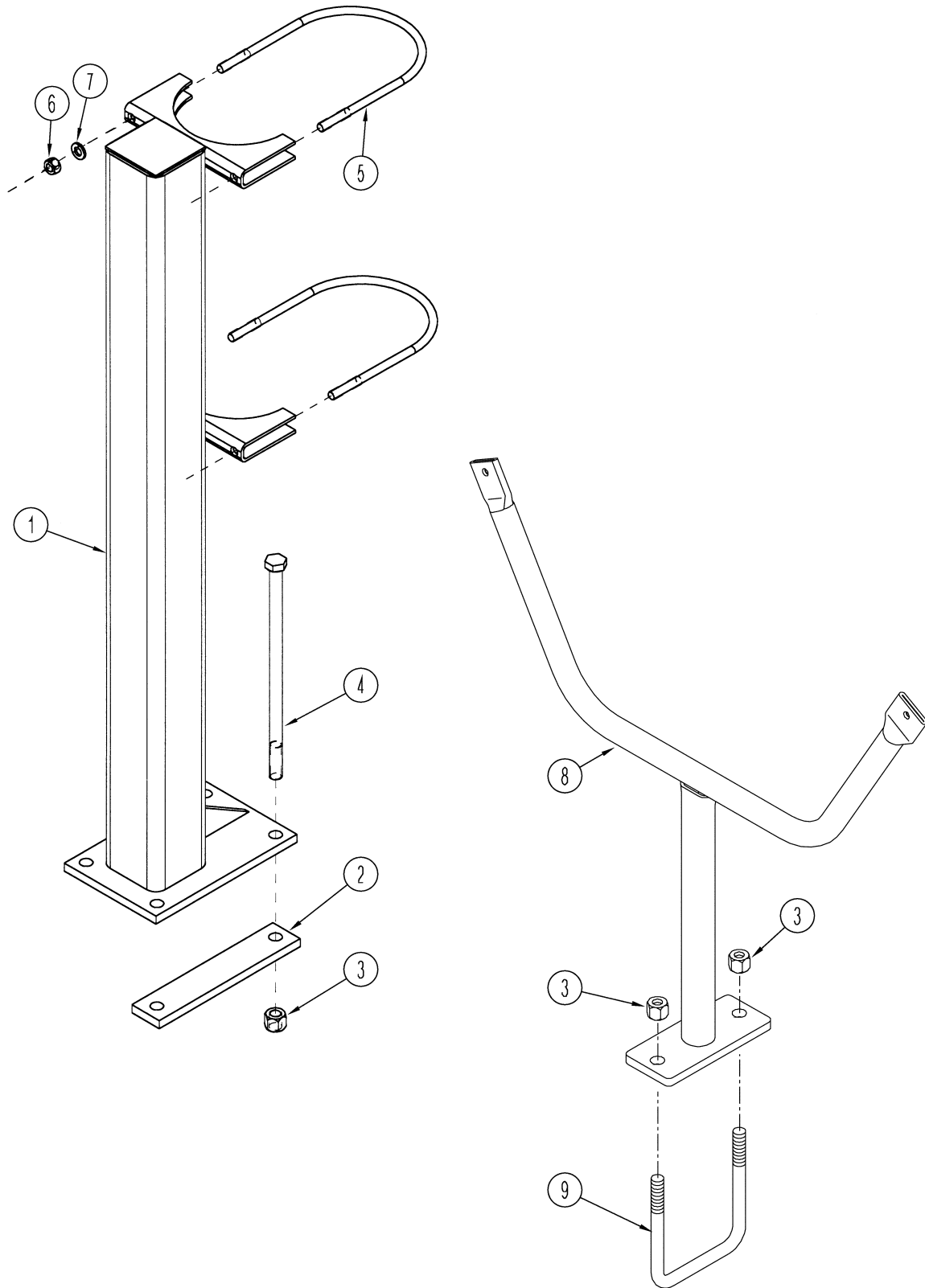
## ADX AIR CART TOW BETWEEN CONNECTOR MOUNTS

REF	FN	PART NUMBER	YR/SN	QTY	DESCRIPTION
1		214-1444		12	CLAMP, HOSE, #44, 2.31/3.25 Type F Worm
2		88902		8	NUT, LOCK, 3/8"-16, GC
3		88206		10	BOLT, Hex, 3/8"-16 x 1", G5, Full Thd
4		88011		4	BOLT, Hex, 3/8"-16 x 1 1/4", G5, Full Thd
5		87016560		8	NUT, Jam, 3/8"-16, G5
6		1824		6	CLAMP, muffler, 2 1/2"
7		GD-254		2	COVER, plate hose connect
8	1	GD-672A		2	HOLDER, quick connect 2 1/2" female
9		GE-360		6	TUBE, primary distribution - quick connect
10		GP-201		2	PANEL, standard tube hose mount
11		GP-381		2	SUPPORT, hose high capacity

(1) Includes two 413-620, four 425-146, two 5625 and four 4630

**SDX30**

CONCORD AIR CART FRONT TOW PRIMARY MANIFOLD STANDS

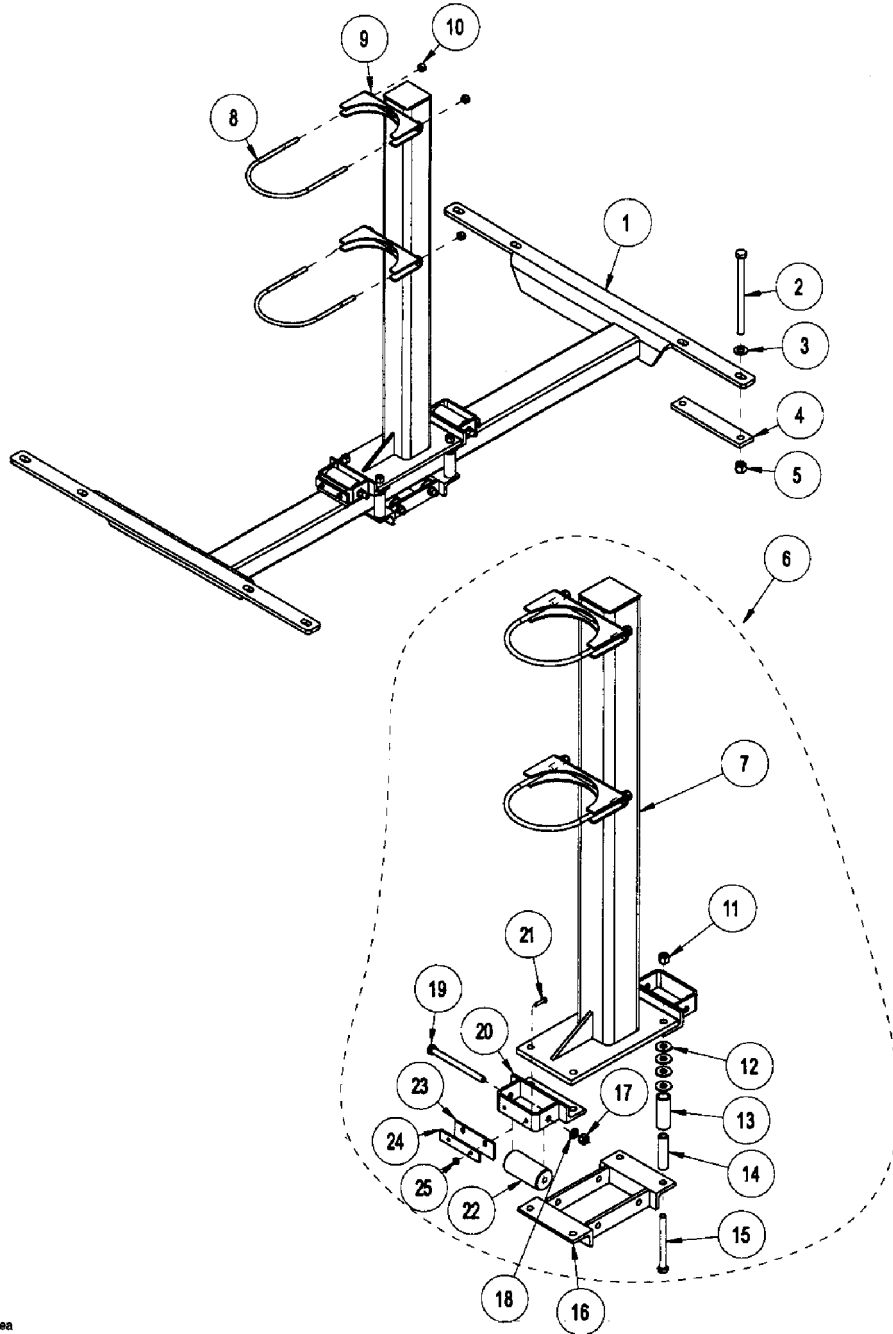


## CONCORD AIR CART FRONT TOW PRIMARY MANIFOLD STANDS

REF	FN	PART NUMBER	YR/SN	QTY	DESCRIPTION
1		312993A1		1	STAND, manifold primary
2		1023957		2	PLATE, LARGE, backup
3		87530607		6	NUT, 1/2"-13, GB
4		413-8160		4	BOLT, Hex, 1/2"-13 x 10", G5
5		1033298		2	U-BOLT, UR .375 5.188W 7.313D UNC YZD 1.5" THREAD
6		9628503		4	NUT, 3/8"-16, G5
7		80680		4	WASHER, LOCK, 3/8"
8		350342A1		1	CRADLE, hose assembly
9		1023564		1	U-BOLT, us 1/2"-13 4 1/32" w 5" d -G5 1" thread

SDX30

CONCORD AIR CART REAR TOW PRIMARY MANIFOLD STANDS

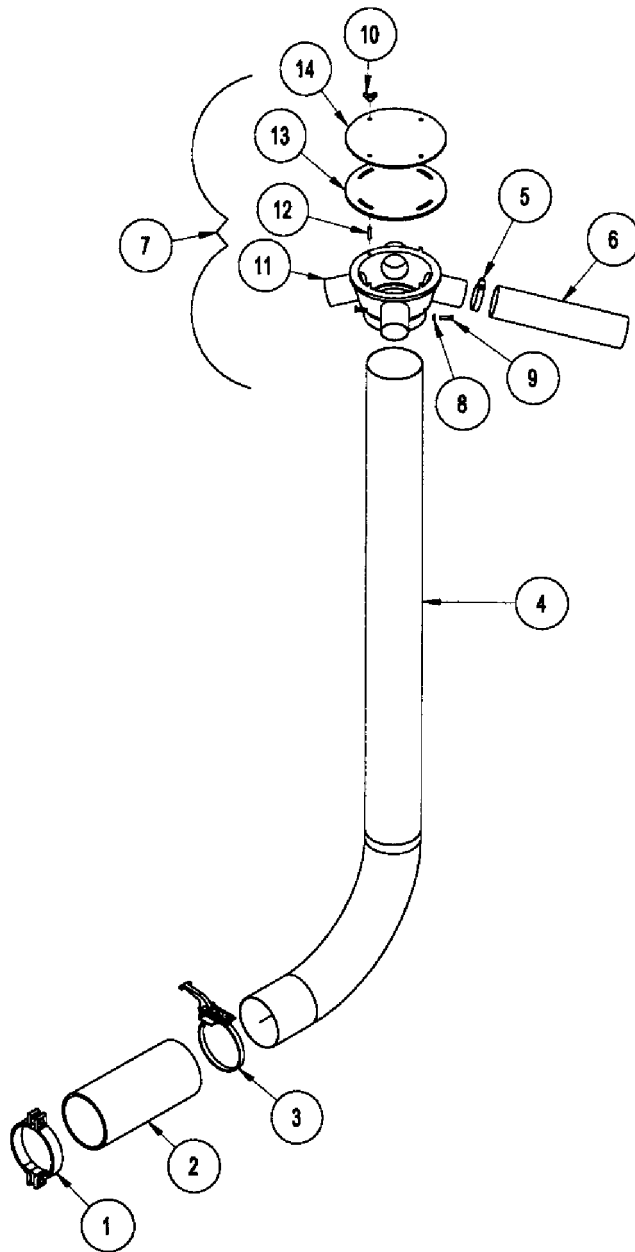


## CONCORD AIR CART REAR TOW PRIMARY MANIFOLD STANDS

REF	FN	PART NUMBER	YR/SN	QTY	DESCRIPTION
1		312990A1		1	MOUNTING PARTS, PRIMARY RAIL
2		86505997		8	BOLT, Hex, 1/2"-13 x 7 1/2", G5
3		87364		8	WASHER, 1/2", SAE
4		1023957		4	PLATE, LARGE, backup
5		87530607		8	NUT, 1/2"-13, GB
6		290107A1		1	STAND, manifold primary roller
7		290088A1		1	STAND, MANIFOLD PRIMARY
8		1033298		2	U-BOLT, UR .375 5.188W 7.313D UNC YZD 1.5" THREAD
9		80680		4	WASHER, LOCK, 3/8"
10		9628503		4	NUT, 3/8"-16, G5
11		86625064		4	NUT, LOCK, 3/8"-16, GB
12		80702		AR	WASHER, 3/8"
13		1030354		4	ROLLER, tube
14		1030355		4	SPACER, tube
15		80012047		4	BOLT, Hex, 3/8"-16 x 4", G5
16		1030361		1	MOUNTING PARTS, lower
17		9628503		4	NUT, 3/8"-16, G5
18		80680		4	WASHER, LOCK, 3/8"
19		86505980		4	BOLT, Hex, 3/8"-16 x 4 1/2", G5
20		1030360		2	MOUNTING PARTS, upper
21		86625179		4	SCREW, Hex Hd, #10-24 x 3/4"
22		1030356		4	ROLLER, Nylatron
23		1030386		2	WIPER, RUBBER
24		1030385		2	BAR, back
25		87304		4	NUT, #10-24

SDX30

CONCORD AIR CART PRIMARY MANIFOLD



primtube

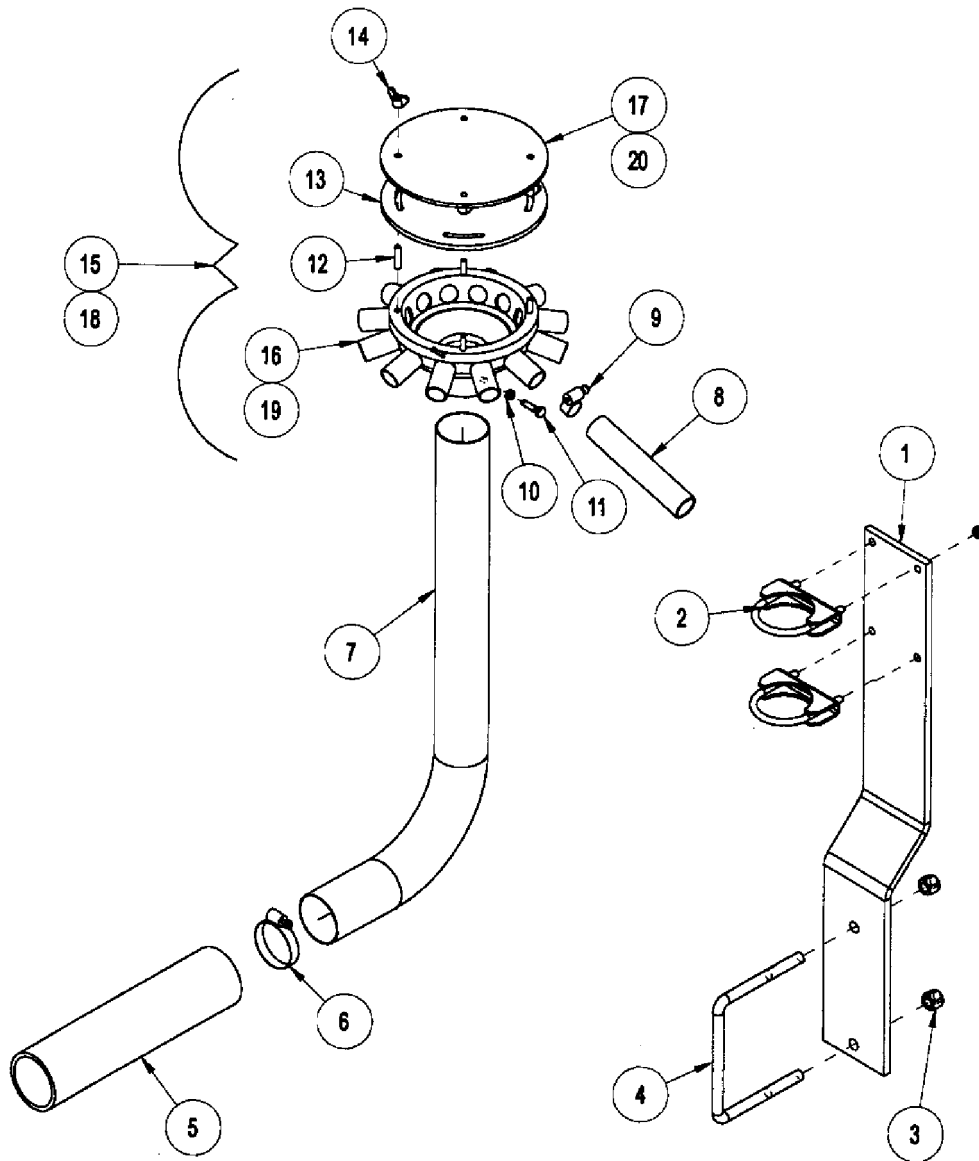
## CONCORD AIR CART PRIMARY MANIFOLD

REF	FN	PART NUMBER	YR/SN	QTY	DESCRIPTION
1		1026541		1	CLAMP, hose #600 5" to 5-3/4" bolted
2		1032274		AR	HOSE, 5" id x 5.55" od pvc black bulk 100' roll
3		1013259		1	CLAMP
4		1033291		1	TUBE, primary manifold
4		305969A1		1	TUBE, primary SS
5		214-1444		4	CLAMP, HOSE, #44, 2.31/3.25 Type F Worm
6		1032279		AR	HOSE, PVC black 2-1/2" bulk
6		86993497		AR	HOSE, bulk 2 1/2" id 50' roll
7		1012427		1	MANIFOLD, cover primary 4 port 2 1/2"
8		425-144		2	NUT, Jam, 1/4"-20, G5
9		86637935		2	BOLT, Hex, 1/4"-20 x 1", G8, Full Thd
10		86627130		4	NUT, WING, 1/4"-20
11		1012427		1	MANIFOLD, cover primary 4 port 2 1/2"
12		350205A1		4	SCREW, set 1/4"-20 x 1 1/4" Hex socket SS
13		312960A1		1	CUSHION, gasket neoprene 9" od
14		1013039		1	COVER, manifold primary 9" od

SDX30



CONCORD AIR CART SECONDARY MANIFOLD



sectube

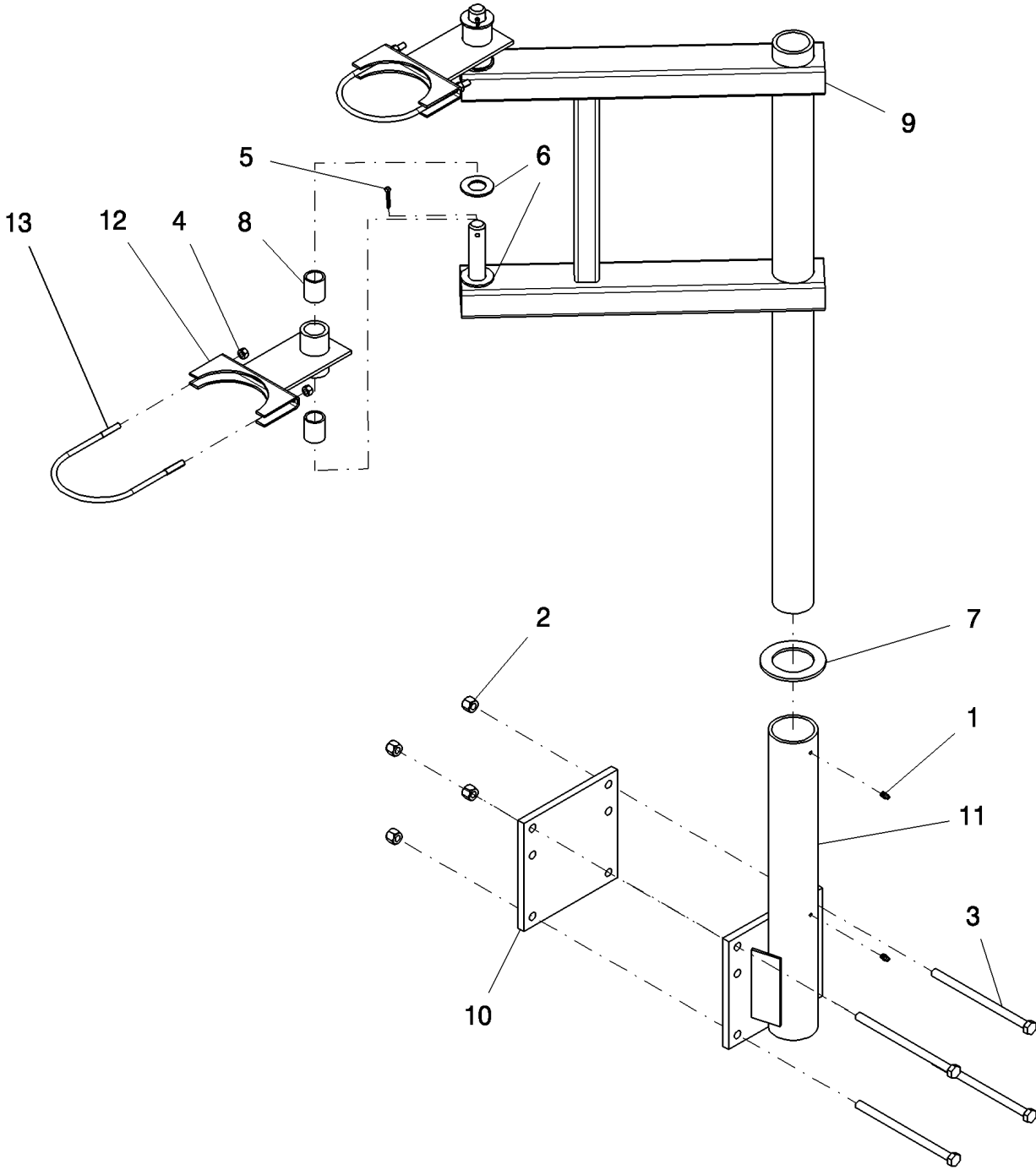
## CONCORD AIR CART SECONDARY MANIFOLD

REF	FN	PART NUMBER	YR/SN	QTY	DESCRIPTION
1		312992A1		1	BRACKET, secondary manifold
2		1824		2	CLAMP, muffler, 2 1/2"
3		87530607		2	NUT, 1/2"-13, GB
4		1030623		1	U-BOLT, us 1/2"-13 6 1/16" w x 5" d 2" thread
5		1032279		AR	HOSE, PVC black 2-1/2" bulk
6		214-1444		4	CLAMP, HOSE, #44, 2.31/3.25 Type F Worm
7		1026067		1	TUBE, secondary dimpled short
8		86993485		AR	HOSE, flex black 1" id
9		86536660		AR	CLAMP, HOSE, #16, 0.81/1.50 Type F Worm
10	1	425-144		2	NUT, Jam, 1/4"-20, G5
11	1	86637935		2	BOLT, Hex, 1/4"-20 x 1", G8, Full Thd
12	1	350205A1		4	SCREW, set 1/4"-20 x 1 1/4" Hex socket SS
13	1	312149A1		1	CUSHION, gasket, neoprene 7 1/2" od
14	1	86627130		4	NUT, WING, 1/4"-20
15		1013197		1	MANIFOLD, cover secondary 12 port 1"
16		1013197		1	MANIFOLD, cover secondary 12 port 1"
17		1013193		1	COVER, manifold second
18		1013195		1	MANIFOLD, cover secondary 9 port 1"
19		1013195		1	MANIFOLD, cover secondary 9 port 1"
20		1013191		1	COVER, manifold 7 1/2" od x .179tk

(1) Part of Manifold Assembly P/N 1013197 and P/N 1013195

**SDX30**

CONCORD AIR CART PIVOT BRACKETS



## CONCORD AIR CART PIVOT BRACKETS

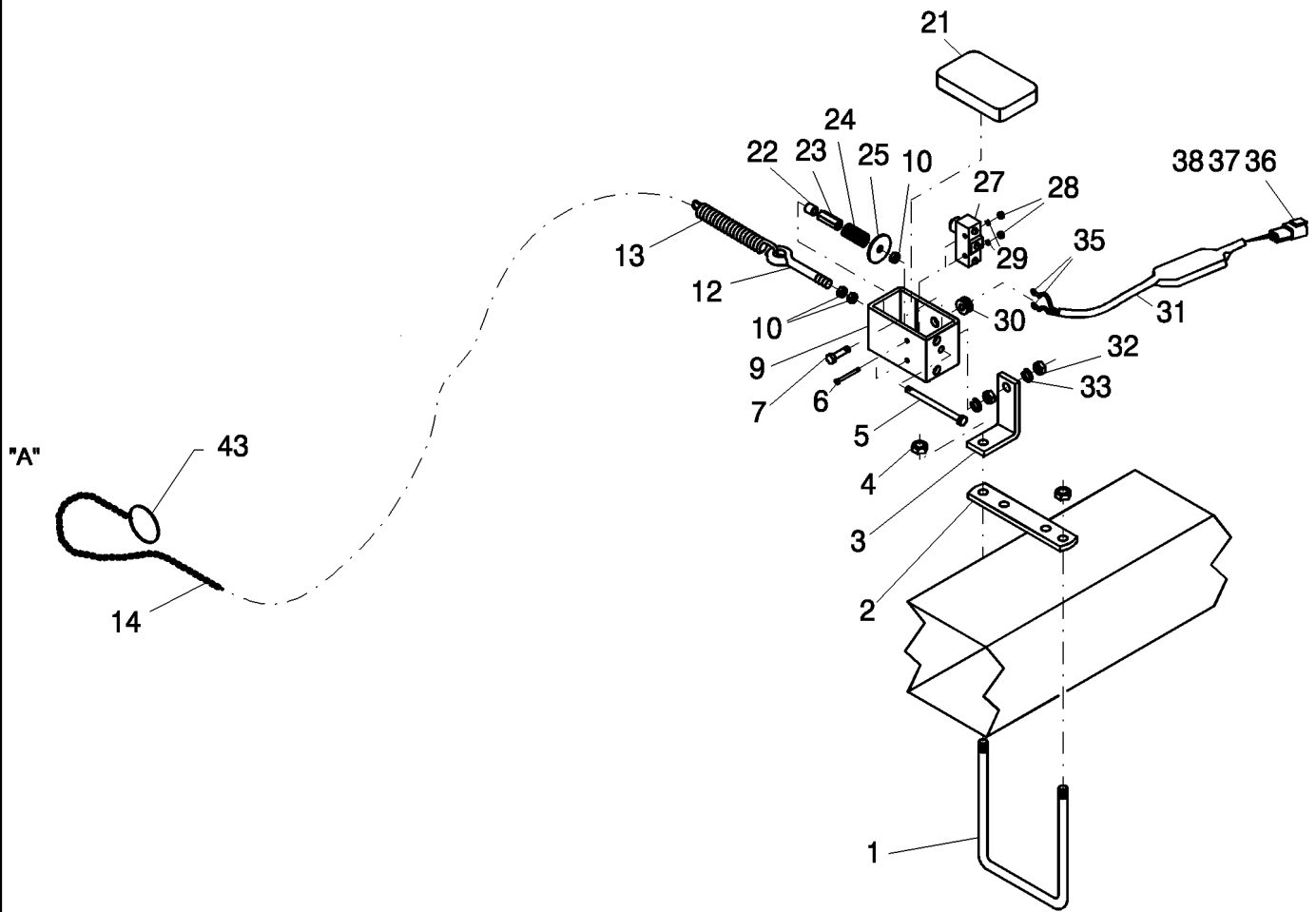
REF	FN	PART NUMBER	YR/SN	QTY	DESCRIPTION
0	1	350863A1		1	PACKAGE, kit stand single primary manifold
0	2	350855A1		1	PACKAGE, kit stand dual primary manifold
1		86636814		2	NIPPLE, LUBE, 1/4"-28 x .52" lg
2		87530607		4	NUT, 1/2"-13, GB
3		280831		4	BOLT, Hex, 1/2"-13 x 8", G5
4		9628503		4	NUT, 3/8"-16, G5
5		80754		2	PIN, SPLIT (COTTER), 3/16" x 1 1/2"
6		87367		4	WASHER, 1", SAE
7		1014154		1	WASHER, 2.5 ID 4OD .188 YZD
8		306246A2		4	BUSHING, polyube 1 1/4" od 1" id 1 1/2" lg, fibre
9		350854A1		1	ARM ASSY., PRIMARY MANIFOLD STAND
10		350856A1		1	PLATE, Bolting
11		350864A1		1	SUPPORT ASSY., Stand/W Primary Manifold
12		350869A1		2	MOUNTING PARTS, single primary manifold
13		1033298		2	U-BOLT, UR .375 5.188W 7.313D UNC YZD 1.5" THREAD

(1) Includes: Ref. 1 - 13 In The Quantities Specified

(2) Includes: Ref. Numbers 1 - 3, 5 - 7 and 9 - 11 In The Quantities Specified, Plus Eight Of Ref. #4, Eight Of Ref. #8, Four Of Ref. #12 and

**SDX30**

REMOTE SWITCH



## REMOTE SWITCH

REF	FN	PART NUMBER	YR/SN	QTY	DESCRIPTION
0		86987949		1	SWITCH, assembly, remote
1		419990A1		1	U-BOLT, us 5/16" x 4 1/8" w x 4 3/4" d 3/4" thread
2		GH-879		1	BRACKET, u-bolt mount
3		GH-878		1	BRACKET, remote switch
4		86632546		2	NUT, LOCK, 7/8"-14, GC
5		280317		1	BOLT, Hex, 1/4"-20 x 3", G5
6		8435		2	SCREW, mch #6-32" x 1 1/4" rh slt
7		87657		1	BOLT, Hex, 5/16"-18 x 1 1/4", G5
9		GH-877	Before 10/02	1	HOUSING, remote switch
9		86987949		1	SWITCH, assembly, remote
10		7770		3	NUT, 1/4"-20, G5
12		432633A1		1	EYEBOLT, 1/4" x 2 1/2" G2 bent
13		8596		1	SPRING, TENSION, .08" Wire x .75" OD x 9" long
14		GH-890		1	CHAIN (AGRICULTURE), #8 zinc plated 24" long
21		CA-158	Before 10/02	1	CAP, poly remote work switch
21		86987825	From 11/02	1	CAP, poly remote switch 4-3/8" x 2-3/8"
22		8602		1	SPACER, .332" od x 1/4" id x 3/8" long
23		8600		1	NUT, coupling 1/4"-20 x 7/8", G2
24		8603		1	SPRING, COMPRESSION, .062" Wire x .72" OD x 1.312" long
25		8601		1	WASHER, 9/32" id x 1 1/4" x 1/16"
27		8433		1	SWITCH, micro, remote
28		231-14406		2	NUT, LOCK, #6-32, GB
29		280471		2	WASHER, LOCK, Ext, #6
30		8635		1	GROMMET, 5/8" od x 1/4" id x 3/16" pt
31		14170		1	HARNESS, WIRE, work switch tow behind, 3.05 m
31		432638A1		1	CABLE ASSY., 12.8m work sw tbt
32		9635082		2	NUT, 5/16"-18, G5
33		10516674		2	WASHER, LOCK, M8
35		51200028		2	TERMINAL CONNECTOR, ring 22-16awg #10 red
36		222136A1		1	CONNECTOR, ELEC, plastic 2c receptacle
37		223950A1		2	PIN, 18-20awg copper nickel plated
38		222848A1		1	CONNECTOR, ELEC, lock 2c receptacle
43		8434		1	RING, SPECIAL, 29/32"

SDX30

INDEX - INDICE - INDEX - ZAHLENVERZEICHNIS - INDICE - INDICE - INDHOLD - INHOUD

Number	Figure	Sequence	Ref.	Number	Figure	Sequence	Ref.
{87698752}	5.020.1		41	1024284	1.071.1		17
1012427	6.060.1		11		2.010.1		11
	6.060.1		7		2.011.1		2
1013039	6.060.1		14		2.021.1		1
1013122	2.010.1		23		2.070.1		20
	2.011.1		100		2.071.1		3
	2.021.1		100	1024285	2.070.1		22
	2.070.1		27		2.071.1		4
	2.071.1		100	1024344	2.080.1		11
1013191	6.070.1		20	1024930	1.130.1		6
1013193	6.070.1		17	1026067	6.070.1		7
1013195	6.070.1		18	1026541	6.060.1		1
	6.070.1		19	1026727	1.070.1		8
1013197	6.070.1		15		1.071.1		13
	6.070.1		16	1027049	2.080.1		2
1013259	6.060.1		3	1030354	6.050.1		13
1013475	1.090.1		29	1030355	6.050.1		14
	1.091.1		25	1030356	6.050.1		22
	1.092.1		25	1030360	6.050.1		20
1013597	5.040.1		13	1030361	6.050.1		16
1014154	6.080.1		7	1030385	6.050.1		24
1015221	2.080.1		1	1030386	6.050.1		23
1015478	2.091.1		100	1030412	2.090.1		4
1016176	1.080.1		26	1030497	1.130.1		8
	1.081.1		27	1030499	1.130.1		9
	1.090.1		26	1030501	1.020.1		2
	1.091.1		31		1.130.1		1
	1.092.1		31	1030623	1.130.1		7
1016177	1.080.1		27		6.010.1		13
	1.081.1		12		6.070.1		4
	1.090.1		27	103066A1	1.080.1		35
	1.092.1		44		1.081.1		24
1016961	1.070.1		17		1.090.1		35
	1.071.1		20		1.091.1		7
	1.150.1		0		1.092.1		7
1017062	1.070.1		20	103069A2	1.080.1		10
	1.071.1		11		1.090.1		10
1017548	4.030.1		4	1030720	1.090.1		14
	4.031.1		12		1.091.1		4
	4.032.1		12		1.092.1		4
	4.033.1		12	1030721	1.090.1		15
1018128	2.080.1		10		1.091.1		5
1018131	2.080.1		9		1.092.1		5
1018373	2.080.1		3	1030722	1.090.1		13
1018564	1.090.1		16		1.091.1		6
	1.091.1		100		1.092.1		6
	1.092.1		42	1030839	2.071.1		5
1019844	2.070.1		17		2.090.1		8
	2.071.1		2	1030840	2.090.1		7
	2.091.1		100	1032274	6.060.1		2
1020501	1.080.1		4	1032279	6.060.1		6
	1.090.1		4		6.070.1		5
	1.091.1		1	1032403	1.070.1		15
	1.092.1		1		1.071.1		18
1020512	1.080.1		6	1032404	1.070.1		16
	1.081.1		32		1.071.1		15
	1.090.1		6	1032442	2.010.1		4
	1.091.1		2		2.011.1		22
	1.092.1		2		2.021.1		22
1020639	1.080.1		2	1032575	1.070.1		7
	1.081.1		20		1.071.1		9
	1.090.1		2	1032742	1.070.1		5
	1.091.1		3		1.071.1		21
	1.092.1		3	1032743	1.070.1		4
1020697	1.090.1		23		1.071.1		22
	1.091.1		19	1032744	1.070.1		3
	1.092.1		19		1.071.1		14
1020698	1.091.1		30	1032745	1.070.1		1
1023564	6.040.1		9		1.071.1		10
1023733	1.080.1		23	1032746	1.010.1		17
	1.081.1		2		1.011.1		1
1023734	1.090.1		23	1032747	1.010.1		19
1023957	1.120.1		7		1.011.1		2
	1.121.1		6	1032748	1.010.1		21
	6.040.1		2		1.011.1		3
	6.050.1		4	1032749	1.010.1		18
1024240	2.080.1		8		1.011.1		4
1024284	1.070.1		18	1032750	1.010.1		16

INDEX - INDICE - INDEX - ZAHLENVERZEICHNIS - INDICE - INDICE - INDHOLD - INHOUD

Number	Figure	Sequence	Ref.	Number	Figure	Sequence	Ref.
1032750	1.011.1		5	1945	5.070.1		15
1032751	1.010.1		20	1978737C1	2.060.1		4
	1.011.1		6		2.071.1		6
	1.070.1		2	1980927C1	1.081.1		11
	1.071.1		12	214-1444	6.010.1		32
1033093	1.092.1		100		6.020.1		1
1033291	6.060.1		4		6.030.1		1
1033298	6.040.1		5		6.060.1		5
	6.050.1		8		6.070.1		6
	6.080.1		13	21746	6.010.1		4
10516674	3.030.1		4	21749	6.010.1		8
	6.090.1		33	21754	6.010.1		6
107921A2	1.080.1		34	218-1056	2.080.1		5
	1.081.1		25	22071	6.010.1		8
	1.090.1		34	22073	6.010.1		8
1261010C1	2.010.1		19	22104	6.010.1		9
	2.011.1		1	222136A1	6.090.1		36
1268054C1	1.011.1		7	222848A1	6.090.1		38
	1.020.1		3	22323	6.010.1		8
	1.080.1		11	22394	6.010.1		10
	1.081.1		31	223950A1	6.090.1		37
	1.090.1		11	224383A2	1.100.1		3
	1.091.1		8		1.110.1		7
	1.092.1		8	225119C1	3.040.1		7
1282336C1	2.090.1		1	225120C1	3.040.1		8
1282337C1	2.090.1		2	225122C1	3.010.1		4
128633C1	4.020.1		5	225123C1	3.010.1		7
	4.021.1		5	225124C1	3.010.1		8
128817	5.060.1		8		3.040.1		10
128825	2.010.1		6	225125C1	3.010.1		5
	2.011.1		9		3.040.1		9
	2.021.1		6	225348C1	3.020.1		19
	2.070.1		16	225349C1	3.010.1		11
	2.071.1		14		3.020.1		5
128830	2.010.1		7	225404C1	3.010.1		12
	2.011.1		5	22602	6.010.1		12
	2.021.1		4	22990	5.020.1		25
	2.070.1		15		5.030.1		15
	2.071.1		11		5.060.1		1
	2.091.1		100		5.070.1		0
128996	2.070.1		14	231-14406	6.090.1		28
	2.071.1		8	231-47114	2.090.1		10
132341	2.070.1		4	231-53412	1.060.1		2
	2.071.1		7		2.050.1		9
132709	4.060.1		15	23121	5.060.1		4
	4.061.1		18	232-14412	5.010.1		12
	4.062.1		18	232-14416	1.070.1		13
	5.040.1		2		1.071.1		1
1344524C1	5.040.1		10	232-1446	2.110.1		7
136-163	4.070.1		1	232-46318	2.091.1		25
	4.071.1		1	232-53416	1.040.1		2
136-251	2.021.1		3	23251	5.030.1		29
136-62	5.070.1		14		5.040.1		19
13950	3.020.1		3	23387	5.060.1		11
14045	3.020.1		13	23388	5.060.1		10
14170	6.090.1		31	23400	5.060.1		5
145458	2.071.1		12	23582	5.030.1		16
	2.100.1		8	23583	5.020.1		27
	4.020.1		8		5.030.1		17
	4.021.1		1	2430	5.060.1		7
149930C2	2.090.1		3	245041C1	3.020.1		21
15762	3.030.1		8	245043C1	3.020.1		6
1586	5.040.1		5	245482C1	3.010.1		3
1589	5.040.1		6	245483C1	1.121.1		12
165964R1	1.090.1		25		3.040.1		6
	1.091.1		34	245484C1	3.010.1		6
	1.092.1		34	246676A1	4.020.1		4
1674	1.090.1		21		4.021.1		6
	1.091.1		27	249935A1	4.020.1		7
	1.092.1		27		4.021.1		7
175507	4.062.1		17	25-1110	2.091.1		20
1824	6.010.1		15	2684	5.070.1		9
	6.030.1		6	279043A1	3.020.1		2
	6.070.1		2	280-1434	4.011.1		22
18534389	5.030.1		28		4.012.1		22
187-845	6.010.1		7	280119	5.020.1		12
192848A2	1.071.1		25	280129	1.150.1		2
	1.140.1		1	280233	4.050.1		8



INDEX - INDICE - INDEX - ZAHLENVERZEICHNIS - INDICE - INDICE - INDHOLD - INHOUD

Number	Figure	Sequence	Ref.	Number	Figure	Sequence	Ref.
280233	4.051.1		3	306119A1	4.033.1		16
	5.010.1		7		4.090.1		11
280284	2.070.1		25	306122A1	4.010.1		20
280317	6.090.1		5		4.011.1		19
280374	2.090.1		6		4.012.1		19
	5.010.1		1	306128A1	4.080.1		1
	5.020.1		6	306130A1	4.050.1		4
280375	1.010.1		8		4.051.1		5
	1.011.1		10	306133A1	4.010.1		3
	1.020.1		6		4.011.1		10
	1.030.1		5		4.031.1		18
	1.040.1		1		4.051.1		9
	1.100.1		1		4.061.1		10
	1.110.1		1		4.071.1		8
	1.120.1		6		4.080.1		3
	1.121.1		10	306136A2	4.030.1		7
	2.050.1		17		4.031.1		13
	4.062.1		20	306145A1	4.050.1		6
	5.020.1		11		4.051.1		6
	5.030.1		6	306146A1	4.050.1		7
280384A1	3.020.1		17		4.051.1		7
280386A1	3.020.1		18		4.080.1		12
280431	1.121.1		1	306152A1	1.010.1		1
	3.040.1		1		1.011.1		11
280471	6.090.1		29		1.020.1		8
280492	3.030.1		1		1.091.1		20
280497	1.120.1		13		1.092.1		20
	1.121.1		29	306154A1	1.010.1		4
280736	5.050.1		2		1.011.1		12
280831	6.080.1		3		1.020.1		9
280963	1.121.1		23		1.091.1		20
280980	5.010.1		2		1.092.1		20
290088A1	6.050.1		7	306160A1	1.010.1		22
290107A1	6.050.1		6	306164A1	1.050.1		2
305969A1	6.060.1		4	306165A1	1.050.1		1
306001A1	4.060.1		3	306166A1	1.050.1		3
	4.061.1		7	306170A1	1.080.1		18
	4.062.1		7		1.081.1		5
306002A1	4.060.1		14	306172A1	1.080.1		17
306007A1	4.040.1		6		1.081.1		6
	4.041.1		5	306176A1	1.030.1		3
306031A1	4.020.1		0		1.040.1		3
	4.021.1		0	306192A1	1.080.1		7
	4.030.1		3		1.081.1		3
	4.031.1		14		1.090.1		7
	4.032.1		14		1.091.1		11
306071A1	4.010.1		1		1.092.1		11
	4.011.1		16	306194A1	1.090.1		18
	4.012.1		16	306205A1	4.070.1		3
306078A1	4.070.1		2		4.071.1		7
	4.071.1		5	306206A1	4.070.1		4
306084A1	4.010.1		19		4.071.1		4
	4.011.1		14	306208A1	4.010.1		14
	4.012.1		14		4.011.1		13
306085A1	4.010.1		19	306216A2	4.030.1		14
	4.011.1		14		4.031.1		17
	4.012.1		14		4.032.1		17
306095A1	4.070.1		7	306219A1	4.010.1		9
	4.071.1		6		4.011.1		20
306108A1	4.060.1		5		4.012.1		20
	4.061.1		8	306220A1	4.080.1		11
	4.062.1		8	306223A1	4.050.1		3
	5.040.1		12		4.051.1		8
306111A1	4.060.1		2	306228A1	4.010.1		3
	4.061.1		9		4.011.1		10
	4.062.1		9		4.031.1		18
306114A1	4.060.1		10		4.051.1		9
306115A1	4.060.1		4		4.061.1		10
306116A1	4.060.1		4		4.071.1		8
306117A2	4.030.1		9		4.080.1		3
	4.031.1		25	306229A1	4.030.1		15
	4.032.1		25	306230A1	4.080.1		11
306118A1	4.030.1		11	306231A1	4.050.1		3
	4.031.1		15		4.051.1		8
	4.032.1		15	306232A1	4.060.1		14
306119A1	4.030.1		17	306234A2	4.030.1		7
	4.031.1		16		4.031.1		13
	4.032.1		16	306235A1	4.010.1		14

INDEX - INDICE - INDEX - ZAHLENVERZEICHNIS - INDICE - INDICE - INDHOLD - INHOUD

Number	Figure	Sequence	Ref.	Number	Figure	Sequence	Ref.
306235A1	4.011.1		13	312479A1	1.141.1		8
306239A1	4.080.1		1	312934A1	2.010.1		2
306241A1	4.050.1		4		2.011.1		20
	4.051.1		5	312935A1	2.010.1		3
306242A1	4.010.1		15		2.011.1		21
	4.011.1		17		2.021.1		21
	4.012.1		17	312936A1	2.010.1		5
306244A1	4.010.1		8		2.021.1		23
	4.011.1		21	312937A1	2.070.1		24
	4.012.1		21	312939A1	2.070.1		2
306246A2	6.080.1		8		2.071.1		33
306249A1	4.030.1		12	312940A1	2.070.1		3
	4.031.1		19		2.071.1		32
	4.032.1		19	312960A1	6.060.1		13
306255A2	4.030.1		10	312986A1	2.071.1		15
	4.031.1		20		2.110.1		6
	4.032.1		20	312987A1	2.071.1		16
306257A1	4.060.1		11		2.110.1		1
306258A1	4.060.1		13	312990A1	6.050.1		1
306259A1	4.060.1		12	312991A1	2.071.1		17
306260A2	1.030.1		2		2.110.1		3
	1.040.1		4	312992A1	6.010.1		14
306262A2	1.010.1		2		6.070.1		1
306265A1	1.030.1		1	312993A1	6.040.1		1
	1.040.1		5	312997A1	1.120.1		11
306268A1	1.010.1		14	312998A1	1.120.1		3
306269A2	1.010.1		3	312999A1	1.010.1		11
306270A1	1.010.1		5	32-1632	1.070.1		22
306270A2	1.010.1		5		1.071.1		5
	1.011.1		14	324461A1	4.020.1		6
	1.020.1		11		4.021.1		8
306274A1	1.090.1		17	328011A1	4.010.1		2
306289A1	2.050.1		6		4.011.1		15
306290A1	1.060.1		4		4.012.1		15
	2.050.1		4	340987A1	4.061.1		19
306291A1	2.050.1		3	340988A1	4.061.1		17
306292A1	1.060.1		5	349390A1	2.050.1		2
306293A1	1.060.1		6	349394A1	1.060.1		7
306295A2	2.050.1		5		2.050.1		7
306296A1	2.010.1		1		4.010.1		6
	2.011.1		10		4.011.1		12
	2.021.1		7		4.012.1		12
	2.030.1		0	349398A1	1.050.1		2
	2.050.1		1	349399A1	1.050.1		1
	2.060.1		1	349401A1	1.050.1		3
306298A1	2.021.1		8	349402A1	1.050.1		4
	2.060.1		2	349403A1	2.070.1		5
306299A1	2.060.1		5		2.100.1		1
307122A1	1.120.1		12	349404A1	2.070.1		7
311858A1	1.120.1		20		2.071.1		19
	1.121.1		14	350102A1	2.030.1		7
311859A1	1.120.1		18	350103A1	2.030.1		4
	1.121.1		13	350104A1	2.030.1		5
311860A1	1.120.1		17	350105A1	2.030.1		2
	1.121.1		16	350106A1	2.030.1		3
311861A1	1.120.1		19	350107A1	2.030.1		1
	1.121.1		15	350108A1	2.021.1		9
311862A1	1.120.1		17		2.031.1		4
	1.121.1		16		2.050.1		14
311863A1	1.100.1		4	350109A1	2.031.1		5
	1.121.1		17		2.050.1		15
	1.140.1		2	350146A1	1.140.1		6
	1.141.1		7		1.141.1		9
311864A1	1.011.1		27	350147A1	1.140.1		7
	1.020.1		41		1.141.1		10
	1.071.1		24	350148A1	2.070.1		9
	1.121.1		18		2.071.1		34
	1.140.1		3	350149A1	2.070.1		10
	1.141.1		6		2.071.1		31
311865A1	1.100.1		5	350150A1	2.070.1		11
	1.121.1		19		2.071.1		30
	1.140.1		4	350151A1	2.070.1		12
	1.141.1		2		2.071.1		35
312149A1	6.070.1		13	350170A1	2.070.1		6
312454A1	1.120.1		21		2.071.1		20
312479A1	1.011.1		30	350171A1	2.071.1		21
	1.020.1		44	350172A1	2.100.1		3
	1.140.1		5	350203A1	2.100.1		9

INDEX - INDICE - INDEX - ZAHLENVERZEICHNIS - INDICE - INDICE - INDHOLD - INHOUD

Number	Figure	Sequence	Ref.	Number	Figure	Sequence	Ref.
350205A1	6.060.1		12	350854A1	6.080.1		9
	6.070.1		12	350855A1	6.080.1		0
350231A1	1.140.1		8	350856A1	6.080.1		10
	1.141.1		3	350863A1	6.080.1		0
350326A1	1.071.1		16	350864A1	6.080.1		11
	2.010.1		12	350869A1	6.080.1		12
	2.011.1		11	351047A1	4.031.1		23
	2.021.1		10		4.032.1		23
	2.070.1		21	351187A1	4.031.1		24
	2.071.1		23		4.032.1		24
350333A1	2.070.1		23		4.033.1		24
	2.071.1		24	351435A1	1.020.1		13
350335A1	1.011.1		29	351439A1	1.020.1		14
	1.020.1		43	351614A1	1.090.1		18
	1.140.1		9		1.091.1		18
	1.141.1		4	351616A1	1.090.1		18
350336A1	1.011.1		28		1.091.1		18
	1.020.1		42	351620A1	2.050.1		19
	1.140.1		10	351634A1	1.020.1		15
	1.141.1		5	351638A1	1.020.1		16
350338A1	1.010.1		12	351645A1	1.020.1		17
	1.011.1		15	351647A1	1.020.1		18
	1.020.1		12	351650A1	1.020.1		19
350342A1	6.040.1		8	351654A1	1.020.1		20
350345A1	1.080.1		14	351661A1	1.011.1		16
350346A1	1.080.1		13	351668A1	1.121.1		20
350347A1	4.010.1		16	351935A1	1.020.1		21
	4.011.1		18	351940A2	1.011.1		17
	4.012.1		18		1.020.1		22
350348A1	4.010.1		16	351941A2	1.011.1		18
	4.011.1		18		1.020.1		23
	4.012.1		18	351942A1	1.100.1		10
350401A1	1.140.1		11	351978A1	1.120.1		1
	1.141.1		11		1.121.1		21
	2.091.1		100	352506A1	3.020.1		14
350418A1	4.070.1		8	36723	1.080.1		25
	4.071.1		9		1.081.1		29
350423A1	2.030.1		6	36726	1.080.1		22
350444A1	1.050.1		4		1.080.1		28
350552A1	2.010.1		20		1.081.1		8
	2.011.1		12	3682	5.010.1		8
	2.040.1		0	377862A1	1.120.1		3
350553A1	2.040.1		1	377863A1	1.120.1		3
350554A1	2.011.1		13	3929	5.020.1		16
	2.040.1		3		5.030.1		10
350555A1	2.010.1		16	408657A1	5.020.1		26
	2.011.1		27	412742A1	1.121.1		16
350556A1	2.010.1		14	412752A1	1.150.1		3
	2.011.1		25	412765A1	3.010.1		2
350558A1	2.010.1		13	412766A1	3.010.1		15
	2.011.1		24	412769A1	1.020.1		40
350559A1	2.010.1		15	412797A1	1.090.1		17
	2.011.1		26		1.091.1		12
350569A1	2.040.1		2	412798A1	1.090.1		17
350582A1	1.130.1		5		1.091.1		12
350583A1	1.130.1		2	412917A1	1.121.1		5
350586A1	1.130.1		2		3.010.1		1
350587A1	4.080.1		5	412922A1	6.010.1		8
350610A1	4.030.1		5	413-10176	4.080.1		7
	4.031.1		21	413-1216	1.080.1		8
	4.032.1		21		1.081.1		17
350702A1	2.060.1		7		1.090.1		8
350704A1	2.060.1		6		1.091.1		14
350720A1	2.070.1		1		1.092.1		14
	2.071.1		1	413-12208	1.100.1		13
	2.090.1		0		1.110.1		3
350749A1	4.030.1		19	413-8160	6.040.1		4
	4.031.1		22	414-814	4.060.1		1
	4.032.1		22		4.061.1		2
350820A1	1.100.1		6		4.062.1		2
350822A1	1.100.1		7	419980A1	3.020.1		1
	1.110.1		8	419990A1	6.090.1		1
350823A1	1.100.1		8	419998A1	6.010.1		11
	1.110.1		9	425-1316	1.090.1		30
350827A1	1.100.1		9		1.091.1		26
	1.110.1		10		1.092.1		26
350843A1	4.060.1		14	425-1420	5.030.1		11
350844A1	4.060.1		14	425-144	6.060.1		8

INDEX - INDICE - INDEX - ZAHLENVERZEICHNIS - INDICE - INDICE - INHOLD - INHOUD

Number	Figure	Sequence	Ref.	Number	Figure	Sequence	Ref.
425-144	6.070.1		10	453012R1	1.081.1		28
425008A1	1.040.1		8		1.090.1		20
425009A1	1.040.1		8		1.091.1		33
425010A1	1.040.1		9		1.092.1		33
425013A1	1.040.1		10	453133C1	3.010.1		14
425015A1	1.040.1		11		3.020.1		20
425016A1	1.040.1		11	459329C1	3.020.1		16
425038A1	5.070.1		7	481849C1	3.010.1		16
425050A1	3.020.1		12	496-11131	1.070.1		21
425169A1	1.040.1		12		1.071.1		8
425181A1	1.121.1		24		2.071.1		29
425282A1	3.010.1		13		2.110.1		2
425289A1	6.020.1		3	500398C1	3.020.1		4
425500A2	1.011.1		19	51200012	3.020.1		15
	1.020.1		31	51200028	6.090.1		35
	1.081.1		10	51200040	1.121.1		3
	1.091.1		15	51200043	3.010.1		9
	1.092.1		15	51200044	3.010.1		10
425653A1	2.050.1		5	51200054	6.010.1		5
425654A1	2.050.1		6	512725	1.090.1		22
425841A1	5.060.1		3		1.091.1		23
425842A1	5.010.1		13		1.092.1		23
425844A1	5.010.1		14	524036	2.070.1		8
425873A1	5.050.1		4		2.071.1		10
425874A1	5.050.1		5	529068	3.040.1		3
426-12104	1.010.1		7	536054R1	4.062.1		19
	1.011.1		23	560953R91	1.090.1		28
	1.020.1		27		1.091.1		22
426-12128	1.011.1		25		1.092.1		22
	1.020.1		29	5625	6.020.1		4
426-12136	1.020.1		30	572563R1	4.061.1		16
	1.100.1		14	572563R91	4.062.1		16
	1.110.1		4	6-11250	1.121.1		35
	5.010.1		15	6-70060	2.091.1		100
	5.020.1		5	60-6267T1	2.100.1		10
426-16112	1.070.1		12	6123	1.150.1		4
	1.071.1		4	6124	1.150.1		5
426-1640	1.121.1		28	6177	6.020.1		5
4269	5.020.1		18	62610C1	1.080.1		21
432590A1	6.010.1		8		1.081.1		14
432601A1	3.040.1		4	63172	1.010.1		13
432620A1	5.040.1		11		2.071.1		25
432625A1	5.040.1		4		2.110.1		4
432633A1	6.090.1		12	6425	1.020.1		1
432638A1	6.090.1		31	6452	5.020.1		20
435414A1	5.060.1		6	64601C1	4.010.1		4
435893A1	2.010.1		1		4.011.1		11
	2.011.1		10		4.012.1		11
	2.021.1		7		4.051.1		10
	2.030.1		0		4.080.1		10
	2.050.1		1	6566	5.020.1		21
	2.060.1		1		5.030.1		12
438-11620	4.033.1		32	663557R91	1.080.1		22
	4.090.1		8		1.080.1		28
438-22432	4.030.1		18		1.081.1		9
	4.031.1		2	663558R1	1.080.1		24
	4.032.1		2		1.081.1		30
	4.050.1		1	6637	5.020.1		24
	4.051.1		1		5.030.1		13
	4.080.1		6	6815	1.121.1		3
439-1544	2.021.1		12	700712911	2.080.1		8
	2.060.1		3	71100209	2.091.1		27
439175A1	4.061.1		11	76347	2.010.1		22
439176A1	4.061.1		11		2.011.1		6
439177A1	4.061.1		12		5.060.1		9
439178A1	4.061.1		13	7735731	2.080.1		8
439179A1	4.061.1		14	7770	1.120.1		17
439225A1	4.080.1		9		1.121.1		31
439232A1	4.061.1		15		3.030.1		2
439409A1	1.040.1		12		6.090.1		10
439653A1	4.062.1		15	7997	5.070.1		1
439655A1	4.062.1		11	79979C3	2.090.1		11
439657A1	4.062.1		14	80012047	6.050.1		15
439658A1	4.062.1		13	80299	5.020.1		9
439661A1	4.032.1		9	80679	1.121.1		2
	4.033.1		9		1.121.1		30
453011R91	1.091.1		21		3.040.1		2
453012R1	1.080.1		20	80680	1.070.1		10

INDEX - INDICE - INDEX - ZAHLENVERZEICHNIS - INDICE - INDICE - INDHOLD - INHOUD

Number	Figure	Sequence	Ref.	Number	Figure	Sequence	Ref.
80680	1.071.1		19	86512837	4.031.1		10
	6.040.1		7		4.032.1		10
	6.050.1		18		4.033.1		10
	6.050.1		9	86513024	2.010.1		8
80682	3.030.1		3		2.011.1		7
80702	1.070.1		11		2.021.1		5
	1.071.1		7	86513043	2.070.1		13
	2.010.1		10		2.071.1		9
	2.011.1		15	86523851	5.040.1		7
	2.021.1		13	86536660	6.070.1		9
	2.070.1		19	86537133	1.121.1		3
	2.071.1		28	86539260	1.011.1		26
	4.030.1		8	86544366	4.040.1		4
	5.020.1		8	86557052	1.010.1		6
	6.050.1		12		1.011.1		24
80754	1.080.1		31		1.020.1		28
	1.081.1		13	86561136	1.121.1		4
	1.090.1		31	86609280	4.041.1		7
	1.091.1		24	86624018	1.080.1		5
	1.092.1		24		1.090.1		5
	6.080.1		5	86624090	4.030.1		13
810769C1	1.080.1		16		4.031.1		1
8179	5.070.1		5		4.032.1		1
8181	5.070.1		10	86624096	2.021.1		2
8182	5.070.1		4	86624102	4.030.1		20
826271	1.080.1		29		4.031.1		3
	1.081.1		15		4.032.1		3
83-1388	5.070.1		2	86624135	2.010.1		18
832-4748	4.041.1		8		2.011.1		3
8433	6.090.1		27		5.060.1		12
8434	6.090.1		43	86625061	4.010.1		22
8435	6.090.1		6		4.011.1		2
847590	1.120.1		14		4.012.1		2
	1.121.1		22	86625064	1.020.1		7
85700693	2.050.1		11		1.060.1		1
	4.010.1		10		1.100.1		2
	4.011.1		4		1.130.1		3
	4.012.1		4		2.050.1		13
	4.050.1		5		2.070.1		26
	4.051.1		2		4.010.1		5
	4.080.1		8		4.011.1		3
	5.010.1		4		4.012.1		3
	5.020.1		10		4.030.1		6
	5.030.1		4		4.031.1		4
	5.040.1		8		4.032.1		4
85700996	1.120.1		17		4.033.1		4
	1.121.1		7		4.090.1		2
8596	6.090.1		13		6.050.1		11
8600	6.090.1		23	86625179	6.050.1		21
8601	6.090.1		25	86626471	1.141.1		1
8602	6.090.1		22	86627130	6.060.1		10
8603	6.090.1		24		6.070.1		14
86050277	1.120.1		15	86632546	6.090.1		4
	1.121.1		11	86632554	1.080.1		30
8635	6.090.1		30		1.081.1		18
86500692	1.070.1		23		4.060.1		7
86502676	5.020.1		5		4.061.1		3
86504104	4.061.1		1		4.062.1		3
	4.062.1		1	86632556	5.020.1		13
86505980	6.050.1		19	86632557	5.010.1		9
86505997	1.120.1		10		5.020.1		15
	1.121.1		26	86636814	6.080.1		1
	6.050.1		2	86637935	6.060.1		9
86505999	2.050.1		10		6.070.1		11
86508733	1.010.1		15	86639566	2.050.1		11
	1.011.1		21	86729275	4.030.1		2
	2.050.1		16		4.031.1		7
86508735	1.010.1		9		4.032.1		7
	1.011.1		22		4.033.1		7
	1.020.1		26		5.010.1		3
	1.030.1		4	86754	1.020.1		5
86509499	2.071.1		13	86755	1.011.1		9
86511191	5.020.1		14		1.121.1		8
	5.030.1		9	86977740	4.010.1		12
86511870	2.010.1		17		4.011.1		7
	2.011.1		4		4.012.1		7
	2.080.1		4	86983878	5.070.1		6
86512837	4.030.1		22	86983879	5.070.1		8

INDEX - INDICE - INDEX - ZAHLENVERZEICHNIS - INDICE - INDICE - INHOLD - INHOUD

Number	Figure	Sequence	Ref.	Number	Figure	Sequence	Ref.
86983903	3.030.1		9	87367	4.031.1		9
86984011	1.011.1		13		4.050.1		2
	1.020.1		10		4.051.1		4
86984019	1.030.1		1		4.080.1		4
	1.040.1		5		6.080.1		6
86987484	1.030.1		1	87376764	5.020.1		34
	1.040.1		5	87381	1.100.1		16
86987485	1.030.1		1		1.110.1		6
	1.040.1		5		1.120.1		5
86987825	6.090.1		21		1.121.1		34
86987949	6.090.1		0		4.060.1		8
	6.090.1		9		4.061.1		6
86992215	1.092.1		41		4.062.1		6
	5.040.1		1		5.020.1		17
86992286	6.010.1		100	87398	4.060.1		6
	6.020.1		100		4.061.1		4
86993485	6.010.1		100		4.062.1		4
	6.070.1		8	87401070	6.010.1		31
86993497	6.060.1		6	87401407	4.012.1		23
87010729	1.011.1		8	87403962	2.091.1		0
	1.020.1		4	87406914	2.011.1		10
	1.080.1		12		2.021.1		7
	1.081.1		22		2.031.1		1
	1.090.1		12		2.050.1		1
	1.091.1		9		2.060.1		1
	1.092.1		9	87407430	2.070.1		1
87012439	2.050.1		18		2.071.1		1
87016	1.070.1		19		2.091.1		0
	1.071.1		6	87409392	2.091.1		2
	1.121.1		32	87409427	2.091.1		1
	4.031.1		8	87409443	5.070.1		11
	4.032.1		8	87409450	2.091.1		4
	4.033.1		8	87409466	2.091.1		3
	4.090.1		12	87409484	2.091.1		6
87016560	6.020.1		6	87410708	1.030.1		2
	6.030.1		5		1.040.1		4
87016571	1.120.1		16	87410958	5.040.1		16
87016603	4.020.1		2	87410959	5.040.1		16
	4.021.1		4	87410960	5.040.1		17
87033793	1.090.1		24	87412999	5.040.1		14
	1.091.1		32	87414	1.080.1		19
	1.092.1		32		1.081.1		21
87034810	4.040.1		5		1.090.1		19
87304	6.050.1		25		1.091.1		29
87318632	5.020.1		41		1.092.1		29
87325443	5.020.1		22		4.033.1		29
87325446	5.030.1		3		4.080.1		13
87331046	2.010.1		21		5.020.1		1
	2.011.1		8		5.030.1		1
87337	1.040.1		6	87415	5.020.1		2
	1.060.1		9	87415392	3.030.1		7
	1.070.1		6	87416235	3.030.1		6
	1.071.1		3	87420247	5.020.1		23
	2.050.1		8	87421648	4.062.1		12
87338	4.030.1		1	87434586	2.031.1		100
	5.030.1		7	87440750	4.030.1		7
87339	4.070.1		5		4.031.1		13
	4.071.1		3		4.032.1		13
87340	1.080.1		9	87440752	4.030.1		7
	1.081.1		26		4.031.1		13
	1.090.1		9		4.032.1		13
	1.091.1		16		4.033.1		13
	1.092.1		16	87442626	1.121.1		21
87361	4.010.1		21	87448259	2.031.1		10
	4.011.1		8	87448261	2.031.1		12
	4.012.1		8	87448262	2.031.1		9
87364	1.100.1		15	87448263	2.031.1		16
	1.110.1		5	87448265	2.031.1		6
	1.120.1		9	87450259	4.012.1		10
	1.121.1		33		4.032.1		18
	4.010.1		17		4.051.1		9
	4.011.1		9		4.062.1		10
	4.012.1		9		4.071.1		8
	4.060.1		16	87450260	4.012.1		10
	4.061.1		5		4.032.1		18
	4.062.1		5		4.051.1		9
	6.050.1		3		4.062.1		10
87367	4.030.1		21		4.071.1		8

INDEX - INDICE - INDEX - ZAHLENVERZEICHNIS - INDICE - INDICE - INDHOLD - INHOUD

Number	Figure	Sequence	Ref.	Number	Figure	Sequence	Ref.
87452745	4.062.1		100	87604021	4.041.1		3
87461340	4.040.1		3	87604612	4.021.1		7
87462380	4.012.1		13		4.041.1		4
87462381	4.012.1		13	87604747	4.033.1		28
87500592	4.010.1		13		4.041.1		1
	4.031.1		11	87611225	4.090.1		100
	4.032.1		11	87619912	1.070.1		14
	4.033.1		11	87627347	4.090.1		0
87501777	1.092.1		18	87627348	4.090.1		0
87501779	1.092.1		18	87628408	5.030.1		25
87502096	1.092.1		43	87653276	1.071.1		25
87504961	4.033.1		3	87657	6.090.1		7
	4.080.1		10	87660733	5.020.1		34
87505175	1.080.1		32	87660735	5.010.1		18
	1.081.1		19		5.020.1		33
87505190	5.020.1		19	87660736	5.030.1		24
87505192	1.090.1		32	87661321	5.010.1		17
	1.091.1		28	87661322	5.020.1		29
	1.092.1		28		5.030.1		18
87505301	5.010.1		16	87665742	1.011.1		14
87505302	5.010.1		11		1.020.1		11
87505303	5.020.1		40	87666076	1.011.1		12
87505363	4.012.1		10		1.020.1		9
	4.032.1		18		1.091.1		20
	4.033.1		33		1.092.1		20
	4.051.1		9	87673439	1.011.1		11
	4.062.1		10		1.020.1		8
	4.071.1		8		1.091.1		20
87505370	4.012.1		10		1.092.1		20
	4.032.1		18	87673452	1.071.1		9
	4.033.1		33	87689	1.120.1		22
	4.051.1		9	87695406	4.040.1		1
	4.062.1		10		4.080.1		2
	4.071.1		8	87716	1.150.1		1
87505411	4.012.1		100	87746243	4.040.1		2
	4.032.1		100	87790098	4.033.1		5
	4.051.1		100	87996	1.092.1		40
	4.062.1		100	87997	1.080.1		1
	4.071.1		100		1.081.1		16
87506235	5.050.1		1		1.090.1		1
	5.060.1		2		1.091.1		13
87516551	4.033.1		14		1.092.1		13
	4.090.1		3	88011	4.033.1		30
87516552	4.033.1		22		4.090.1		6
	4.090.1		9		6.020.1		2
87516556	4.033.1		23		6.030.1		4
	4.090.1		4	88044	1.060.1		8
87516659	4.033.1		27		2.050.1		12
	4.090.1		7		2.050.1		12
87516670	4.033.1		26		4.010.1		7
	4.090.1		5		4.011.1		5
87517082	4.033.1		27		4.012.1		5
	4.090.1		7		5.020.1		4
87530607	1.080.1		3	88062	5.040.1		9
	1.081.1		23	88206	1.070.1		9
	1.090.1		3		1.071.1		2
	1.091.1		10		1.100.1		11
	1.092.1		10		1.121.1		25
	1.120.1		8		2.010.1		9
	1.121.1		9		2.011.1		14
	1.130.1		4		2.021.1		11
	4.010.1		18		2.070.1		18
	4.011.1		1		2.071.1		26
	4.012.1		1		6.030.1		3
	4.070.1		6	88436	1.020.1		24
	4.071.1		2		2.080.1		6
	6.010.1		2		2.110.1		5
	6.040.1		3		4.030.1		16
	6.050.1		5		4.031.1		5
	6.070.1		3		4.032.1		5
	6.080.1		2	88546	5.030.1		8
87533276	1.060.1		3	88604	5.010.1		6
87564157	1.120.1		2	88902	5.020.1		7
	1.121.1		36		5.030.1		2
	3.040.1		0		6.030.1		2
87602293	4.021.1		5	88945	5.010.1		15
	4.041.1		2		5.020.1		5
87604021	4.021.1		6	88962	1.040.1		7

INDEX - INDICE - INDEX - ZAHLENVERZEICHNIS - INDICE - INDICE - INHOLD - INHOUD

Number	Figure	Sequence	Ref.	Number	Figure	Sequence	Ref.
9426646	4.010.1		23	NN-361	5.020.1		31
9627879	1.100.1		12	NSS	2.030.1		7A
	1.110.1		2		2.030.1		7B
9628503	2.080.1		7		2.030.1		7C
	5.070.1		3		2.030.1		7D
	6.040.1		6		2.030.1		7E
	6.050.1		10		2.030.1		7F
	6.050.1		17		2.031.1		11
	6.080.1		4		2.031.1		13
9635082	3.030.1		5		2.031.1		14
	6.010.1		3		2.031.1		15
	6.090.1		32		2.031.1		2
9635884	4.020.1		1		2.031.1		3
	4.021.1		2		2.031.1		7
9637417	5.010.1		5		2.031.1		8
9638	5.030.1		14		2.090.1		12
9661	5.010.1		10		2.090.1		13
9671714	4.041.1		6		2.090.1		14
9706689	2.071.1		27		2.090.1		15
	4.033.1		31		2.090.1		16
	4.090.1		1		2.090.1		17
	5.020.1		3		2.090.1		18
9706701	1.010.1		10		2.090.1		5
	1.011.1		20		2.090.1		9
	1.020.1		25		2.091.1		5
	1.120.1		4		2.100.1		11
	1.121.1		27		2.100.1		2
9706716	4.011.1		6		2.100.1		3A
	4.012.1		6		2.100.1		3B
9707515	4.020.1		3		2.100.1		3C
	4.021.1		3		2.100.1		4
	5.050.1		3		2.100.1		5
9707516	4.010.1		11		2.100.1		6
9827853	4.031.1		6		2.100.1		7
	4.032.1		6	REF	6.010.1		17
	4.033.1		6		6.010.1		8
9849649	5.030.1		5	SO-803	5.030.1		19
A57879	1.080.1		15	TM-111	5.030.1		20
	1.081.1		4	TM-115	5.020.1		32
CA-158	6.090.1		21	TM-120V3	5.020.1		38
CC-105	5.020.1		28		5.030.1		27
D29266	4.060.1		9	TM-121	5.030.1		21
	5.040.1		3		5.040.1		15
DR-872	5.020.1		30	TM-132	5.010.1		19
F86364	1.080.1		33	TM-147	5.030.1		22
	1.081.1		7	TM-151	5.030.1		23
	1.090.1		33	TM-157	5.010.1		20
	1.091.1		17	TM-158	5.010.1		21
	1.092.1		17	TM-159	5.010.1		22
GD-254	6.020.1		7	TM-160	5.010.1		23
	6.030.1		7	TM-163V2	5.040.1		18
GD-672A	6.020.1		9	TM-165	5.010.1		24
	6.030.1		8	TM-166	5.010.1		25
GD-673	6.020.1		8	TM-167	5.010.1		26
GE-360	6.030.1		9		5.020.1		35
GH-877	6.090.1		9	TM-197	5.020.1		36
GH-878	6.090.1		3	TM-213	5.020.1		37
GH-879	6.090.1		2		5.030.1		26
GH-890	6.090.1		14				
GP-102	6.010.1		16				
GP-103	6.010.1		16				
GP-106SV1	6.010.1		1				
GP-107	6.010.1		17				
GP-107SV1	6.010.1		1				
GP-108	6.010.1		17				
GP-108SV1	6.010.1		1				
GP-109	6.010.1		17				
GP-109SV1	6.010.1		1				
GP-110	6.010.1		17				
GP-110SV1	6.010.1		1				
GP-111	6.010.1		17				
GP-111SV1	6.010.1		1				
GP-112	6.010.1		17				
GP-112SV1	6.010.1		1				
GP-201	6.030.1		10				
GP-253	6.010.1		18				
GP-381	6.030.1		11				
GR-457A	1.071.1		23				



